




East Bay 
Regional Park District
www.ebparks.org

Adopted Budget 2010

Headquartered in
Oakland, California

Operating a Regional Park
System within Alameda
and Contra Costa Counties



Temescal Regional Recreation Area

Adopted Budget 2010

Board of Directors

Whitney Dotson
Ward 1

John Sutter
Ward 2

Carol Severin
Ward 3

Doug Siden
Ward 4

Ayn Wieskamp
Ward 5

Beverly Lane
Ward 6

Ted Radke
Ward 7

Pat O'Brien
General Manager

Dave Collins
*Assistant General Manager,
Management Services*

Cinde Rubaloff
Chief Financial Officer

Pam Burnor
Budget Manager

East Bay 
Regional Park District
www.ebparks.org



Coyote Hills Regional Park

VISION AND MISSION STATEMENTS

Vision

The East Bay Regional Park District will preserve a priceless heritage of natural and cultural resources, open space, parks and trails for the future and will set aside park areas for the enjoyment and healthful recreation for generations to come. An environmental ethic guides us in all that we do.

Mission

The East Bay Regional Park District will achieve the above vision in the following ways:

- Provide a diversified system of regional parklands, trails, and parkland-related services that will offer outstanding opportunities for creative use of outdoor time.
- Acquire and preserve significant biologic, geologic, scenic, and historic resources within Alameda and Contra Costa Counties.
- Manage, maintain and restore the parklands so that they retain their important scenic, natural, and cultural values.
- Interpret the parklands by focusing educational programs on both the visitor's relationship to nature, natural processes, ecology, history of the parklands, and the value of natural conditions.
- Support the development and retention of well-trained, dedicated, and productive employees.
- Improve access to and use of the parks by members of groups that have been underrepresented, such as disabled, economically disadvantaged, and elderly visitors.
- Balance environmental concerns and outdoor recreational opportunities within regional parklands.
- Provide recreational development that fosters appropriate use of parklands while preserving their remoteness and intrinsic value.
- Create quality programs that recognize the cultural diversity represented in the region.
- Participate in partnerships with public agencies, nonprofit organizations, volunteers, and the private sector to achieve mutual goals.
- Provide leadership to help guide land use decisions of East Bay governments that relate to the District.
- Ensure open and inclusive public processes.
- Pursue all appropriate activities to ensure the fiscal health of the District.

BOARD OF DIRECTORS

The East Bay Regional Park District is governed by a seven-member Board of Directors, who are publicly elected to serve four-year terms and represent a specific geographic area (Ward) of the District as depicted on the map opposite this page. The District itself comprises all of Alameda and Contra Costa counties.

Whitney Dotson, Ward 1 Director
Berkeley

Ward 1 includes the communities of Albany, Berkeley, Emeryville, El Cerrito, El Sobrante, Kensington, a portion of Oakland, a small part of Pinole, Richmond, and San Pablo.

John Sutter, Ward 2 Director
Oakland

Ward 2 includes the communities of Oakland, Piedmont, Canyon, Moraga, Orinda, Orinda Village, Rheem Valley, Lafayette, and Rossmoor.

Carol Severin, Ward 3 Director
Castro Valley

Ward 3 includes the communities of Castro Valley, Hayward, Union City, and a portion of Fremont.

Doug Siden, Ward 4 Director
Alameda

Ward 4 includes the communities of Alameda, a portion of Oakland, San Leandro, and San Lorenzo.

Ayn Wieskamp, Ward 5 Director
Livermore

Ward 5 includes the communities of Brightside, Dublin, Livermore, Newark, Pleasanton, Scott's Corner, Sunol and a portion of Fremont.

Beverly Lane, Ward 6 Director
Danville

Ward 6 includes the communities of Alamo, Blackhawk, Clayton, Concord, Danville, Diablo, Pleasant Hill, San Ramon, Tassajara, and part of Walnut Creek.

Ted Radke, Ward 7 Director
Martinez

Ward 7 includes the communities of Antioch, Bay Point, Bethel Island, Brentwood, Byron, Clyde, Crockett, Discovery Bay, Hercules, Martinez, Muir, Nevada Dock, Oakley, Oleum, and Pacheco, the majority of Pinole, Pittsburg, Port Costa, Rodeo, Selby, and Tormey.



GOVERNMENT FINANCE OFFICERS ASSOCIATION

*Distinguished
Budget Presentation
Award*

PRESENTED TO

**East Bay Regional Park District
California**

For the Fiscal Year Beginning

January 1, 2009

President

Executive Director

EAST BAY REGIONAL DISTRICT PROFILE

INCORPORATED: The District was incorporated in 1934 as a California Special District. The District operates under Sections 5500-5595 of the Public Resources Code of the State of California for the purpose of acquiring park, recreation and open space land and developing, operating and maintaining this land.

JURISDICTION: The District's boundaries encompass 1,745 square miles on the eastern side of the San Francisco Bay, including all of Alameda and Contra Costa counties of California.

GOVERNING BOARD: The District is governed by a seven-member Board of Directors. Directors are elected by the voters to serve four-year terms. Each Director represents a specific geographic area (wards) of the District. The General Manager of the District is appointed by the Board of Directors who manages the day-to-day operations of the District.

PUBLIC MEETINGS: The Board of Directors holds public meetings on the first and third Tuesday of each month at the District's headquarters Board Room located at 2950 Peralta Oaks Court in Oakland, California.

DEMOGRAPHICS:

Data Item, Year*	Alameda County	Contra Costa County
Population, 2008	1,474,368	1,029,703
Population increase % Change 2000-2008	2.1%	8.5%
Housing units, 2008	566,621	395,625
Persons per household, 2000	2.71	2.72
Median household income, 2007	\$68,263	\$76,317
High school graduates, age 25+, 2000	82.4%	86.9%
College graduates, age 25+,2000	34.9%	35.0%
Household language other than English,	36.8%	26.0%
Land area, square miles, 2000	738	720
Persons per square mile, 2000	1,956.3	1,317.8
Mean travel time to work, minutes, 2000	30.8	34.4

*Source: US Census Bureau website

Employment by Industry, 2008 Averages**		
Industries	Alameda County	Contra Costa County
Trade, Transportation & Utilities	19.38%	18.04%
Government	18.09	15.19
Goods Producing	16.29	13.66
Professional & Business Services	16.21	14.51
Educational & Health Services	11.87	13.43
Leisure & Hospitality	8.14	9.67
Financial Activities	4.40	7.76
Other Services	3.21	4.05
Information	2.30	3.49
Total Farm	.10	.21

**Source: State of California Employment Development Data

Both counties experienced an unemployment rate of 11.2% in preliminary November 2009 data, (not seasonably adjusted).**

EAST BAY REGIONAL DISTRICT PROFILE

PARKLANDS DESCRIPTION: The District owns or operates 102,197 acres of parklands, open space, and trails as of December 31, 2009.

The District provides a diversified land and water system of 65 regional parks, recreation areas, wildernesses, shorelines, preserves, land banks and 31 regional, inter-park trails. We receive over 14 million visitors each year. There are:

- over 1,150 miles of trails within the parklands
- 6 freshwater lake swim beaches
- 3 large swim lagoons
- 2 San Francisco Bay beaches
- 3 disabled access swimming pools
- 40 lake fishing docks
- 3 bay fishing piers
- 229 family campsites
- 30 group camp areas
- 21 backpacking camps
- 7 equestrian camps
- 2 golf courses
- 136 group picnic sites subject to reservation
- 9 interpretive and education centers
- 18 children's play areas
- wedding, meeting and banquet facilities

Approximately 90% of the District's lands are protected and operated as natural parklands. Bay oak woodland, riparian areas, grassland units, second growth redwood forest, bay marsh, tidal lands, and a variety of other natural landscapes provide the open space and wildland areas so loved by park visitors. These provide critical wildlife habitat for mountain lion, bobcat, deer, bald eagle, tiger salamander, California newt, and other birds and animals representing more than 500 different species.

HOW TO USE THIS BOOK

HOW TO USE THIS BOOK

This document is organized to provide a systematic picture of the budget, beginning with the broadest perspective of all funds combined and moving to specific information by division and department. The document is arranged in five sections:

- **Section A – General Manager’s Message:** This section is an executive summary of the budget, highlighting the status of the District, its accomplishments and key initiatives looking ahead.
- **Section B – Budget Overview:** This section contains tables, graphs, financial information and other data useful in understanding the intricacies of the District’s budget. The summary tables, such as Budget at a Glance, Total Resources and Total Uses are especially helpful in gaining an understanding of the District’s overall budget.
- **Section C – Capital Improvement Plan :** This section contains summary and detailed information about the District’s 5-year Capital Improvement Program (CIP). Capital projects are major improvements undertaken by the District that are generally funded over several years from multiple sources. The projects are sorted by park location. A “Guide to Capital Budget Schedules” begins this section to provide the reader with an understanding of the CIP schedules, terms and structure.
- **Section D – Division Summaries and Objectives:** This section describes division functions, ongoing objectives, objectives specific to 2010, comparative financial and budget data, staffing levels and brief descriptions of major changes anticipated for 2010. This section begins with the Legislative & Executive Division, and then is sorted alphabetically by division, department, unit, and park location (unit and park location is included only for the Operations Division). Each division begins with a schedule that summarizes the operating and capital budgets and the funding sources used to support the division.
- **Section E – Supplemental Information:** This section includes background information on the District, budget process and policies, the budget basis of accounting, debt limitation provisions, State-mandated appropriations limit calculation, volunteer support, personnel listing by department, and a glossary of terms.

TABLE OF CONTENTS

EAST BAY REGIONAL PARK DISTRICT MAP	1
VISION AND MISSION STATEMENTS	2
BOARD OF DIRECTORS.....	3
GFOA DISTINGUISHED BUDGET PRESENTATION AWARD	4
EAST BAY REGIONAL PARK DISTRICT PROFILE.....	5
HOW TO USE THIS BOOK	7
ORGANIZATIONAL CHARTS.....	11
SECTION A – GENERAL MANAGER’S MESSAGE	13
SECTION B – BUDGET OVERVIEW	25
BUDGET AT-A-GLANCE	34
TOTAL RESOURCES BY CATEGORY	35
TOTAL USES BY CATEGORY	40
BUDGET BY FUND	45
BUDGET BY DIVISION	46
AUTHORIZATION POSITIONS	47
NEW POSITIONS AND CHANGES	48
TAXES AND ASSESSMENTS	49
GENERAL FUND	53
SPECIAL REVENUE FUNDS	61
DEBT SERVICE FUNDS	71
INTERNAL SERVICE FUNDS	77
CAPITAL PROJECTS FUNDS	81
SUMMARY OF 2010 PROJECT BUDGET APPROPRIATIONS	85
BUDGET TRANSFERS	86
FUND BALANCES	88
SECTION C – CAPITAL IMPROVEMENT PLAN	89
GUIDE TO CAPITAL BUDGET SCHEDULES	91
SUMMARY OF ACTIVE PROJECTS	96
ACTIVE PROJECTS BY LOCATION.....	102
MEASURE AA LOCAL GRANTS.....	265
MEASURE WW LOCAL GRANTS.....	266
MEASURE CC ADOPTED SPENDING PLAN	267
MEASURE WW BOND PROJECT LIST.....	270
INACTIVE PROJECTS	274

TABLE OF CONTENTS

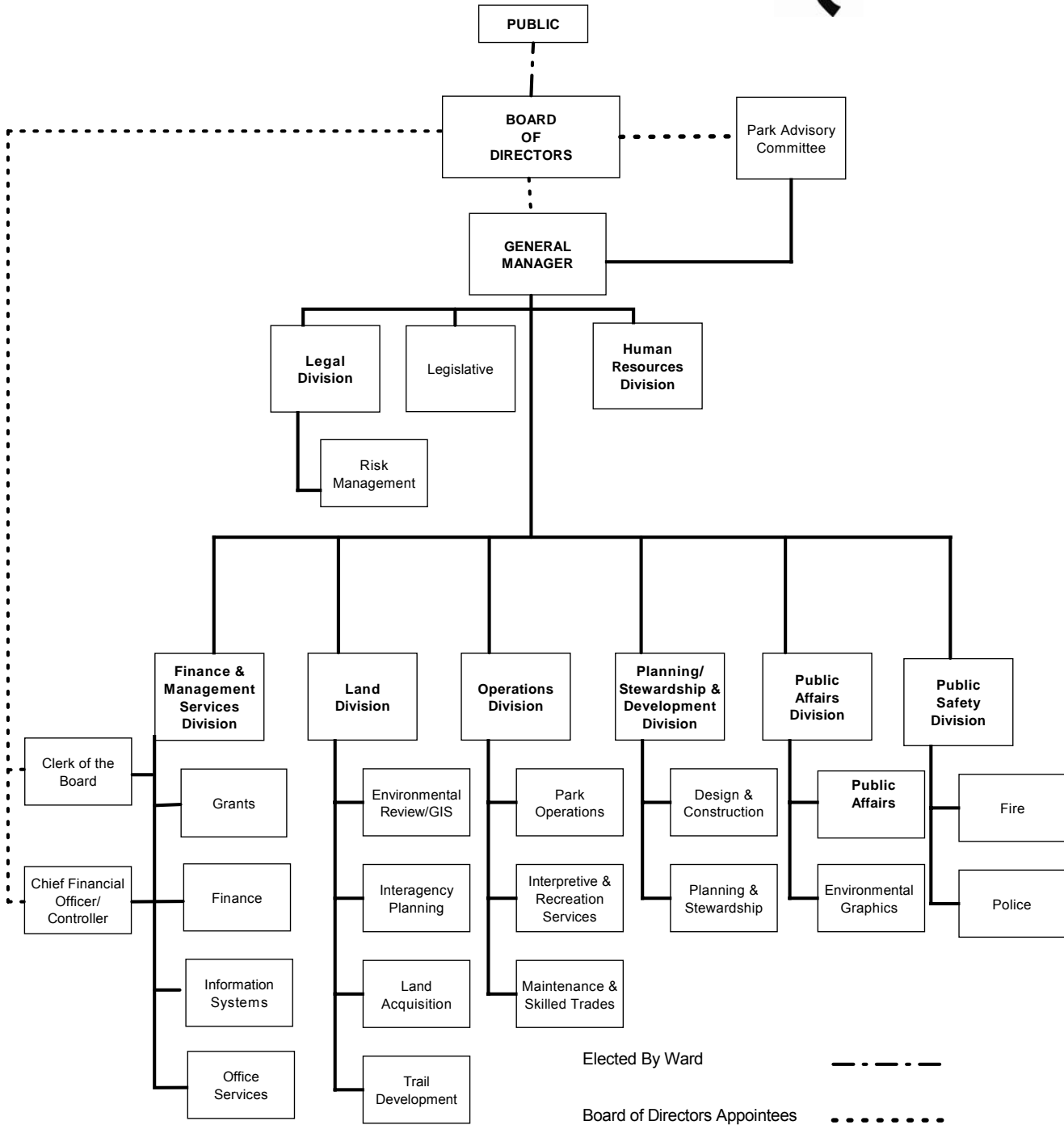
SECTION D – DIVISION SUMMARIES & OBJECTIVES	277
LEGISLATIVE & EXECUTIVE DIVISION	279
Board of Directors	280
General Manager	283
HUMAN RESOURCES DIVISION	287
LAND DIVISION	291
Administration	292
Environmental Review & GIS Applications Department	295
Interagency Planning Department	298
Land Acquisition Department	301
Trails Acquisition Department	303
LEGAL DIVISION	307
FINANCE & MANAGEMENT SERVICES DIVISION	311
Administration	312
Grants Department.....	315
Clerk of the Board	318
Finance Department.....	320
Information Services Department.....	324
Office Services Department	327
OPERATIONS DIVISION	331
Administration	332
<i>Revenue Unit</i>	334
Park Operations Department	337
<i>Interpretive Parkland Unit</i>	341
<i>Lakes Unit</i>	345
<i>Mining Operations</i>	348
<i>Parkland Unit</i>	350
<i>Recreation Areas Unit</i>	353
<i>Regional Trails & Work Program Unit</i>	357
<i>Shoreline Unit</i>	360
Interpretive & Recreation Services Department	365
Administration	366
<i>Interpretive Services Unit</i>	369
<i>Recreation Services Unit</i>	373

TABLE OF CONTENTS

Maintenance & Skilled Trades Department	377
<i>Administration</i>	378
<i>Fleet Management, Roads & Sanitation Unit</i>	380
<i>Trades Unit</i>	382
Operations Division Budget by District Unit/Park	384
PLANNING/STEWARDSHIP & DEVELOPMENT DIVISION	397
Administration	398
Design & Construction Department	400
Planning & Stewardship Department	403
PUBLIC AFFAIRS DIVISION	413
PUBLIC SAFETY DIVISION	419
Administration	420
Fire Department	422
Aquatics	424
Police Department	426
NONDEPARTMENTAL	429
SECTION E-1 – SUPPLEMENTAL INFORMATION	431
Fiscal Policies	432
Debt & Appropriations Limits.....	436
Board Resolution Adopting 2010 Budget	437
Livermore Area Recreation and Park District	438
Volunteer Support	439
SECTION E-2 – PERSONNEL BY DEPARTMENT	443
SECTION E-3 – GLOSSARY	467

EAST BAY REGIONAL PARK DISTRICT

Organizational Chart



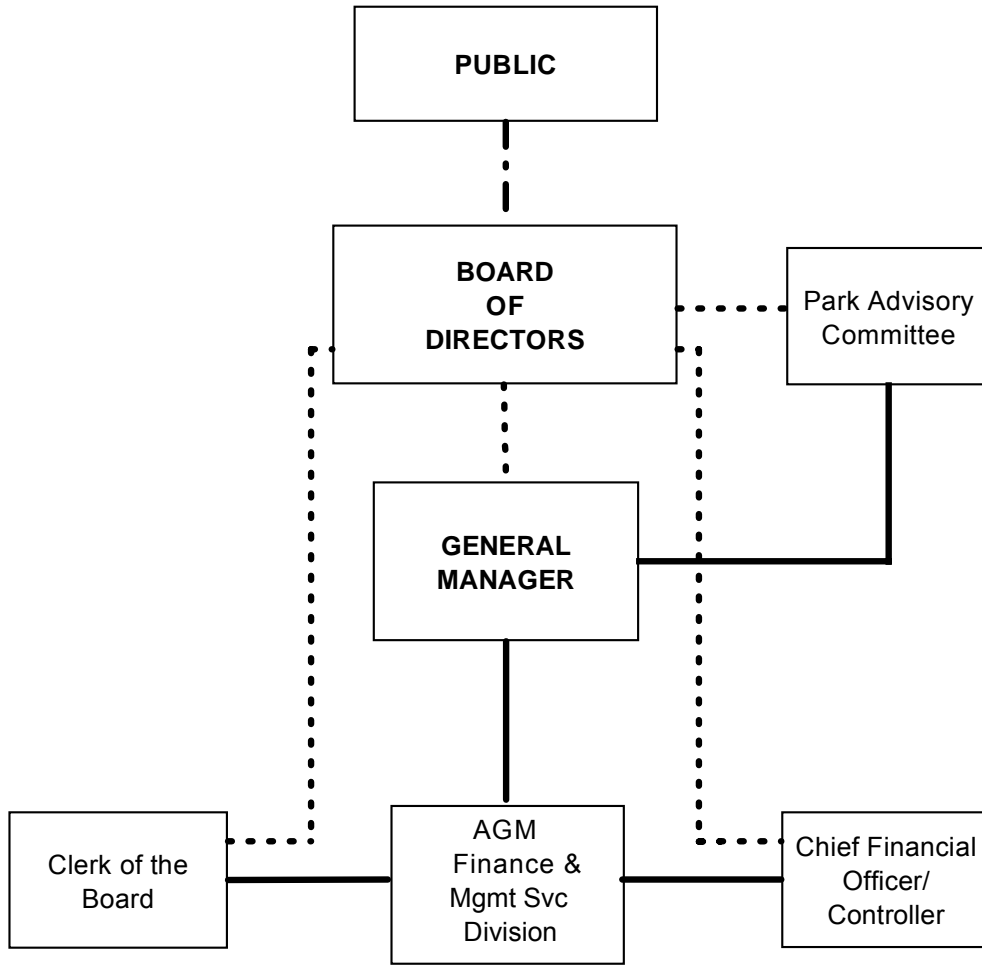
Elected By Ward - - - - -

Board of Directors Appointees

Staff Supervision / Coordination _____

EAST BAY REGIONAL PARK DISTRICT

Board Appointee Chart



Elected By Ward



Board of Directors Appointees




Staff Supervision / Coordination



SECTION A
GENERAL MANAGER'S MESSAGE

Page Intentionally Left Blank

GENERAL MANAGER'S MESSAGE



To the Board of Directors:

I respectfully submit the 2010 operating and capital budgets for the East Bay Regional Park District. The annual budget process is a critical link to addressing the policies and vision of the Board of Directors and fulfilling the District's Master Plan. This 2010 budget presents a financial plan to guide our agency during the upcoming year. As a result of the Board's continuing commitment to sound, conservative fiscal management, our organization remains stable and strongly committed to fulfilling our vision and mission, despite the difficult fiscal challenges of the past year, and the anticipated continuing challenges of the near future.

2009 brought a mix of accomplishments and challenges to the District. The District continues to celebrate our 75 years of service, voter support and the first appropriations from the \$500 million Measure WW bond initiative. Additionally, we have now achieved and surpassed the milestone of reaching 100,000 acres, an unparalleled accomplishment that reflects the unwavering support of our community for the regional parks, trails and services that we provide. Conversely, this year's

economic climate, characterized by the continuing depression of the real estate market, presented a challenge to this agency to maintain our high level of public service in the face of declining revenue. The competing factors of growth and service, coupled with the projected decline in property tax revenue, present challenges in 2010. The District's 2010 budget addresses these challenges in a thoughtful and conservative manner.

The District's 2010 budget is balanced and totals \$197 million from all funding sources (including \$45 million from fund balance/net assets in the capital project, debt service and internal service funds). This budget contains 708 funded positions (full time equivalents), a reduction of 35 positions from the 2009 budget.

Summary of Fund Grouping Budgets

Fund Group	2009 Appropriations*	2010 Appropriations*	Change
General Fund	\$ 100,356,529	\$ 97,946,819	-2.4%
Special Revenue	8,595,616	14,819,827	72.4%
Debt Service	32,228,150	34,666,634	7.6%
Internal Service	4,653,970	8,396,534	80.4%
Capital Projects	16,276,964	41,255,404	153.5%
Grand Total	162,111,229	197,085,218	21.6%

*not including transfers out

Detailed analysis of the 2010 budget, including comparisons from prior years and explanation of year-to-year variances, begins in Section B, Budget Overview.

- General Fund revenue is budgeted at 7.4% less than 2009. The preponderance of the decline is due

GENERAL MANAGER'S MESSAGE

to projected decreases in property tax, the major General Fund revenue source. Property tax is based upon property assessed valuations (AV), which have experienced a sharp decrease during 2009/2010, and which are forecasted to decrease further during 2010/2011. Consequently, General Fund appropriations have been reduced a total of 7.4%: 2.4% as noted in the preceding table, and an additional 5% in operating transfers out.

- Special revenue fund appropriations have increased due to the Measure WW local grant program expenditures (\$9 million).
- Internal service funds have been expanded in the 2010 budget and now include 100% of the District's risk activity and a new fund for employee benefits (previously budgeted in non-departmental General Fund).
- Capital project funds' appropriations have increased significantly due to commencement of the Measure WW land purchases and projects.

The 2010 budget continues many successful programs that provide access to unique recreational and educational opportunities, and it supports the District's strong commitment to public access, outdoor recreation, fitness, safe trails and parks, environmental education and resource protection and enhancement.

Major Challenges Facing the District

84% of the General Fund revenue is derived from property taxes. Due to the downturn in the real estate market, the large number of home foreclosures, and the decrease in property valuations (AV), the District has experienced a 2.4% actual decline in Alameda County AV and a 6.4% actual decline in Contra Costa County AV during 2009/2010. Additionally, professional economic forecasts, provided to the District by Beacon Economics, project an additional 7% decline in 2010/2011, and a total decline in AV between 15.2% and 18.5% over the next 4 years.

The impact of this major challenge on the General Fund is immediately evident with the global 7% budget reductions required in each division. Approximately 35 staff positions are unfunded in the 2010 budget. Services and supplies budgets have been cut. "Pipeline" appropriations for new facilities or programs are funded at a minimal level. Discretionary transfers out of the General Fund have been reduced substantially.

Some of the service impacts that are anticipated to result from staffing decreases include:

- Reduced lifeguard hours and days at recreational facilities.
- Reduced visitor center hours and interpretive programming.
- Late seasonal opening dates for some facilities.
- Minimal operation for the Mobile Visitor's Center and Fish Exhibit.

GENERAL MANAGER'S MESSAGE

Other funding impacts include:

- Elimination of General Fund contributions to capital projects of approximately \$1 million from 2009 levels.
- Reduction from 2009 levels of more than \$1 million in General Fund contributions to District-wide projects including the paving program, fire fuels/vegetation management, and several studies.
- Reduced training for staff.
- Deferral of opening or expansion of new facilities ("pipeline" projects).

Compounding the economic challenges, as part of the State's 2009-2010 budget package, the California Legislature suspended the local agency protections of Proposition 1A and passed a provision to withhold more than \$2 billion of property tax revenue from cities, counties and special districts. This "forced loan" from the locals to the State was enacted to close the State's budget gap, and is intended to be repaid within three years. Fortunately, the District was afforded, and took advantage of, the opportunity to securitize the Prop 1A receivable from the State through participation in the California Statewide Communities Development Authority, JPA's purchase of our receivable. The District will be paid 100% of the receivable amount from the proceeds of bonds (which are the sole responsibility of the State) sold by the JPA. Additionally, the District will incur no costs related to the transaction.

On the positive side, the 2010 budget includes the launch of major Measure WW

acquisitions and projects. In 2008, 72% of the District's constituents approved a \$500 million capital bond measure, Measure WW, which is a continuation of Measure AA capital bonds, approved in 1988. Measure WW proceeds will be used to continue the legacy of park acquisition, development and open space protection begun at the District's inception in 1934. The first series of Measure WW bonds were issued in 2009, total \$80 million, and are budgeted to fund \$9 million of the local grant program (in the special revenue funds) and approximately \$40 million in acquisition and capital improvements (in the capital project funds) during 2010.

Prudent Fiscal Planning and Strategies

Over the past several years we have been prudent with our fiscal plans and cautious with our commitments. Our fiscal plan is based on a number of principals. The District:

- Controls ongoing costs within ongoing revenues – a "balanced budget".
- Matches allocations to one-time revenue opportunities with one-time expenditures.
- Pursues cost neutral, revenue enhancing or grant funded initiatives.
- Maintains reserves adequate to buffer impacts from periodic economic downturns.
- Identifies and develops accurate forecasts of increased operational costs related to the opening of new facilities,

GENERAL MANAGER'S MESSAGE

including the provision for increased staffing needs.

- Maintains a major equipment replacement fund to finance the purchase of required equipment, with the view to minimizing loan interest costs.
- Schedules long-term replacement and renovation of infrastructure on an incremental annual basis, thus insuring the continued serviceability of park facilities.
- Fully funds, on an actuarial basis, obligations for future expenses including employee pensions and post employment benefits.
- Minimizes debt service expenses of the General Fund and bond funds by paying cash, or by keeping repayment periods as short as possible.

The continued adherence to these principles allows us to sustain our budget, as we navigate through uncertain economic times and everyday budget pressures. Our fiscal stability is largely due to our successful maintenance of this discipline, and to the support we receive from the Board of Directors.

The Board of Directors has recently approved the District's formal Budget Policy. Updated information about this policy is included in Section E of the budget document. It is anticipated that during 2010 the Board will consider and formally approve other financial policies, such as the Revenue Policy, the Debt Capacity, Issuance and Management Policy and the

Fund Balance Reserve, or Stabilization Policy.

The performance measure process has also been introduced in the 2010 budget. Divisions historically have submitted their current and on-going objectives for inclusion in the annual budget document. The 2010 budget includes the initial implementation of performance measures to be used: as measures of success for meeting stated objectives and targets, to communicate achievements; to increase accountability; and to aid in the strategic planning process. This is the first year of a multi-year process to expand the use of performance measures to all divisions in the District.

The 2010 budget also reflects the savings to be received from elimination of interest expense previously incurred from the 7.75% CalPERS safety pension side-fund loan. The District's Board has authorized restructuring this debt, thus eliminating the high interest cost associated with it. This action will decrease General Fund interest obligations by \$700,000 in 2010 which has, therefore, allowed use of this amount to partially offset the tax revenue loss and retain a higher level of staffing and operational activity than would otherwise be possible.

Finally, another major change to the 2010 budget is increased use of internal service funds, and allocation of costs of benefits to all divisions. The use of internal service funds brings the District to a higher standard of accountability, provides for more accurate costing of benefits, and

GENERAL MANAGER'S MESSAGE

accommodates the increasing complexity of managing employee-related costs.

Budget Development Process

Arriving at a balanced plan is a challenge. The budget process brings forward far more funding requests than can be accommodated with current resources. We therefore must direct our energy and creativity to select funding priorities that are affordable and consistent with the District's mission. This process begins in the spring of each year with a series of workshops with the Board of Directors. These workshops help us define the overall framework for budget decisions, including the priorities for park development, land acquisition and trail projects, consistent with the District's Master Plan.

The Board Finance Committee is consulted on the budget process throughout the year, and discusses key challenges and financial projections during the summer and fall. In addition, Finance staff members present budget updates and plans to the Park Advisory Committee and their Finance Subcommittee. This process provides the Board of Directors and executive management with ongoing, coordinated involvement in the budget development process, which better enables us to address the diverse interests of our community.

Planning for Success

The framework of the District's budget plan is as follows:

- Sustain, maintain, improve, and expand parks and facilities, and protect the District's cultural and natural resources, in accordance with the District Master Plan.
- Increase revenues and diversify revenue sources to secure the long-term financial health of the District, enabling it to respond effectively to public demands in a region of growth and change.
- Provide excellent customer service.
- Improve opportunities and access for youth, families, and constituents with special needs, facilitating their enjoyment and educational opportunities related to the natural surroundings of the parks.

2009 Key Accomplishments

During 2009 the District implemented several projects consistent with the District's strategic plan, including the following:

- **Key Land Acquisitions:** During 2009 the District surpassed the milestone of 100,000 acres of land ownership. Significant acquisitions during 2009 included:
 - 2,221 acres from Vaquero Farms near Vasco Caves,
 - 1,156 acres to complete Tyler Ranch at Pleasanton Ridge,

GENERAL MANAGER'S MESSAGE

- 247-acre McCosker property adjacent to Sibley Huckleberry Preserve, and
- the 221-acre Fox Ridge property, which is the first acquisition at Deer Valley.

More than 50% of the property purchases were funded through grants. All of these properties are critical to fulfilling the District's Master Plan.

- **Celebrations:** During 2009 the District participated in openings, dedications, groundbreaking and celebrations at Big Break Regional Shoreline, MLK Tidewater, Galindo Bridge Dedication, Bay Ridge Trail Anniversary, Miller-Knox Playground, Pt. Pinole Group Camp, Tracks to Trails Celebration, and the "Ours to Keep" Exhibit.

Additionally, 2009 was the District's 75th anniversary, which was celebrated with various activities throughout the District.

- **Technology:** During 2009 the District continued our efforts to maintain, upgrade, and take full advantage of the efficiencies offered through technology. "Voice over internet" phone systems were deployed at 8 field locations. "Point of Sale" use was expanded by 5 additional park locations. The e-mail system was upgraded and a new server was installed. A backup router was installed to be used in the event of primary network failure. Implementation of an electronic document imaging system to improve data access,

decrease paper, reduce storage costs, and increase staff efficiency, was also initiated during 2009.

- **Other District Activities:** The District is an active participant in the Concord Naval Weapons Station Base re-use planning and implementation process, working with City of Concord officials, the National Park Service and other stakeholders to establish a coordinated strategy for the property's conversion.

The District is also a key participant in the East Contra Costa County Habitat Conservation Plan (HCP), and used this funding source in the acquisition of the 190-acre Souza II property at Vasco Caves, and 30-acre seasonal wetland and grassland restoration project at Byron Vernal Pools Preserve.

The District completed the first year of the on-going watercraft inspection and monitoring program for invasive quagga and zebra mussels at 6 area lakes, with no mussels detected.

The District purchased, via grants, 2 oil spill response trailers, participated in updating the Area Contingency Plan with the Coast Guard and the Department of Fish and Game, and utilized these assets during the Dubai Star Oil Spill incident of October, 2009, successfully minimizing the oil spill harm to our shorelines.

The District deployed the new Eagle 7 helicopter and completed training for

GENERAL MANAGER'S MESSAGE

District pilots, including the night vision equipment.

2009 was the 18th successful year for the District's Trails Challenge program, which was underwritten with a grant to the Regional Park Foundation by Kaiser Permanente. The number of participants in 2009 reached over 7,700, the largest in the history of the program.

The District continues to implement ADA improvements and accessibility in our parks, including installation of ADA-compliant vault toilets, picnic tables, drinking fountains, accessible play structures, and improved pathways and lighting.

The District successfully provided a Summer Youth Employment Internship for 14 local teens from Oakland. The program included trail maintenance, fence building, clerical tasks as well as participation in park visits and enrichment opportunities.

Finally, the District continues and is expanding our efforts to improve energy and fuel efficiency within the District, to promote greening strategies, to expand initiatives to improve water quality, vegetation management, control of invasive species, resource enhancement projects and other resource conservation, preservation and restoration work.

- **Measure WW Activities:** The District began implementation of the Local

Grant Program funded by Measure WW by accepting grant applications from, and approving projects for, local agencies.

Additionally, the District successfully issued \$80 million in the first series of Measure WW bonds in 2009. Because of the District's excellent bond ratings, the hard work of the financing team and an exceptionally strong bond market, the sale dramatically exceeded expectations. The bond rates were the lowest in the market for the past 45 years.

We also refunded two prior outstanding debt issues, succeeding in the restructure of the debt service payments, maintaining the annual levy amount below the District's \$10/\$100,000 goal and saving taxpayers over \$800,000 in interest payments over the life of the bonds.

- **Distinguished Budget Award:** The District again earned the Distinguished Budget Presentation Award from the Government Finance Officers Association (GFOA) for the 2009 budget. The District has received this award annually since 2005. This award represents a significant achievement by the District and reflects the commitment of the Board and staff to meeting the highest principles of governmental budgeting.

GENERAL MANAGER'S MESSAGE

2010 Major Initiatives

The following major initiatives and activities are included in the District's 2010 objectives:

- **Balancing Declining Revenue with Continuing Growth:**

The District expects to face continued declines in property tax revenues for the next several years, followed by a slow recovery. The major challenge of the District through this period will be balancing the need to continue reducing expenditures while simultaneously retaining core services and implementing the mandate for continued park acquisition and development demonstrated by the public support for Measure WW. The 2010 year will be characterized by continuing review of our activities, facilities and programs to consciously shape and minimize the necessary impacts on public services, facilities and programs. 2010, and 2011 will be years of retrenchment for the District.

- **Master Plan:** In 2007 the District updated the Master Plan Map, adding several new sites and reflecting the District's accomplishments over the 10 years since the last map was produced. In 2010 we are committed to beginning the review process for the Master Plan policy document, bringing the policies up to current best practices, incorporating new concepts and seeking public involvement in fine tuning this document that guides the District over the long term.

- **Inter-agency projects:** The District is, and will continue to be, an active partner in many cooperative projects with other agencies. These include: the Concord Naval Weapons Station planning process, Eastshore State Park, Middle Harbor Park, cooperative projects with many cities, both counties, the Contra Costa County HCP, Hills Fire Consortium, and many State and Federal agencies.
- **Capital Improvement Budget.** In 2010 the budget includes \$40 million of new appropriations for the District's 5-Year Capital Improvement Program (CIP). In total, appropriations for all active projects now exceed \$185 million for approximately 400 projects, including 3 new projects budgeted in the 2010 budget (see pg 83 for details). New appropriations are focused on projects that do not increase operating costs, and/or those that prepare us for future expansion. These new appropriations will fund park development, land acquisition, improve infrastructure, upgrade technology, improve access, manage fire break areas, and support many, many more high-priority projects of the District. Details related to these projects are included Section C of this document.

GENERAL MANAGER'S MESSAGE

Conclusion

This budget presents a sound fiscal plan that continues our commitment to our constituents and the policies of the Board of Directors. It is built with the understanding that while uncertainties may lie ahead, we will work through any challenge that comes before us. As we look to the future, we will continue to focus on making the East Bay a better place to live, work and play. I look forward to working with the Board of Directors, the executive management team, staff, the Park Advisory Committee, volunteers and the public to put into action our vision for the East Bay Regional Park District. Only together, working as a team, can we realize this vision and bring the joys of a regional park system to the people of Alameda and Contra Costa counties.

In closing, I would like to acknowledge the Budget Manager and other staff members of the Finance Department, as well as the staff of all divisions within the District, who have invested much of themselves in the preparation of this document. They are truly dedicated to developing a budget that clearly communicates the District's fiscal plans, and to do so using best practices for budget presentations. This is evidenced by the GFOA budget award we received last year. We believe that this budget will again meet those high standards.

Respectfully submitted,



Pat O'Brien
General Manager

Page Intentionally Left Blank

SECTION B
BUDGET OVERVIEW

Page Intentionally Left Blank

BUDGET OVERVIEW

BUDGET OVERVIEW

The East Bay Regional Park District's 2010 proposed budget is balanced. Resources total \$197 million, with approximately \$45 million coming from fund balance/net assets in the capital project, debt service and internal service funds. The majority of the use of fund balance (over \$40 million) is in the capital project funds, where Measure WW Series 2009 bond proceeds are recorded in fund balance as of December 31, 2009. The Measure WW bond proceeds will be used to fund Measure WW capital projects and the Measure WW local grant program in 2010.

The District's 2010 operating, capital, debt service, and internal service fund appropriations total \$197 million. \$4.8 million of the appropriations are intra-District, i.e. charges paid by General Fund to the internal service funds to cover the cost of services provided.

General Fund budgeted revenue is \$103 million compared to \$111 million in 2009, a 7.4% decrease. General Fund operating appropriations total \$98 million compared to \$100 million in 2009, a 2.4% decrease. Additionally General Fund operating transfers out are reduced from the 2009 amount (\$10.5 million) to \$4.8 million in the 2010 budget, resulting in a total decrease in General Fund appropriations of 7.4%.

Financial Outlook for the District

With the passage of Measure WW in November 2008, the long-term financial position and outlook for the District is positive. But in the near term, the decrease in the District's property tax revenue (which makes up 86% of total General Fund revenue), resulting from the sharp decline in Alameda County and Contra Costa Counties property assessed valuations (AV), has a substantial, detrimental impact on the District's operating resources.

Local Economy and Outlook

- 2009/2010 declines in AV totaled 2.4% in Alameda County and 6.4% in Contra Costa County. 2010/2011 declines forecasted for the District by Beacon's Economics during August, 2009 are between 6.3% and 7.8%.
- 2011/2012 forecast includes additional declines between 4% and 5%.
- 2012/2013 is forecasted to be the final year of declines with decreases of an additional .2 to 1%. 2013/2014 is the first year that the change in AV is forecasted to positive.
- Total forecasted decline over the next 4 years is between 15% and 18%.
- 2017/2018 is the currently projected time frame when the District's property tax revenue will again reach 2008 levels.

Consequently, due to the reduction in General Fund resources, for the near and mid-term (up to the next ten years) the District will take a very conservative approach to managing our resources, and continually examine allocation of resources in relationship to priority District goals, programs and projects.

Revenue Assumptions and Methodology

The District hired external consultants (Beacons Economics) to formally forecast AV in Alameda and Contra Costa Counties for the near, mid and long term. Conservative projections of General Fund property tax revenue have been based upon the expert forecasts. Additionally, other District revenue has been examined closely in relationship to historical actuals, and budgeted revenues were adjusted as appropriate.

BUDGET OVERVIEW

District interest revenue, in total, has increased significantly due to the \$80 million of Measure WW Series 2009 project funds. But interest revenue has been projected conservatively, using minimum projected interest rates.

Rates for user fees and charges are examined each year and adjustments are recommended to the Board of Directors as needed. User fees and charges are generally set at levels to either recover District cost or to mark rates consistent with commercial rates for similar facilities and services.

Use of Reserves

In 2009 the State, due to its budget crisis, suspended the protections created by Proposition 1A in 2004, and took advantage of the opportunity to use local property tax (taken from local agencies) to resolve some of its budget issues. The 2009/2010 suspension of Prop 1A loan would have resulted in a reduction in the District's property tax revenue of approximately \$7.5 million. The District's intent was to use the General Fund designated fund balance for economic uncertainty to fill this gap. But this has proved to be unnecessary, as the \$7.5 million to be taken by the State will be backfilled through the Prop 1A receivable securitization program. The California Statewide Communities Development Authority issued bonds, which are the sole liability of the State of California. The bond proceeds will be used to "buy" the District's \$7.5 million receivable due to us by the State. Thus the District will have no negative financial impact from the 2009/2010 suspension of Prop 1A, and the designated fund balance for economic uncertainty will remain intact.

Capital Improvement Plan

The District's five-year Capital Improvement Program (CIP) designates funding for land acquisition, construction, major maintenance of facilities, and other projects. The capital budget includes more than 400 active projects, which are classified under four general categories to show how they relate to District objectives: General (District-wide system improvements), Infrastructure, Public Access, and Resource Protection/Enhancement.

The District's role in preserving lands and natural resources contributes significantly to the formation of an urban edge and a greenbelt enjoyed by residents throughout the two counties. For the past twenty years, Measure AA bonds, as well as state grant funds, have provided support for the District's successful acquisition of parklands and the construction of new park facilities. Measure CC parcel tax revenues contribute approximately \$2.9 million of new revenue annually for the maintenance and improvement of existing District facilities, including infrastructure projects. With the passage of Measure WW in 2008, the District will enact the plans that had been conveyed to voters, to expand parklands and improve access and infrastructure.

BUDGET OVERVIEW

Funds and Fund Structure

The District's accounting system and budget are organized and operated on a "fund basis." A fund is an independent fiscal and accounting entity used to record all financial transactions related to the specific purpose for which the fund was created. A number of different funds are utilized to account for the District's financial resources. Not all funds are subject to annual appropriation, such as a fund that is set up for trust purposes. Those funds are not included in this document. For presentation purposes, the District uses fund groupings to summarize budget data in schedules in the budget. The General Fund and special revenue fund groups are considered "operating funds" by the District. Fund groupings consist of the following funds:

Fund Group	Fund Number and Name
General Fund	101 – General Fund
Special Revenue Funds	220 – Two County LLD
	221 – East Contra Costa County LLD
	222 – Five Canyon Zone of Benefit
	223 – Dublin Hills Zone of Benefit
	224 - Walpert Ridge Zone of Benefit
	225 – San Ramon Hills Zone of Benefit
	226 – Measure CC
	227 – Stone Valley Zone of Benefit
	228 – Sibley Volcanic Zone of Benefit
	253 – Gifts Fund
	254 – Ardenwood/Coyote Hills Trail
	255 – Martin Luther King, Jr. Intern Program
	257 – Mitigation (Resource Enhancement Program)
	258 – Eastshore State Park
	270 – Measure WW Local Grants
Debt Service Funds	810 – 2002 Refunding Bonds
	812—Measure AA Bonds
	813—Measure WW Bonds
Internal Service Funds	552 – Workers' Compensation
	554 – Major Equipment Replacement
	555 – General Liability
	556 – Employee Benefits
Capital Projects Funds	333 – Capital Projects
	335 – Measure AA Project Funds
	336 – OTA (Other Than Asset) Projects
	337 – Measure WW Project Funds

Transfers

Transfers are included in the budget to account for the reallocation of resources from one fund to another. All transfers are included in a single category called "Other Sources (Uses)" on the following budget schedules. Detail of transfers included in this budget can be found in "Budget Transfers" at the end of Section B. Total General Fund transfers were reduced in 2010 by 54% from \$10.5 million to \$4.8 million. Discretionary transfers were reduced to \$600,000 in 2010, down from \$3.5 million in 2009.

Regional Parks Foundation

BUDGET OVERVIEW

The Regional Parks Foundation (RPF) was established in 1969 to encourage private contributions in support of the East Bay Regional Park District. The Foundation is a 501c(3) non-profit organization with a volunteer board of directors composed of East Bay corporate and business leaders. Over the past 40 years, the Foundation has received donations, land, and in-kind services valued at more than \$40 million. Every year the Foundation contributes funds directly to the District, pays expenses on behalf of the District, funds other programs and activities that directly benefit the mission of the District, holds and invests funds for future use by the District and pays Foundation fundraising and administrative expenses.

Direct funding support to the District can vary from year to year based on Foundation fundraising and District requests. In 2009 the Foundation was on track to raise approximately \$1.2 million on behalf of the District (contributions, membership and investment earnings). A breakdown of the estimated 2009 funding support for the Park District parks and programs is as follows:

Regional Parks Foundation Support	Amount
DIRECT FUNDING TO DISTRICT:	
Unrestricted Grant to EBRPD General Fund	\$250,000
Membership fees passed to EBRPD	100,000
Youth scholarships for EBRPD Recreation/Aquatic Programs	60,000
Total revenue to District	<u>410,000</u>
INDIRECT FUNDING SUPPORT FOR DISTRICT:	
Park Supplies, Services & Equipment paid by RPF	425,000
*Youth Scholarships Paid to Other Organizations	150,000
RPF Fundraising & Administrative Expenses	<u>290,000</u>
Total Indirect Support to District	865,000
Total RPF Support Directly To, or On Behalf of EBRPD	<u><u>\$ 1,275,000</u></u>

(Final audited figures will be available in May 2010)

*Funding provided for low-income school classrooms to attend Camp Arroyo and at-risk youth participation in summer day camping programs conducted by non-profits in EBRPD parks.

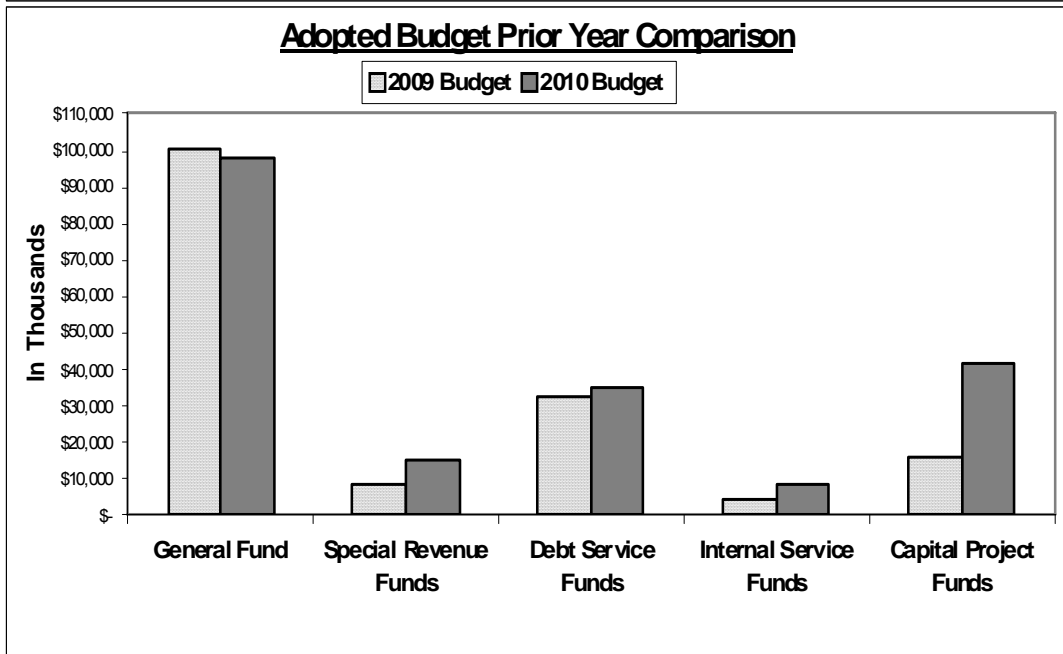
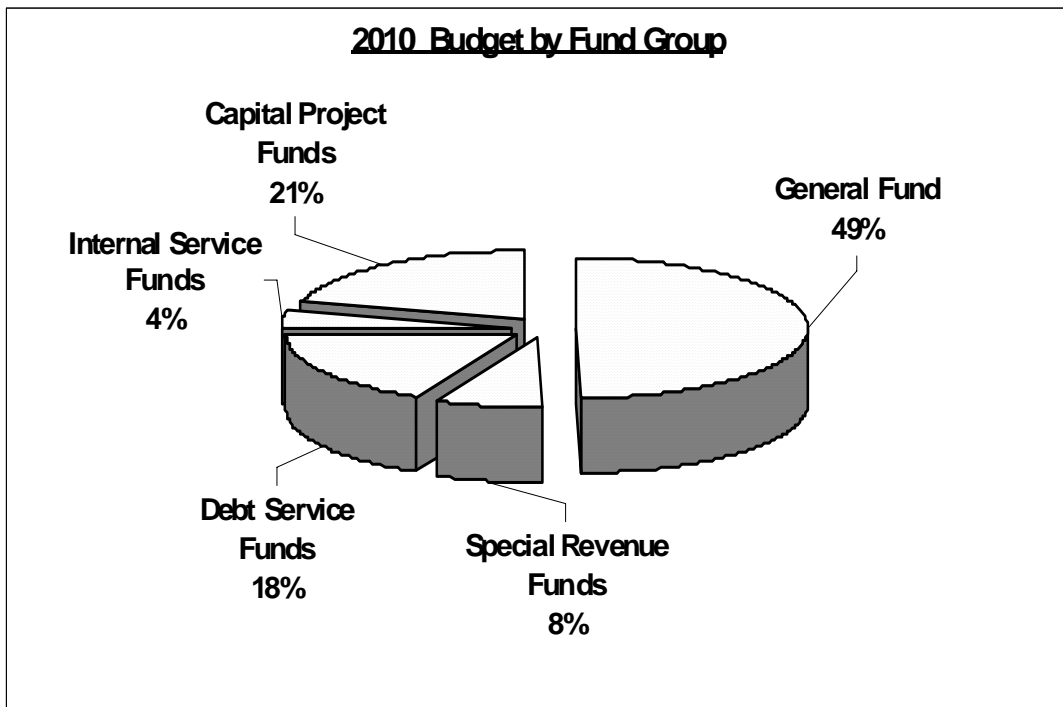
In 2010, the Foundation will host a joint celebration of the Park District's 75th anniversary and the Foundation's 40th anniversary on May 22, 2010 at Temescal Regional Park. All costs associated with this special anniversary event will be underwritten by corporate support and ticket sales. In addition to covering the costs for the anniversary event is estimated that the Foundation's Direct Revenue to the Park District as well as Indirect Support for the Park District will be at approximately the same level as is estimated for 2009 (above).

Final Comments


The District's ability to serve our growing population will require careful planning and projection of long-term financial conditions in light of the economic and legislative uncertainties. Throughout 2010, management will monitor economic conditions and report to the Board of Directors and the public any significant changes that could require the District to revise its 2010 budget. Although staff has worked diligently to estimate adjustments to revenues and expenditures, external events may significantly affect actual results. As the year progresses,

BUDGET OVERVIEW

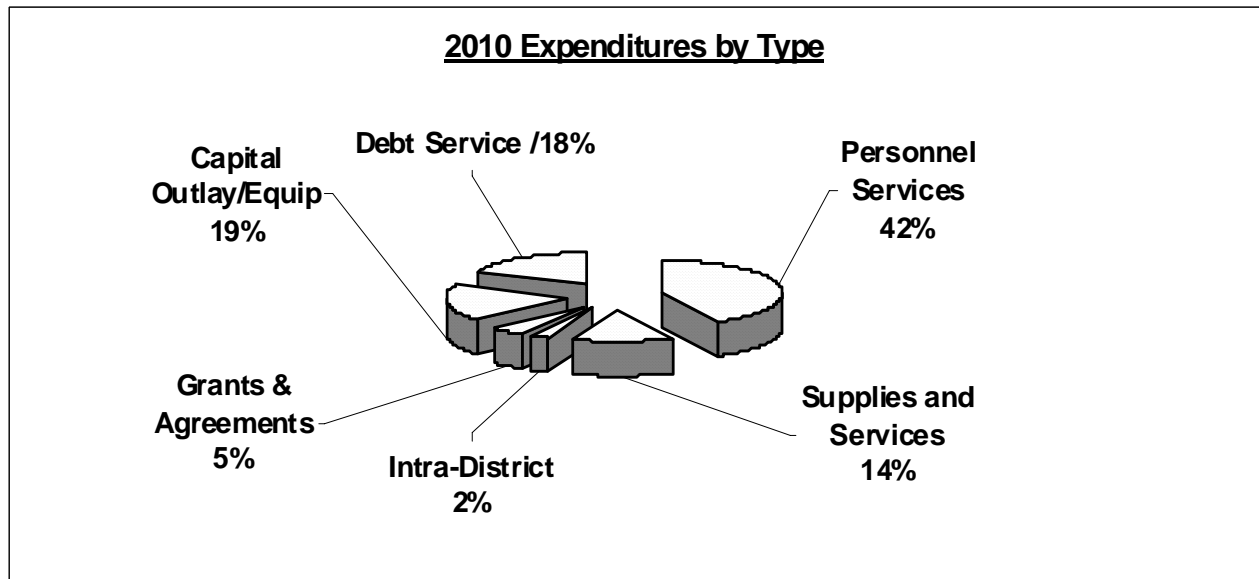
the District may be required to make difficult decisions about its use of resources to ensure that the highest priority goals are addressed.



	General Fund	Special Revenue Funds	Debt Service Funds	Internal Service Funds	Capital Project Funds	Total All Funds
2009 Budget	100,356,529	8,595,616	32,228,150	4,653,970	16,276,964	162,111,229
2010 Budget	97,946,819	14,819,827	34,666,634	8,396,534	41,255,404	197,085,218
\$ Change	\$ (2,409,710)	\$ 6,224,211	\$ 2,438,484	\$ 3,742,564	\$ 24,978,440	\$ 34,973,989
% Change	-2.40%	72.41%	7.57%	80.42%	153.46%	21.57%



	Taxes and Assessments	Charges for Services	Interest	Rents and Leases	Inter-agency Agreements	Misc	Total All Revenues
2009 Budget	133,489,779	13,283,417	3,462,500	1,627,564	443,891	861,499	153,168,650
2010 Budget	<u>127,213,036</u>	<u>17,154,235</u>	<u>4,430,900</u>	<u>1,731,000</u>	<u>716,891</u>	<u>604,000</u>	<u>151,850,062</u>
\$ Change	\$ (6,276,743)	\$ 3,870,818	\$ 968,400	\$ 103,436	\$ 273,000	\$ (257,499)	\$ (1,318,588)
% Change	-4.70%	29.14%	27.97%	6.36%	61.50%	-29.89%	-0.86%



	Personnel Services	Supplies and Services	Intra-District	Grants & Agreements	Capital Outlay/Equip	Debt Service/Leases	Total Expenditures
2009 Budget	87,951,974	28,938,835	900,656	300,000	11,086,614	32,933,150	162,111,229
2010 Budget	83,814,525	26,676,947	4,791,035	9,300,000	37,065,377	35,437,334	197,085,218
\$ Change	\$ (4,137,449)	\$ (2,261,888)	\$ 3,890,379	\$ 9,000,000	\$ 25,978,763	\$ 2,504,184	\$ 34,973,989
% Change	-4.70%	-7.82%	431.95%	3000.00%	234.33%	7.60%	21.57%

BUDGET OVERVIEW

BUDGET AT A GLANCE

	GENERAL FUND	SPECIAL REVENUE FUNDS	DEBT SERVICE FUNDS	INTERNAL SERVICE FUNDS	CAPITAL PROJECT FUNDS	TOTAL ALL FUNDS
RESOURCES						
Revenues:						
Taxes & Assessments	\$ 88,215,036	\$ 7,402,700	\$ 31,595,300	\$ -	\$ -	\$ 127,213,036
Charges for Services	9,142,000	90,000	-	7,922,235	-	17,154,235
Interest	2,750,000	324,500	56,400	-	1,300,000	4,430,900
Rents and Leases	1,671,000	60,000	-	-	-	1,731,000
Miscellaneous	1,019,000	-	-	10,000	291,891	1,320,891
Total Revenues	102,797,036	7,877,200	31,651,700	7,932,235	1,591,891	151,850,062
Other Resources:						
Bond Proceeds	-	-	-	-	-	-
TOTAL RESOURCES	\$ 102,797,036	\$ 7,877,200	\$ 31,651,700	\$ 7,932,235	\$ 1,591,891	\$ 151,850,062
USES						
Expenditures:						
Personnel Services	\$ 70,091,652	\$ 4,976,827	\$ -	\$ 3,731,769	\$ 5,014,277	\$ 83,814,525
Supplies	7,320,598	227,575	-	2,524	-	7,550,697
Services	14,299,647	438,145	23,500	3,650,241	714,717	19,126,250
Intra-District Charges	4,791,035	-	-	-	-	4,791,035
Inter-agency Agreements	200,000	9,100,000	-	-	-	9,300,000
Capital Outlay/Equipment	449,687	77,280	-	1,012,000	35,526,410	37,065,377
Debt Service/Leases	794,200	-	34,643,134	-	-	35,437,334
Total Expenditures	97,946,819	14,819,827	34,666,634	8,396,534	41,255,404	197,085,218
Other Sources/Uses:						
Transfers Out/(In)	4,820,715	(7,933,737)	(1,167,200)	-	4,280,222	-
Fund Balance/Net Asset Inc/(Dec)	29,502	991,110	(1,847,734)	(464,299)	(43,943,735)	(45,235,156)
TOTAL USES	\$ 102,797,036	\$ 7,877,200	\$ 31,651,700	\$ 7,932,235	\$ 1,591,891	\$ 151,850,062

BUDGET OVERVIEW

TOTAL RESOURCES

RESOURCES	2007 ACTUAL	2008 ACTUAL	2009 BUDGET	2010 BUDGET	Change	Note
Taxes & Assessments:						
Property Taxes	\$ 91,003,804	\$ 97,409,780	\$ 95,736,278	\$ 88,215,036	-7.9%	1
Measure AA Property Taxes	24,342,318	28,433,759	29,900,600	31,595,300	5.7%	2
Measure CC Parcel Taxes	3,042,027	3,062,918	3,108,118	2,915,000	-6.2%	3
Assessments	4,583,498	4,977,119	4,744,783	4,487,700	-5.4%	4
Subtotal	122,971,647	133,883,575	133,489,779	127,213,036	-4.7%	
Charges for Services:						
Intra-District Charges	4,512,025	4,709,977	3,771,884	7,922,235	110.0%	5
Parking and Shuttle Fees	1,867,778	1,936,592	1,871,494	1,858,000	-0.7%	6
Other Charges	1,729,797	1,708,223	2,120,328	1,619,000	-23.6%	7
Concession Leases	1,096,309	1,025,115	986,517	1,081,000	9.6%	8
Facility Rentals	994,929	1,018,037	1,034,544	1,024,000	-1.0%	9
Public Safety Services	1,345,412	1,647,350	796,114	1,050,000	31.9%	10
Swimming Fees	528,294	624,778	614,772	630,000	2.5%	11
Fishing Permits	432,984	436,357	530,900	431,000	-18.8%	12
Camping Fees	495,277	544,751	516,051	513,000	-0.6%	13
Naturalist & Rec. Programs	455,847	428,649	521,564	467,000	-10.5%	14
Entrance Fees / Annual Passes	256,805	242,168	268,591	334,000	24.4%	15
Sales	137,306	131,967	136,038	132,000	-3.0%	16
Boat Usage Fees	57,792	74,879	114,620	93,000	-18.9%	17
Subtotal	13,910,555	14,528,844	13,283,417	17,154,235	29.1%	
Interest:						
Pooled Investments	6,343,833	6,303,894	3,312,500	3,074,500	-7.2%	18
Debt Service Interest	718,724	420,155	50,000	56,400	12.8%	19
Meas AA & WW Bond Interest	1,850,222	873,652	100,000	1,300,000	1200.0%	20
Subtotal	8,912,779	7,597,702	3,462,500	4,430,900	28.0%	
Rents & Leases:						
Communication Revenue	469,856	519,374	511,726	511,000	-0.1%	21
Grazing Revenue	475,308	373,419	468,741	400,000	-14.7%	22
Other Property Usage	482,773	474,803	336,152	523,000	55.6%	23
District Residences	275,206	294,766	310,945	297,000	-4.5%	24
Subtotal	1,703,143	1,662,362	1,627,564	1,731,000	6.4%	
Miscellaneous:						
Inter-agency Agreements	15,066,253	6,799,225	443,891	716,891	61.5%	25
Aid from Private Parties	1,416,822	1,068,833	369,800	250,000	-32.4%	26
Miscellaneous	2,800,526	2,063,531	491,699	354,000	-28.0%	27
Subtotal	19,283,601	9,931,589	1,305,390	1,320,891	1.2%	
Total Revenues	166,781,725	167,604,071	153,168,650	151,850,062	-0.9%	
Other Resources:						
Bond Proceeds	3,558,000	80,353,767	3,095,000	-		28
TOTAL RESOURCES	\$ 170,339,725	\$ 247,957,838	\$ 156,263,650	\$ 151,850,062	-2.8%	

Notes to Total Resources Schedule

Note	Category	Description
1	Property Taxes	General Fund revenue--This category accounts for general property taxes that are the primary funding source for the District. The decrease in budgeted revenue of 8% is a result of the decline in assessed valuation (AV) of property in Alameda and Contra Costa Counties.
2	Measure AA Property Tax Levy	Debt service fund revenue--This category accounts for restricted property tax revenue levied on the majority of properties within Alameda and Contra Costa Counties, which is used to fund 2010 Measure AA debt service. The budgeted revenue has increased to cover the increase in the 2010 debt service. The 2009/2010 levy amount is \$10.80 per \$100,000 of assessed value. Measure WW has no debt service in 2010.
3	Measure CC Parcel Taxes	Special revenue fund revenue--This category includes restricted parcel tax revenue collected in accordance with Measure CC from properties generally within the Richmond to Oakland area. The purpose of this measure is to raise funding for maintenance and operational funding in some of the District's oldest and most-used parks.
4	Assessments	Special revenue fund revenue--This category accounts for restricted special assessment revenue specific to the District's two landscape and lighting districts and seven zones of benefit. These assessments provide funding for trail maintenance, facility improvements and minor equipment within the assessment districts.
5	Intra-District Charges	Internal service fund revenue--This category accounts for the charges collected by internal service funds, allocated to operating departments for services provided within the District. It also includes amounts generated through the payroll process used to fund worker's compensation costs and EBRPD retirement plan contributions. The budgeted revenue has increased to include revenue for the new Employee Benefit internal service funds. Additionally, amounts previously categorized as transfers have been reclassified as charges in the 2010 budget.
6	Parking Fees	General Fund revenue--Parking fees are collected at District recreation areas and some regional parks. The 2010 budgeted amount is consistent with 2009.
7	Other Charges	Primarily General Fund revenue--This category accounts for charges not included in another category. The largest single item is the contract with the Port of Oakland for the operation of Middle Harbor Shoreline Park. This contract has not been finalized for 2010, but an estimated amount has been included in the 2010 budget, which is 38% less than the 2009 amount.

Notes to Total Resources Schedule, continued

Note	Category	Description
8	Concession Fees	Primarily General Fund revenue--This category accounts for revenues derived from agreements with concessionaires who operate or use District facilities. The two largest revenue providers are Tilden Golf Course and Willow Park Golf Course. The Tilden concessionaire revenue has been increased 5% in the 2010 budget. The revenue for Pt. Isabel has been increased by 80%, the recreation facilities revenue increased by 25%, and the Eastshore State Park increase 48%. Increases more closely conform to prior year actual amounts.
9	Facility Rental	General Fund revenue--This category includes revenue from District facility rentals. The 2010 budgeted amount is consistent with 2009.
10	Public Safety Services	General Fund revenue--This category accounts for revenue from service contracts to provide policing and fire services for other public agencies. The 2010 increase relates to 30% increase in budget for EBMUD contract, adjusting it to actual. Additionally the 2010 budget has increased the fire assistance amount by 80%. This amount is very hard to predict, and actual has exceeded budget by large amounts during recent years.
11	Swimming Fees	General Fund revenue--This category accounts for revenue from swimming facilities, swim lessons and other lifeguard services. The 2010 budgeted amount is consistent with 2009.
12	Fishing Permits	General Fund revenue--Fishing Permit revenues are used to support the fish planting at eight District lakes. 2010 budget reflects the adjustment to decrease the budget closer to prior years' actual for daily fishing permits. Additionally, annual fishing permits have been included in new object for annual permits, which is included in the entrance fee category.
13	Camping Fees	General Fund revenue--This category includes camping, wilderness permits and backpacking fees. The two largest camping sources are Del Valle Regional Park and Anthony Chabot Regional Park. The 2010 budgeted amount is consistent with 2009.
14	Naturalist & Recreation Programs	General Fund revenue--This category includes programs, tours and revenue from the Arroyo Del Valle Camp. Budgeted revenue from recreation programs was decreased 23% to more closely conform to prior year actual amounts.

Notes to Total Resources Schedule, continued

Note	Category	Description
15	Entrance Fees & Annual Passes	General Fund revenue--This entrance fee category includes amounts collected at Ardenwood, and the new category of annual passes. Annual passes for fishing, parking, dogs, horse trailers, and boat launch are sold by the Foundation, which passes the revenue through to the District.
16	Sales	General Fund revenue--The sales category accounts for the sale of merchandise and educational material at District Interpretive Centers. The 2010 budgeted amount is consistent with 2009.
17	Boat Usage Fees	General Fund revenue--This category includes revenue for boat launching by trailer or car-top carriers. Annual passes have been re-categorized in 2010. Additionally 2010 trailer boat launch fee budget has been adjusted to more closely conform to prior year actual amounts.
18	Pooled Investments	General Fund and special revenue fund revenue--The budget for General Fund interest revenue has decreased in accordance with prevailing short to intermediate investment returns.
19	Debt Service Interest	Debt service fund revenue--This category includes interest earnings on funds held in trustee accounts for payment of debt service on District bond obligations.
20	Measure AA and WW Bond Proceeds Interest	Capital project fund revenue--This category includes interest earned on unspent bond proceeds, which are held by the trustee until used for eligible capital projects. In 2010, the District has an additional \$80 million in bond proceeds as the result of the 2009 Measure WW debt issue.
21	Communication Revenue	General Fund revenue--This category includes revenue from communication towers and equipment located in isolated areas on District parklands. The 2010 budgeted amount is consistent with 2009.
22	Grazing Revenue	General Fund revenue--This category includes revenue from the District's grazing program, which funds fencing and resource protection needs. 2010 budget has been decreased to reflect the decrease in cost per head charged. Cost per head charged is calculated based upon price of beef (cost of a cow) times the number of months grazing on District property.
23	Other Property Usage	Primarily General Fund revenue--This category is used to account for other leases. 2010 budget has been adjusted to accurately reflect actual monthly amount received from flexi-van.

Notes to Total Resources Schedule, continued

Note	Category	Description
24	District Residences	General Fund revenue--This category is revenue from District-owned residential units located on parklands. The 2010 budgeted amount is consistent with 2009.
25	Inter-agency Agreements	General Fund revenue--This category includes the amount received from the Contra Costa Water District related to the operation of Contra Loma Swim Lagoon. The 2010 budget includes in this category the amount received from Fremont RDA for the marketing agreement, which was previously included in the Aid from Private Parties category.
26	Aid from Private Parties	General Fund and special revenue funds revenue--This category includes \$250,000 of direct aid from the Regional Parks Foundation used to support the District. The amount of direct aid provided by the Foundation may fluctuate from year to year.
27	Miscellaneous	Primarily General Fund revenue--The largest source of miscellaneous revenue is membership fees from the Regional Parks Foundation. A 29% decrease has been budgeted for 2010.
28	Bond Proceeds	Capital project fund revenue--This category represents draws from existing bond proceeds that are held by the trustee. It is not a new revenue source and is accounted for in 2010 budget as a capital transfer.

BUDGET OVERVIEW

TOTAL USES

USES	2007 ACTUAL	2008 ACTUAL	2009 BUDGET	2010 BUDGET	Change	Note
Personnel Services:						
Salaries & Wages	\$ 43,183,155	\$ 46,781,874	\$ 50,743,835	\$ 48,073,653	-5.3%	1
Other Personnel Costs	33,338,064	31,902,245	37,208,139	35,740,872	-3.9%	2
Subtotal	76,521,219	78,684,119	87,951,974	83,814,525	-4.7%	
Supplies & Services:						
Maint. Supplies & Services	9,408,596	7,925,879	6,613,934	5,924,424	-10.4%	3
Professional Services	3,353,157	3,795,867	6,174,569	3,577,887	-42.1%	4
Insurance Premiums	4,534,770	2,785,888	3,777,738	3,470,715	-8.1%	5
General Supplies	2,325,421	3,361,400	3,407,157	3,721,371	9.2%	6
Utilities	2,650,453	2,724,969	2,928,552	2,847,479	-2.8%	7
Other Services	897,520	1,018,721	1,144,688	1,176,867	2.8%	8
Legal Services	277,517	736,829	966,132	968,921	0.3%	9
Fuel	928,531	1,132,779	1,121,707	1,097,226	-2.2%	10
Rents & Leases	687,490	709,483	825,729	788,120	-4.6%	11
Publications & Notices	633,104	771,377	755,496	732,394	-3.1%	12
Administrative Services	485,174	755,085	525,617	478,188	-9.0%	13
Contingency	-	-	435,016	344,355	-20.8%	14
Election Costs	-	1,599,253	262,500	1,549,000	490.1%	15
Subtotal	26,181,733	27,317,531	28,938,835	26,676,947	-7.8%	
Intra-District Charges:	1,577,900	2,175,618	900,656	4,791,035	431.9%	16
Inter-agency Agreements						
LARPD	200,000	200,000	200,000	200,000	0.0%	17
Oakland Zoo	100,000	100,000	100,000	100,000	0.0%	18
Measures AA & WW Grants	20,000	101,627	-	9,000,000	0.0%	19
Subtotal	320,000	401,627	300,000	9,300,000	3000.0%	
Capital Outlay/Equipment						
Land Purchases	5,464,665	3,692,353	4,660,000	34,981,081	650.7%	20
Structures & Improvements	10,936,555	12,285,451	3,646,600	622,609	-82.9%	21
Equipment	1,846,656	5,474,209	2,780,014	1,461,687	-47.4%	22
Subtotal	18,247,876	21,452,013	11,086,614	37,065,377	234.3%	
Debt Service/Leases:						
Principal	16,820,000	19,784,930	26,675,000	28,425,700	6.6%	23
Interest	8,825,223	87,976,053	6,258,150	7,011,634	12.0%	24
Subtotal	25,645,223	107,760,983	32,933,150	35,437,334	7.6%	
Total Expenditures	148,493,951	237,791,891	162,111,229	197,085,218	21.6%	
Other Sources/Uses:						
Fund Balance/Net Asset Inc/(Dec)	21,845,774	10,165,947	(5,847,579)	(45,235,156)	673.6%	25
Subtotal	21,845,774	10,165,947	(5,847,579)	(45,235,156)		
TOTAL USES	\$ 170,339,725	\$ 247,957,838	\$ 156,263,650	\$ 151,850,062	-2.8%	

Notes to Total Uses Schedule

Note	Category	Description
1	Salaries & Wages	General Fund, special revenue fund, capital project fund and internal service fund appropriations--This category incorporates all District salaries and hourly wages, including overtime and other premium pay components. This category decreased 5% as a result of global reduction of 6% in the Operation Division and frozen positions in other Divisions. These reductions were part of the overall General Fund reduction of 7%.
2	Other Personnel Costs	General Fund, special revenue fund, capital project fund and internal service fund appropriations--This category includes employer-paid benefits, such as medical plans, dental plan, counseling program, long-term disability insurance, life insurance, pension plans, deferred compensation matches, Social Security, Medicare, State Disability Insurance, Workers' Compensation, State Unemployment Insurance and OPEB Trust contributions. Increases in benefit costs have been offset with the global 6% reduction in the Operations Division and frozen position in other Divisions. Thus the 2010 budgeted amount is consistent with 2009.
3	Maintenance Supplies & Services	Primarily General Fund appropriations--This category includes repair, maintenance and service contracts for District facilities, grounds and office equipment. Special revenue amounts were reduced due to transfer of a substantial portion from Two County Landscape and Lighting District to the General Fund, and reduction in Skilled Trade Department appropriation in Measure CC. The decrease in General Fund appropriations was part of the overall General Fund reduction of 7%.
4	Professional Services	General Fund, special revenue fund, capital project fund and internal service fund appropriations--This category includes financial audit, engineering services, appraisers, tree removal, consultants and other professional services. This category was reduced an average of 51% from 2009 appropriations in General Fund departments. These reductions were part of the overall General Fund reduction of 7%.
5	Insurance Premiums	Internal service fund appropriations -This category includes the appropriations for Workers' Compensation Fund and General Liability Fund and includes insurance premiums and claims. Reduction in this category is a result of reclassification of attorney fees related to general liability, previously included in this category, and now included in legal services category. Additionally, the 2010 appropriation reduction is a result of the effort to more closely conform the 2010 amounts to prior year actual amounts.

Notes to Total Uses Schedule, continued

Note	Category	Description
6	General Supplies	In majority General Fund appropriations--This category includes over 25 individual supply accounts, which include the same appropriation amount as 2009, unless a department reduced this line item as part of the overall General Fund reduction of 7%. Thus the 2010 budgeted amount is consistent with 2009.
7	Utilities	In majority General Fund appropriations--This category includes telephone; water; electricity; garbage collection; sewer, natural gas and propane. The 2010 budgeted amount is consistent with 2009.
8	Other Services	In majority General Fund appropriations--This category includes several accounts. The largest training, Park Express transportation, bank fees and other miscellaneous services. The 2010 budgeted amount is consistent with 2009
9	Legal Services	General fund and internal service fund appropriations--The Legal Services category provides the budget for District Counsel to retain the services of outside counsel as needed. It also included General Liability Fund attorney fees in 2010. The 2010 budgeted amount is consistent with 2009.
10	Fuel	General Fund appropriation--The amount appropriated for fuel in 2010 is consistent with 2009.
11	Rents & Leases	In majority General Fund appropriations--This category includes equipment rental, and building and ground leases, which includes the office leases for Environmental Graphics (sign shop) and the Air Support Unit (helicopter hanger). The reduction in the 2010 is related to decrease in equipment rental appropriation.
12	Publications & Notices	General Fund appropriation--This category includes funding for publication costs of Regional In Nature (RIN), the Bay Nature magazine, and Nature Nearby newsletters. The 2010 budgeted amount is consistent with 2009.
13	Administrative Services	General Fund appropriation--This category includes the budget for meals, conferences, travel, advertising /promotion and medical exams. 2010's reduction in appropriation is a result of 7% reduction in meals and travel, and 23% reduction in advertising/promotion.

Notes to Total Uses Schedule, continued

Note	Category	Description
14	Contingency	General Fund appropriation--Contingency accounts' appropriations are used to fund unanticipated costs. The three accounts are controlled by the Board of Directors, the General Manager, and the Operations Division. The reduction in 2010 appropriations is a result of the elimination of appropriation for the Middle Harbor Shoreline Park contingency.
15	Election Costs	General Fund appropriation--This account is used to pay the costs charged by Alameda and Contra Costa Counties for production of election ballots. There were no District related elections in 2009, thus minimal appropriations. 2010 will include District elections for four Board of Director seats. Additionally, costs charged by the Counties have risen substantially.
16	Intra-District Charges	General Fund appropriation--Intra-District charges are an allocation of the costs associated with the services provided by the internal service funds. The use of internal service funds has expanded in 2010. Additionally, beginning in 2010, all funding of internal service funds will be done through intra-District charges, rather transfers. These two changes account for the significant increase in this appropriation category.
17	LARPD	General Fund appropriation--The District has an interagency agreement with the Livermore Area Recreation Park District, a neighboring public agency, to provide funding for recreation services.
18	Oakland Zoo	General Fund appropriation--The Measure CC expenditure plan includes \$100,000 annual payment to the Oakland Zoo for operations.
19	Measures AA & WW Grants	Special revenue fund appropriation--This category includes the funds previously disbursed under the Measure AA Local Grant Program. The Measure WW Local Grant Program accepted its first grant application in 2009 and expects to make the first grant payments during 2010.
20	Land Purchases	Capital project fund appropriations--This category accounts for land acquisitions and studies. The significant increase in 2010 appropriation reflects the availability of the Measure WW Series 2009 bond proceeds.

Notes to Total Uses Schedule, continued

Note	Category	Description
21	Structures & Improvements	Capital project fund appropriations--This category represents new appropriations for capital improvement projects with a cost greater than the District's capitalization limit (\$100,000). Section B of the budget document includes the Summary of 2010 Capital Appropriations, and Section C includes detailed information about each project.
22	Equipment	General Fund and internal service fund appropriations-- Appropriations for the purchase of vehicles and other equipment, with a cost greater than the District's capitalization limit (\$25,000), are included in this category. 2010 General Fund appropriations for equipment purchases has been reduced 55% from 2009 levels (see page 43) as a result of the overall General Fund reduction of 7%. 2010 Major Equipment Funds appropriation have increased by almost 70% from 2009 levels. The combination of these factors produces the over 47% reduction in the Total Uses schedule.
23	Debt Service-Principal	General Fund and debt service fund appropriation-- Appropriation for debt service principal is calculated from debt amortization schedules. Measure WW Series 2009 has no principal payment due in 2010.
24	Debt Service-Interest	General Fund and debt service fund appropriation-- Appropriation for debt service interest is calculated from debt amortization schedules. Measure WW Series 2009's 2010 interest will be funded through the capitalized interest amount earned as premium when bonds were sold.
25	Fund Balance/Net Asset Change	All funds--This category indicates the overall change in fund balance/net assets of all funds. See the Fund Balance detail at the end of Section B for additional information.

BUDGET OVERVIEW**BUDGET BY FUND**

APPROPRIATED FUNDS	2007 ACTUAL	2008 ACTUAL	2009 BUDGET	2010 BUDGET
101 General Fund	\$ 88,539,798	\$ 95,570,539	\$ 100,356,529	\$ 97,946,819
General Fund Total	88,539,798	95,570,539	100,356,529	97,946,819
Special Revenue Funds:				
220 Two County LLD	5,122,506	5,428,849	6,229,239	3,724,265
221 East Contra Costa County LLD	419,887	574,318	818,892	683,712
222 Five Canyon ZB	18,306	39,214	47,426	44,753
223 Dublin Hills ZB	4,085	21,846	7,910	8,259
224 Walpert Ridge ZB	-	-	81,795	83,049
225 Thomas Ranch ZB	-	12,086	12,890	13,797
226 Measure CC Fund	629,904	733,617	1,178,102	979,119
227 Stone Valley Zone	-	666	5,265	5,265
228 Sibley Volcanic Zone	4,200	-	20,255	20,255
253 Gifts Fund	30,349	53,660	58,491	58,491
254 Ardenwood/Coyote Hills Trail	-	-	-	-
255 MLK Jr. Intern Program	20,000	10,000	-	-
257 Mitigation	1,407	54,724	80,150	143,694
258 Eastshore State Park	-	35,246	55,201	55,168
270 Measure WW Local Grants	-	-	-	9,000,000
Special Revenue Funds Total	6,250,645	6,964,227	8,595,616	14,819,827
Debt Service Funds:				
810 2002 Refunding Bonds	1,208,435	1,200,388	1,213,750	1,205,600
812 Measure AA Bonds	24,446,794	105,770,254	31,014,400	30,612,097
813 Measure WW Bonds	-	-	-	2,848,937
Debt Service Funds Total	25,655,229	106,970,641	32,228,150	34,666,634
Internal Service Funds:				
552 Workers' Compensation Fund	3,761,338	2,462,622	2,817,273	3,089,262
554 Major Equipment Replacement	-	-	600,000	1,012,000
555 General Liability Fund	977,439	540,018	1,236,697	1,451,072
556 Employee Benefits	112,650	22,816	-	2,844,200
Internal Service Funds Total	4,851,427	3,025,457	4,653,970	8,396,534
Capital Projects Funds:				
333 Capital Projects Fund	18,468,840	20,450,453	10,038,341	36,980,921
335 AA Capital Administration Fund	-	101,627	-	-
336 OTA Projects Fund	4,728,013	4,708,948	6,238,623	4,274,483
337 WW Capital Administration Fund	-	-	-	-
Capital Projects Funds Total	23,196,853	25,261,027	16,276,964	41,255,404
Total Expenditures	148,493,952	237,791,891	162,111,229	197,085,218
Other Sources/Uses:				
Fund Balance/Net Asset Inc/(Dec)	21,845,774	10,165,947	(5,847,579)	(45,235,156)
Total Other Uses	21,845,774	10,165,947	(5,847,579)	(45,235,156)
TOTAL USES	\$ 170,339,725	\$ 247,957,838	\$ 156,263,650	\$ 151,850,062

Charts depicting appropriations by fund and departmental unit are included in Section D.

BUDGET OVERVIEW

BUDGET BY DIVISION

APPROPRIATED FUNDS	2007 ACTUAL	2008 ACTUAL	2009 BUDGET	2010 BUDGET
OPERATING APPROPRIATIONS				
Legislative & Executive	\$ 1,829,821	\$ 3,472,879	\$ 2,854,102	\$ 4,006,043
Human Resources	1,884,352	2,002,088	2,240,815	4,950,473
Land	2,259,382	2,465,866	2,744,986	2,907,368
Legal	2,052,707	2,426,540	3,458,055	6,060,082
Finance & Management Services	6,629,032	7,099,144	8,258,488	17,429,009
Operations	46,556,420	51,855,339	56,483,994	55,546,515
Planning/Stewardship & Development	6,262,190	6,942,123	5,519,075	5,295,196
Public Affairs	2,530,304	3,044,077	3,223,134	3,101,380
Public Safety	18,718,845	20,950,148	23,023,875	22,590,614
Nondepartmental	36,574,046	112,272,660	38,027,741	33,943,134
Total Operating	125,297,099	212,530,864	145,834,265	155,829,814
CAPITAL APPROPRIATIONS				
Legislative & Executive	-	-	-	-
Human Resources	3,551	1,121	-	-
Land	5,561,854	4,187,623	5,117,148	35,622,777
Legal	-	-	-	-
Finance & Management Services	2,147,855	5,676,177	238,750	-
Operations	2,465,320	3,581,813	2,413,797	787,400
Planning/Stewardship & Development	11,401,647	7,686,583	7,781,437	4,463,601
Public Affairs	85,690	16,162	-	-
Public Safety	1,330,936	4,068,036	725,832	381,626
Nondepartmental	200,000	43,511	-	-
Total Capital	23,196,852	25,261,027	16,276,964	41,255,404
Subtotal Operating/capital	148,493,950	237,791,891	162,111,229	197,085,218
TOTALS BY DIVISION				
Legislative & Executive	1,829,821	3,472,879	2,854,102	4,006,043
Human Resources	1,887,903	2,003,209	2,240,815	4,950,473
Land	7,821,235	6,653,489	7,862,134	38,530,145
Legal	2,052,707	2,426,540	3,458,055	6,060,082
Finance & Management Services	8,776,888	12,775,321	8,497,238	17,429,009
Operations	49,021,740	55,437,152	58,897,791	56,333,915
Planning/Stewardship & Development	17,663,836	14,628,706	13,300,512	9,758,797
Public Affairs	2,615,994	3,060,240	3,223,134	3,101,380
Public Safety	20,049,780	25,018,184	23,749,707	22,972,240
Nondepartmental	36,774,046	112,316,171	38,027,741	33,943,134
Subtotal by Division	148,493,950	237,791,891	162,111,229	197,085,218
Other Sources/Uses:				
Fund Balance/Net Asset Inc/(Dec)	21,845,774	10,165,947	(5,847,579)	(45,235,156)
Total Other Uses	21,845,774	10,165,947	(5,847,579)	(45,235,156)
TOTAL USES	\$ 170,339,725	\$ 247,957,838	\$ 156,263,650	\$ 151,850,062

BUDGET OVERVIEW

AUTHORIZED POSITIONS

Full-time Equivalent (FTE) Positions

DIVISIONS AND DEPARTMENTS	2007 BUDGET	2008 BUDGET	2009 BUDGET	2010 BUDGET	Change
Legislative & Executive Division					
General Manager	8.000	8.000	8.000	8.000	-
Subtotal	8.000	8.000	8.000	8.000	-
Human Resources Division	12.250	12.000	13.800	13.800	-
Land Division					
Administration	2.500	2.500	2.500	2.500	
Environmental Review Department	4.000	4.000	4.000	4.000	
Interagency Planning Department	3.000	3.000	3.000	3.000	
Land Acquisition Department	5.780	6.000	6.000	6.000	
Trails Development Department	3.000	3.000	3.000	3.000	
Subtotal	18.280	18.500	18.500	18.500	-
Legal Division	9.450	9.450	9.450	9.450	-
Finance & Management Services Division	39.879	42.004	42.004	42.004	-
Operations Division					
Administration	6.000	6.500	8.000	8.000	-
Park Operations Department	254.436	258.235	261.585	260.885	(0.70)
Interpretive & Recreation Services Dept.	77.413	83.913	86.913	87.413	0.50
Maintenance & Skilled Trades Dept.	63.980	69.930	71.230	71.370	0.14
Subtotal	401.829	418.578	427.728	427.668	(0.06)
Planning/Stewardship & Development Division					
Administration	2.533	2.533	2.533	2.533	-
Design & Construction Departments	27.000	29.000	29.000	29.000	-
Planning & Stewardship Departments	23.120	24.620	24.620	24.120	(0.50)
Subtotal	52.653	56.153	56.153	55.653	(0.50)
Public Affairs Division	14.200	16.200	16.200	16.200	-
Public Safety Division					
Administration & Support Services	25.750	27.750	27.750	27.750	-
Aquatics Unit	34.320	38.230	39.430	39.430	-
Fire Department	14.750	15.750	15.750	15.750	-
Police Department	68.583	69.290	68.910	68.940	0.03
Subtotal	143.403	151.020	151.840	151.870	0.03
Total	699.94	731.91	743.68	743.15	(0.53)
Identified Unfunded Positions				-14.210	
To Be Identified Unfunded Positions				-20.790	
Total Funded Positions				708.145	

Positions are authorized and budgeted on a “full-time equivalent” basis or FTE. The number of FTEs is not the same as the number of staff. For example, an FTE of 1.0 may include two half time positions at 0.50 each.

Detail of New Positions and Changes

DEPARTMENT / LOCATION	DESCRIPTION	FUNDING	
		SOURCE	FTE
Public Safety - District Wide	Police Officer	General Fund	(0.07)
Operations Admin - Quagga Control	Park Ranger I	General Fund	(0.75)
FTE changes that occurred throughout 2009 via Board Action			<u>(0.82)</u>
Operations - Point Pindle for Wildcat Creek Trail	Park Ranger II (Pipeline)	Measure CC	0.05
Interpretive Services Manager - Mobile Exhibit	Resource Analyst	General Fund	1.00
Interpretive Services Manager - Mobile Exhibit	Temporary Naturalist	General Fund	(0.50)
Facilities - Arroyo Del Valle Camp	Park Ranger II (Temporary)	General Fund	(0.50)
Facilities - Arroyo Del Valle Camp	Park Ranger II	General Fund	0.50
Roads & Trails Unit - Wildcat Creek Trail	Heavy Equip Optr (Pipeline)	Measure CC	0.05
Roads & Trails Unit - District Wide	Heavy Equip Operator	Multifund	(0.21)
Sanitation Unit - District Wide	Park Ranger II	Multifund	0.50
Trades Unit - District Wide	Plumber	Multifund	(0.20)
Fisheries Management - District Wide	Temporary Resource Analyst	General Fund	(0.50)
Public Safety -Wildcat Creek Trail	Police Officer (Pipeline)	Measure CC	0.10
Proposed 2010 FTE changes			<u>0.29</u>
Net FTE Change			<u><u>(0.53)</u></u>

The following positions are Board approved FTEs that are vacant and will remain unfunded in the 2010 budget:

Public Affairs - District Wide	Administrative Analyst II	General Fund	1.00
Operations - District Wide	Positions to be determined	General Fund	20.79
Planning/Stewardship/Construction - District Wide	Civil Engineer	General Fund	1.00
Planning/Stewardship/Construction - District Wide	Construction Inspector	General Fund	1.00
Public Safety Administration - District Wide	Student Aide	General Fund	1.75
Public Safety Helicopter - District Wide	Sergeant/Helicopter Pilot	General Fund	1.00
Fire - District Wide	Firefighter I	General Fund	0.50
Lifeguard Services - District Wide	Lifeguard I	General Fund	3.00
Police Field Unit - District Wide	Police Officer	General Fund	2.96
Police Field Unit - District Wide	Dispatcher/CSO	General Fund	2.00
Total:			<u><u>35.00</u></u>

Positions with the word “Pipeline” included in the description represent new positions associated with the opening of new or expanded park facilities. Smaller fractions generally represent the allocation of additional personnel hours to support the operation of a new facility. Fractions of a position can be allocated across several departments, locations or funding sources.

Taxes and Assessments by County

TAXES & ASSESSMENTS	2007 ACTUAL	2008 ACTUAL	2009 BUDGET	2010 BUDGET	Change
ALAMEDA COUNTY:					
Property Taxes (1% Countywide Tax)	\$ 51,473,295	\$ 54,387,630	\$ 54,726,194	\$ 51,051,000	-6.7%
Measure AA Property Tax (Bonds)	12,341,184	14,524,817	15,800,000	16,973,104	7.4%
Measure CC Parcel Tax	2,341,549	2,357,258	2,396,501	2,283,166	-4.7%
Total Property Taxes	66,156,027	71,269,705	72,922,695	70,307,270	-3.6%
Two County Trail L&LD	2,341,633	2,352,437	2,377,144	2,322,517	
Five Canyon Zone of Benefit	38,202	39,146	41,902	37,800	
Dublin Hills Zone of Benefit	10,734	15,169	16,096	15,400	
Walpert Ridge Zone of Benefit	50,152	81,063	83,388	58,500	
Total Assessments	2,440,721	2,487,814	2,518,530	2,434,217	-3.3%
TOTAL ALAMEDA COUNTY	68,596,749	73,757,519	75,441,225	72,741,487	-3.6%
Percent of Grand Total	55.8%	55.1%	56.5%	57.2%	
CONTRA COSTA COUNTY:					
Property Taxes (1% Countywide Tax)	39,530,506	43,162,933	41,010,084	37,164,036	-9.4%
Measure AA Property Tax (Bonds)	12,001,135	14,066,574	14,100,600	14,622,196	3.7%
Measure CC Parcel Tax	700,479	705,422	711,617	631,834	-11.2%
Total Property Taxes	52,232,121	57,934,929	55,822,301	52,418,066	-6.1%
Two County Trail L&LD	1,524,551	1,537,080	1,559,851	1,402,483	
East Contra Costa County Trails	599,890	624,330	635,944	624,000	
San Ramon Hills Zone of Benefit	4,100	4,479	4,578	4,200	
Stone Valley Zone of Benefit	3,455	5,222	5,625	4,500	
Sibley Volcanic Zone of Benefit	10,780	20,015	20,255	18,300	
Total Assessments	2,142,776	2,171,112	2,205,998	2,035,183	-7.7%
TOTAL CONTRA COSTA COUNTY	54,374,896	60,106,041	58,028,299	54,453,249	-6.2%
Percent of Grand Total	44.2%	44.9%	43.5%	42.8%	
BOTH COUNTIES COMBINED:					
Property Taxes (1% Countywide Tax)	91,003,802	97,550,563	95,736,278	88,215,036	
Measure AA Property Tax (Bonds)	24,342,319	28,591,391	29,900,600	31,595,300	
Measure CC Parcel Tax	3,042,028	3,062,680	3,108,118	2,915,000	
Total Property Taxes	118,388,148	129,204,635	128,744,996	122,725,336	-4.7%
Two County Trail L&LD	3,866,184	3,889,517	3,936,995	3,725,000	
East Contra Costa County Trails	599,890	624,330	635,944	624,000	
Five Canyon Zone of Benefit	38,202	39,146	41,902	37,800	
Dublin Hills Zone of Benefit	10,734	15,169	16,096	15,400	
Walpert Ridge Zone of Benefit	50,152	81,063	83,388	58,500	
San Ramon Hills Zone of Benefit	4,100	4,479	4,578	4,200	
Stone Valley Zone of Benefit	3,455	5,222	5,625	4,500	
Sibley Volcanic Zone of Benefit	10,780	20,015	20,255	18,300	
Total Assessments	4,569,263	4,678,940	4,744,783	4,487,700	-5.4%
GRAND TOTAL BOTH COUNTIES	\$ 122,957,411	\$ 133,883,575	\$ 133,489,779	\$ 127,213,036	-4.7%

Sample Tax & Assessment for Home of \$450,000 Assessed Value

Alameda County	Fremont	Oakland	Livermore
Tax Rate Area	12013	17001	16078
Property Tax	\$ 146.85	109.03	150.66
Measure AA Bonds	48.60	48.60	48.60
Measure CC Tax	-	12.00	-
Two County LLD	5.44	5.44	-
Total	\$ 200.89	175.07	199.26

Contra Costa County	Brentwood	Richmond	Walnut Creek
Tax Rate Area	10001	08003	09000
Property Tax	\$ 0.00045	117.33	138.03
Measure AA Bonds	48.60	48.60	48.60
Measure CC Tax	-	12.00	-
Two County LLD	-	5.44	5.44
East Contra Costa LLD	19.70	-	-
Total	\$ 68.30	183.37	192.07

These are approximate amounts for the 2009-10 tax year

Top Ten Property Tax Payers Ranked by Assessed Value*

(in thousands; for fiscal year ended June 30, 2009)

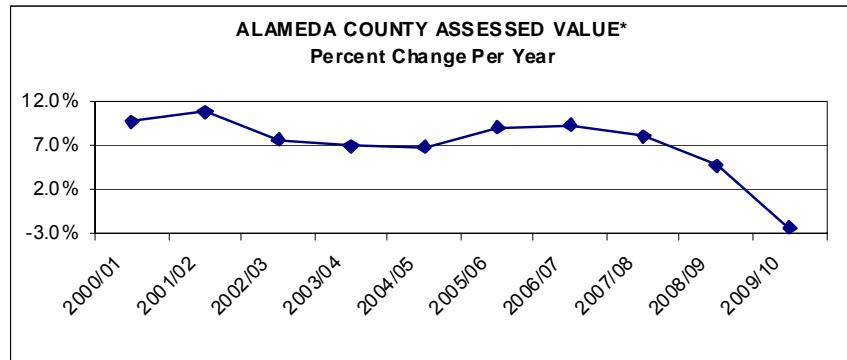
Alameda County		Contra Costa County	
Taxpayer	Assessed Value	Taxpayer	Assessed Value
Pacific Gas & Electric	\$ 1,259,820	Chevron USA	\$ 7,027,178
New United Motor Manufacturing, Inc	1,087,910	Equilon/Shell Oil Co.	3,701,044
AT&T	447,813	Tesoro Refining & Marketing	2,306,945
Kaiser Foundation Hospitals	388,378	Tosco Corporation	1,847,022
Deutsche Bank National Trust	375,817	Pacific Gas & Electric	1,202,116
Kaiser Found. Health Plan, Inc	343,403	Sunset Land Company	749,218
Catellus Development Corporation	325,597	Seeno Construction Co.	617,935
Bayer Healthcare, LLC	272,907	Mirant Delta/Delta Energy Ctr	549,140
No. California Industrial Portfolio, Inc	267,347	AT&T	543,666
SCI Limited Partnership	262,577	Shappell Industries, Inc	539,087

* Source: Alameda County and Contra Costa County websites.

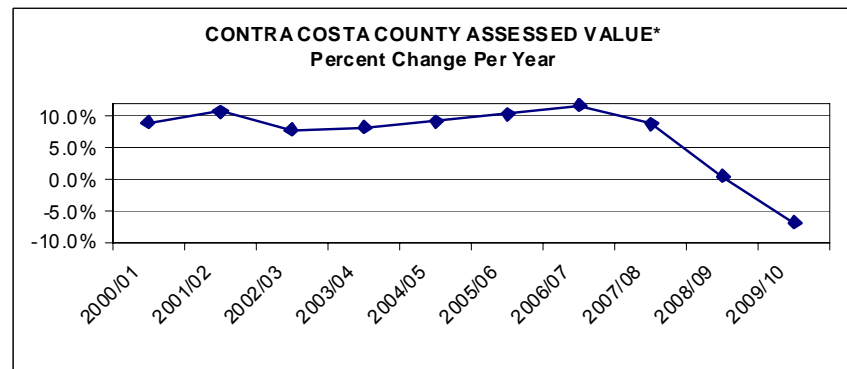
District Tax & Assessment Rates

Description	Rate	Basis	Comment
Property Tax	2.99%	Per \$100 of net assessed valuation of secured and unsecured property.	This rate is an average of all properties where the District receives an allocation of the "1% Countywide" tax.
Measure AA Bonds	1.08%	Per \$100 of net assessed valuation of secured and unsecured property.	Rate is applied to all properties within District boundaries except for the "Murray Township" area.
Measure CC Tax (single family unit)	\$12.00	Per equivalent dwelling each.	Defined zone stretching from Richmond to Oakland.
Measure CC Tax (multifamily unit)	\$8.28	Per equivalent dwelling unit.	Defined zone stretching from Richmond to Oakland.
Two County Regional Trail Landscape & Lighting District	\$5.44	Per equivalent dwelling unit	Defined zone includes Alameda and Contra Costa Counties except for the "Liberty Union High School District" of east Contra Costa County.
East Contra Costa County Landscape & Lighting District	\$19.70	Per equivalent dwelling unit.	Defined zone encompassing the "Liberty Union High School District" area of east Contra Costa County.
Five Canyon Zone of Benefit	\$37.10	Per equivalent dwelling unit.	Defined zone of 1,120 parcels near the Don Castro Recreation Area in Alameda County.
Dublin Hills Zone of Benefit	\$26.85	Per equivalent dwelling unit.	Defined zone of 275 assessable parcels in the City of Dublin.
Walpert Ridge Zone of Benefit	\$119.73	Per equivalent dwelling unit.	Defined zone of 524 assessable parcels in the ridge land above the City of Hayward.
San Ramon Hills Zone of Benefit	\$33.57	Per equivalent dwelling unit.	Defined zone of 150 parcels in the western portion of the City of San Ramon.
Stone Valley Zone of Benefit	\$139.64	Per Equivalent dwelling unit.	Defined zone of benefit of 30 assessable parcels in Contra Costa County.
Sibley Volcanic Zone of Benefit	\$83.08	Per Equivalent dwelling unit.	Defined zone of benefit of 245 assessable parcels in Contra Costa County.

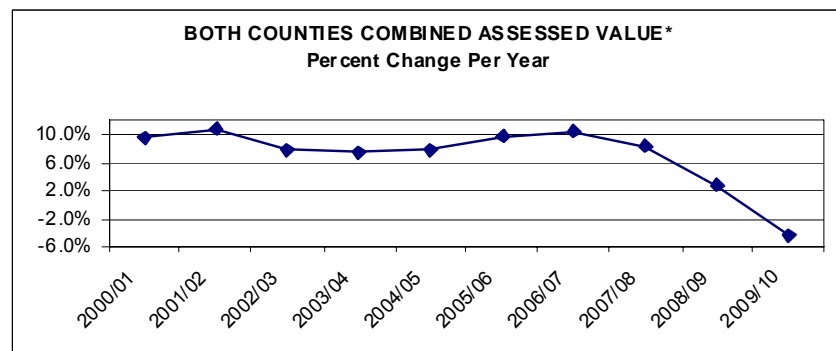
Assessed Value Trends



	2006-07	2007-08	2008-09	2009-10
\$	182,442,378,666	\$ 197,182,006,587	\$ 206,666,243,713	\$ 201,785,244,668
	15,709,638,499	14,739,627,921	9,484,237,126	(4,880,999,045)
	9.4%	8.1%	4.8%	-2.4%



	2006-07	2007-08	2008-09	2009-10
\$	147,312,079,314	\$ 160,390,394,945	161,251,188,060	150,306,011,300
	15,632,828,441	13,078,315,631	860,793,115	(10,945,176,760)
	11.9%	8.9%	0.5%	-6.8%



	2006-07	2007-08	2008-09	2009-10
\$	329,754,457,980	\$ 357,572,401,532	\$ 367,917,431,773	\$ 352,091,255,968
	31,342,466,940	27,817,943,552	10,345,030,241	(15,826,175,805)
	10.5%	8.4%	2.9%	-4.3%

*Total Gross Assessed Valuation

GENERAL FUND

Fund 101 – General Operating Fund

BUDGET OVERVIEW**GENERAL FUND**

The General Fund, the District's chief operating fund, is used to account for all financial resources which are not legally, or by sound financial management, required to be accounted for in another fund.

	Year-by-Year Comparison				Change
	2007 ACTUAL	2008 ACTUAL	2009 BUDGET	2010 BUDGET	
RESOURCES					
Revenues:					
Taxes & Assessments	\$ 91,003,802	\$ 97,550,563	\$ 95,736,278	\$ 88,215,036	
Charges for Services	9,373,657	10,478,450	9,457,653	9,142,000	
Interest	5,562,173	5,363,603	3,000,000	2,750,000	
Rents and Leases	1,570,041	1,563,363	1,627,564	1,671,000	
Miscellaneous	1,324,579	1,608,700	1,242,183	1,019,000	
Total Revenues	108,834,252	116,564,679	111,063,678	102,797,036	-7.4%
TOTAL RESOURCES	\$ 108,834,252	\$ 116,564,679	\$ 111,063,678	\$ 102,797,036	-7.4%
USES					
Expenditures:					
Personnel Services	\$ 68,891,887	\$ 70,843,554	\$ 75,798,874	\$ 70,091,652	
Supplies	5,170,391	5,994,948	6,432,295	7,320,598	
Services	11,050,673	13,579,284	14,421,705	14,299,647	
Intra-District Charges	-	1,743,700	900,656	4,791,035	
Inter-agency Agreements	200,000	200,000	200,000	200,000	
Capital Outlay/Equipment	3,226,846	2,414,988	1,807,999	449,687	
Debt Service/Leases	-	794,066	795,000	794,200	
Total Expenditures	88,539,798	95,570,539	100,356,529	97,946,819	-2.4%
Other Sources/Uses:					
Transfers Out/(In)	13,480,527	14,194,222	10,562,844	4,820,715	
Fund Balance Inc/(Dec)	6,813,927	6,799,917	144,305	29,502	
TOTAL USES	\$ 108,834,252	\$ 116,564,679	\$ 111,063,678	\$ 102,797,036	-7.4%

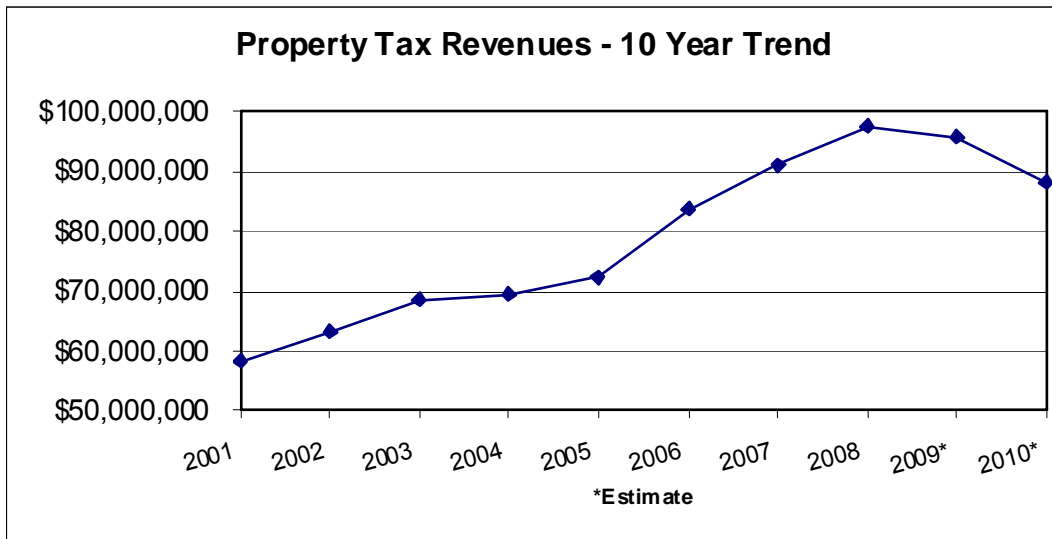
General Fund Budgeted Revenue Highlights

General Fund operating revenues total \$102,797,036 for 2010 from all sources, including property taxes, charges for services, interest, rents and leases, grants, miscellaneous revenues and transfers in. The total revenue budget decreased approximately \$8.3 million from the 2009 budgeted revenue amount. \$7.5 million of the decrease is attributable to the drop in property tax revenue. Additional information for each major revenue budget category follows.

Taxes & Assessments

Property tax is the District's largest General Fund resource, representing 86% of all operating revenue. The 2010 property tax revenue budget of \$88,215,036 includes secured, unsecured, supplemental, redevelopment agency pass-throughs, penalties and other taxes, less county collection fees. The amount is based on the assessed value (AV) of real and tangible property located within the Alameda County (AC) and Contra Costa County (CCC). 2009/2010 AV declined 2.4% in AC and 6.4% in CCC. The 2010 budgeted property tax is \$7.5 million less than 2009, a drop of 8%.

2010/2011 AV is forecasted to decline an additional 7%, with lesser decline forecast through 2012. The impact of the current real estate situation is estimated to be between 15.2% and 18.5% total decrease in the District property tax revenue over the next 3 years.

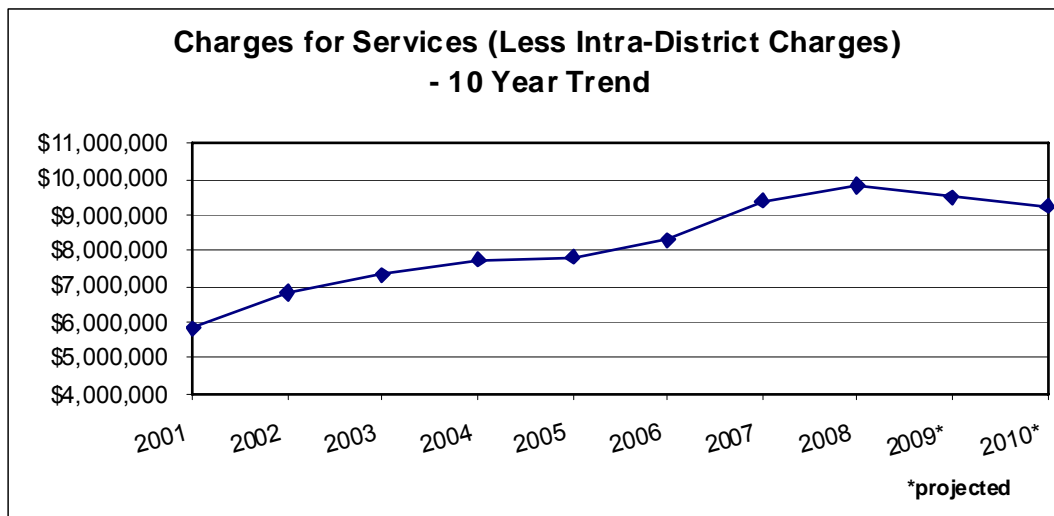


Charges for Services

This category is the second largest revenue source for the General Fund representing 8.9% of total revenues. The 2010 budgeted revenue is \$17,154,235 which comprised of the following major revenue sources:

- parking fees (\$1.8 million),
- other charges (the majority (\$1.3 million) of which are from the operation of Middle Harbor Shoreline Park for the Port of Oakland) (\$1.6 million),
- Public Safety services (\$1.1 million),
- facility rentals (\$1 million),
- concession fees (\$1 million),
- intra-District charges (\$7.9 million), and
- other minor revenue sources (\$3.0 million).

When considered without intra-District charges, the budget for this category of revenue has decreased approximately \$300,000 from 2009 budget amounts, in large part as a result of adjustments to budgets to ensure that they genuinely reflect actual amounts collected.

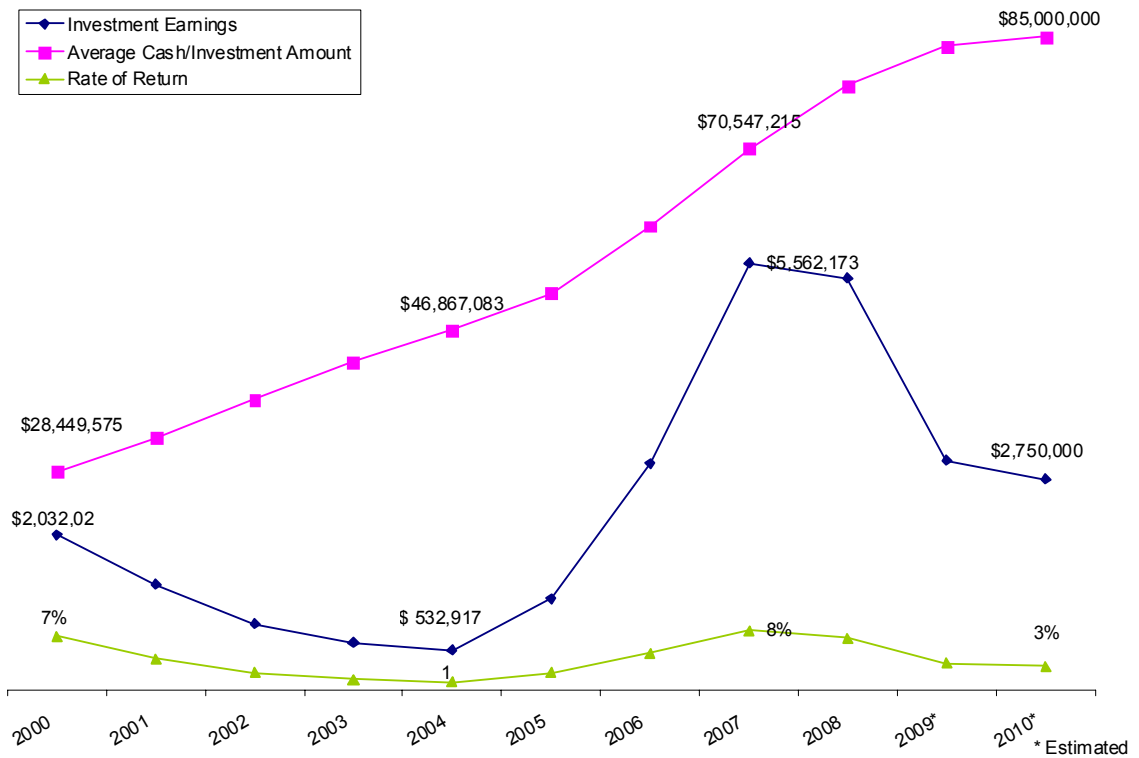


The District reviews and updates its park usage Fee Schedule, as well as its Administrative Fee Schedule, annually. The Schedules are reviewed to ensure that rate levels are set commensurate with market pricing and are sufficient to recover District costs. Proposed rate changes are brought to the Board Operations Committee and then to the Board of Directors for adoption.

Interest Income

The District pools cash resources and amounts in excess of current requirements are invested. The District follows the Investment Policy adopted annually by the Board of Directors. The District's policy is to invest public funds in a prudent manner, providing the highest yield with the maximum security of principal invested, while also meeting the daily cash flow requirements of the District. Although General Fund cash and investment balances at September 30, 2009 are \$15 million greater than General Fund cash and investment balances at September 30, 2009, due to the decline in interest rates, \$2,750,000 is 2010 budget interest revenue in the General Fund compared to \$3,000,000 in 2009.

Cash/Investments/Investment Earnings/Rate of Return - 10 Year Comparison



General Fund Appropriation Highlights

General Fund operating expenditures total \$102,797,036 for all uses, including personnel services, supplies, services, intra-District charges, inter-agency payments, equipment, debt service and transfers out. Total operating appropriations have decreased \$2.4 million, 2.4%, from 2009 levels. The largest decrease is in personnel costs, which is offset with the newly instituted intra-District charges. Information for each major appropriation category follows.

Personnel Services

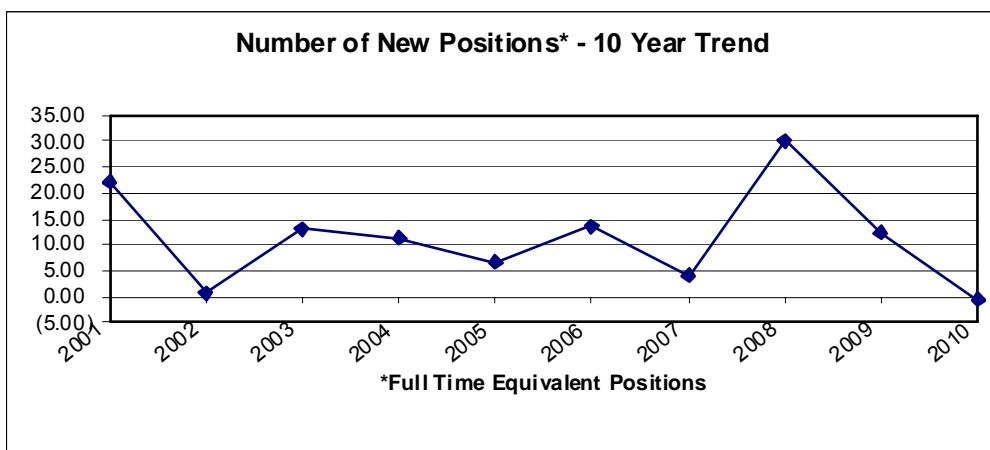
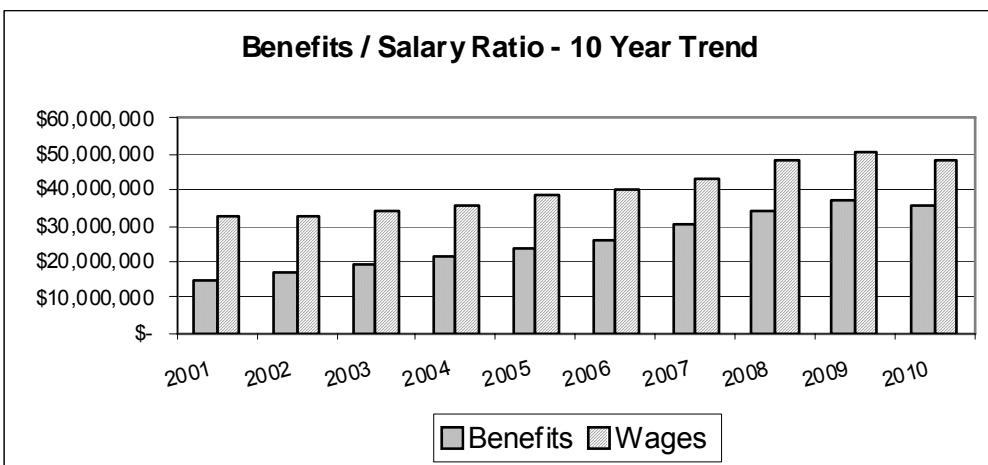
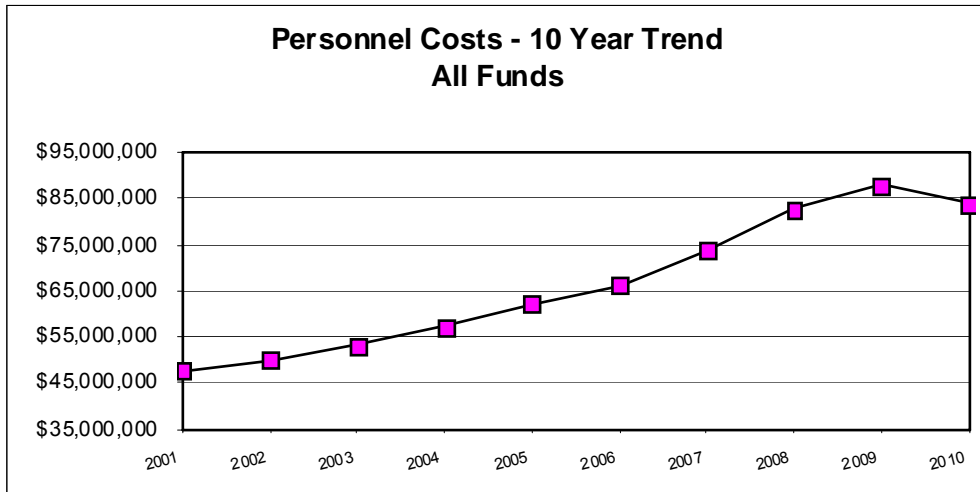
Personnel services is the District's largest General Fund expenditure category, representing 68.2% of all General Fund appropriations (72.1% of operating appropriations). This category includes funding for all wages and wage-related benefits. In 2010 part of personnel services costs previously included in the Two County Landscape and Lighting District (Fund 220) have been moved to the General Fund. Thus an increase in total General Fund personnel service costs would be expected. But in comparison to the 2009 appropriations for personnel services, 2010 has decreased \$5.7 million, 7.5%. This is the result of the global reduction of 6% in the General Fund Operations Division and frozen positions in other General Fund divisions. These reductions were part of the required overall General Fund reduction of 7%

Benefit cost appropriations in the 2010 budget are consistent with 2009 appropriations. Even though there was a transfer of staffing costs from Fund 220 to General Fund in 2010, and benefit costs increased, these increases were offset with the global 6% reduction in Operations Division personnel service appropriations and saving from other divisions' frozen positions.

Salary changes included in 2010 budget include:

- .9% increase for AFSCME, management/ confidential, and seasonals/temps, for the first quarter of the year and a ceiling of 1% for the balance of 2010,
- 1.2% increase for the Police Association for the first three quarters of the year and 1% ceiling thereafter,
- benefit increases including medical and dental increases from 2% to 4.35%, and
- 2.92% increase, and 1.39% decrease, in pension for miscellaneous and safety respectively.

Net changes in 2010 FTE is a reduction of .53 (details included in the Authorized Positions page 47 of Section B of the budget). A total of approximately 35 positions will be frozen in 2010, 14.21 which have been identified and approximately 21 which will be identified through attrition in the Operations Division during 2010.



Services

Although when comparing 2009 and 2010 appropriations for services there is only an insignificant change (less than 1%), the details have changed substantially. Services include not only professional and legal services, but also utilities, rent, and election costs, etc. Decreases in 2010 appropriation for services in most divisions in General Fund are offset with the substantial increase in 2010 appropriation for election costs.

Intra-District Charges

Internal service funds charges are allocated to the divisions in the General Fund, via intra-District charges. Allocations are based upon percent of total benefit derived by each division of the services provided. 2010 budget expands the use of internal service funds, and allocates all costs via intra-District charges, thus the significant increase in this category of General Fund appropriations.

Debt Service

In 2007 the District entered into a capital lease agreement to purchase the replacement helicopter for Public Safety Division. Debt service payments are an obligation of the General Fund. Last payment is due October, 2012.

Transfers

2010 budgeted transfers in to General Fund are \$45,000. Budgeted transfers out of General Fund total \$4,865,715. Detailed transfer in/out schedule is provided at end of Section B (page 86) of the budget document.

Fund Balance - Change

The 2010 General Fund budgeted revenues compared to appropriations produces an increase in fund balance at year end of \$29,502.

SPECIAL REVENUE FUNDS

Fund 220 Two County Landscape & Lighting District

Fund 221 East Contra Costa County Landscape & Lighting

Fund 222 Five Canyon Zone of Benefit

Fund 223 Dublin Hills Zone of Benefit

Fund 224 Walpert Ridge Zone of Benefit

Fund 225 San Ramon Hills Zone of Benefit

Fund 226 Measure CC

Fund 227 Stone Valley Zone of Benefit

Fund 228 Sibley Volcanic Zone of Benefit

Fund 253 Gifts

Fund 254 Ardenwood/Coyote Hills Trail

Fund 255 Martin Luther King, Jr. Intern Program

Fund 257 Mitigation

Fund 258 Eastshore State Park

Fund 270 Measure WW Local Grants

BUDGET OVERVIEW**SPECIAL REVENUE FUNDS**

The District special revenue funds account for the proceeds of specific revenue sources that are legally restricted to expenditures for specified purposes and include: Landscape and Lighting Districts' assessments and appropriations, Zones of Benefit's assessments and appropriations, Measure CC parcel tax and appropriations, private gifts, mitigation funds, Eastshore State Park revenue and appropriations, Measure WW local grant program and other miscellaneous activities.

Special Revenue Funds Year-by-Year Comparison

	2007 ACTUAL	2008 ACTUAL	2009 BUDGET	2010 BUDGET	Change
RESOURCES					
Revenues:					
Taxes & Assessments	\$ 7,625,528	\$ 7,741,620	\$ 7,852,901	\$ 7,402,700	
Charges for Services	7,604	7,229	53,880	90,000	
Interest	688,792	636,759	312,500	324,500	
Rents and Leases	130,211	89,611	-	60,000	
Miscellaneous	1,715,771	50,250	37,000	-	
Total Revenues	10,167,906	8,525,469	8,256,281	7,877,200	-4.6%
TOTAL RESOURCES	\$ 10,167,906	\$ 8,525,469	\$ 8,256,281	\$ 7,877,200	-4.6%
USES					
Expenditures:					
Personnel Services	\$ 4,884,901	\$ 5,264,728	\$ 6,453,394	\$ 4,976,827	
Supplies	724,590	924,165	1,010,073	227,575	
Services	508,472	577,144	932,854	438,145	
Intra-District Charges	-	-	-	-	
Inter-agency Agreements	120,000	110,000	100,000	9,100,000	
Capital Outlay/Equipment	12,682	52,943	99,295	77,280	
Debt Service/Leases	-	-	-	-	
Principal Interest					
Total Expenditures	6,250,645	6,928,980	8,595,616	14,819,827	72.4%
Other Sources/Uses:					
Transfers Out/(In)	921,919	1,085,524	1,340,386	(7,933,737)	
Fund Balance Inc/(Dec)	2,995,342	510,965	(1,679,721)	991,110	
TOTAL USES	\$ 10,167,906	\$ 8,525,469	\$ 8,256,281	\$ 7,877,200	-4.6%

The above schedule compares prior years' actual and budgets to 2010 budget, combining all special revenue funds into one column. The following pages provide detailed 2010 budget information by fund.

Special Revenue Funds Detail

	Fund 220	Fund 221	Fund 222 Five Canyons Zone of Benefit	Fund 223 Dublin Hills Zone of Benefit
	Two County LLD	East Contra Costa LLD		
RESOURCES				
Revenues:				
Taxes & Assessments	\$ 3,725,000	\$ 624,000	\$ 37,800	\$ 15,400
Interest	-	10,000	500	100
Total Revenues	3,725,000	634,000	38,300	15,500
TOTAL RESOURCES	\$ 3,725,000	\$ 634,000	\$ 38,300	\$ 15,500
USES				
Expenditures:				
Personnel Services	\$ 3,499,299	\$ 495,069	\$ 31,946	\$ 6,159
Supplies	79,497	57,765	10,392	2,100
Services	145,469	130,878	2,415	-
Total Expenditures	3,724,265	683,712	44,753	8,259
Other Sources/Uses:				
Transfers Out/(In)	-	-	-	-
Fund Balance Inc/(Dec)	735	(49,712)	(6,453)	7,241
TOTAL USES	\$ 3,725,000	\$ 634,000	\$ 38,300	\$ 15,500

Fund 220 – Two County Landscape & Lighting District

In 1993 the District formed the Alameda County/Contra Costa County Regional Trails Landscaping and Lighting Assessment District (referred to as the “Two County LLD”) to help augment District funding for the operation, maintenance and servicing of trails. The assessment district area includes all of Alameda County, except Murray Township, and all of Contra Costa County, except Liberty Union High School District. This LLD was formed prior to the passage of Proposition 218, and thus is considered a “grandfathered assessment”. But as required by Proposition 218, 78.5% of voters in Alameda and Contra Costa Counties reaffirmed the continuation of the Two County LLD in 1996. The assessment amount is \$5.44 per equivalent dwelling unit per year. In the 2010 budget, fund 220 appropriations do not exceed projected 2010 assessment revenue. The balance of appropriations related to trail maintenance is included in the General Fund budget.

Fund 221 – East Contra Costa County Landscape & Lighting District

The eastern portion of Contra Costa County, as defined by the boundaries of the Liberty Union High School District, was annexed by the District in 1981. In 1991 the District formed the East Contra Costa County Landscape & Lighting Assessment District No. 1 (referred to as the “East Contra Costa County (ECCC) LLD”) to help augment District funding for the operation, maintenance and servicing of parks and trails in this area. This LLD was formed prior to the passage of Proposition 218, and thus is considered a “grandfathered assessment”. But as required by Proposition 218, 67.8% of voters in the assessment district area in Contra Costa County reaffirmed the continuation of the ECCC LLD in 1996. The assessment amount is \$19.70 per equivalent dwelling unit per year.

Fund 222 – Five Canyon Zone of Benefit No. 1 Fund

The Alameda County Five Canyon Zone of Benefit was established in 1994. There are 1,120 parcels within this zone subject to assessment. The assessment is \$37.10 per year per equivalent dwelling unit.

Fund 223 – Dublin Hills Zone of Benefit No. 2 Fund

The Alameda County Dublin Hills Zone of Benefit was established in 1996 . There are currently 565 assessable parcels in this zone. The assessment is \$26.85 per year per equivalent dwelling unit.

Special Revenue Funds Detail, Continued

	Fund 224		Fund 225		Fund 226		Fund 227	
	Walpert Ridge		San Ramon		Measure CC		Stone Valley	
	Zone of Benefit		Hills Zone of				Zone of Benefit	
			Benefit					
RESOURCES								
Revenues:								
Taxes & Assessments	\$	58,500	\$	4,200	\$	2,915,000	\$	4,500
Interest		2,500		100		25,000		100
Total Revenues		61,000		4,300		2,940,000		4,600
TOTAL RESOURCES	\$	61,000	\$	4,300	\$	2,940,000	\$	4,600
USES								
Expenditures:								
Personnel Services	\$	1,254	\$	13,133	\$	827,471	\$	4,635
Supplies		4,515		664		19,250		630
Services		-		-		32,398		-
Inter-agency Agreements		-		-		100,000		-
Capital Outlay/Equipment		77,280		-		-		-
Total Expenditures		83,049		13,797		979,119		5,265
Other Sources/Uses:								
Transfers Out/(In)		-		-		896,263		-
Fund Balance Inc/(Dec)		(22,049)		(9,497)		1,064,618		(665)
TOTAL USES	\$	61,000	\$	4,300	\$	2,940,000	\$	4,600

Fund 224 – Walpert Ridge Zone of Benefit No. 3 Fund

The Alameda County Walpert Ridge Zone of Benefit was established in 1998. There are 706 assessable parcels in this zone. The assessment is \$119.73 per year per equivalent dwelling unit.

Fund 225 – San Ramon Hills Zone of Benefit No. 4 Fund

The Contra Costa County San Ramon Hills (formerly Thomas Ranch) Zone of Benefit was established in 1999. There are 140 parcels subject to assessment in this zone. The assessment is \$33.57 per year per equivalent dwelling unit.

Fund 226 – Measure CC Fund

The Measure CC Fund is used to account for the special excise tax revenue and appropriations approved by voters in 2004. The purpose of the tax was to raise revenue to fund public access, wildfire protection, public safety and environmental maintenance in the Districts parks and trails within the assessed area. The zone boundaries include the incorporated cities of Alameda, Albany, Berkeley, Emeryville, Oakland and Piedmont, as well as some unincorporated areas of Alameda County. The zone also includes the incorporated cities of Richmond, San Pablo, and El Cerrito, as well as some unincorporated areas of El Sobrante and Kensington in Contra Costa County. The excise tax is \$12.00 per single-family residential parcel and \$8.28 per multi-family unit per year, and will be levied for a 15 years.

The specific projects for which the proceeds of the tax have been deemed necessary are described in the Spending Plan adopted by the Board of Directors on August 3, 2004. Each listed project will require the separate review and approval by the Board of Directors. The Board of Directors holds an annual public hearing on project selections and allocations funded by the Measure CC. Additionally there will be a public accounting of the use of funds during the year, as required by Government Code Section 50075.3.

The 2010 major operating appropriations to be funded with Measure CC resources include:

- Eastshore State Park maintenance and safety
- Oakland Zoo
- Crown Beach-Crab Cove Visitor Center 3 months operating costs
- Martin Luther King Jr. Shoreline public access

The 2010 major 2010 transfers out to capital projects funded with Measure CC resources include:

- Pt. Pinole ADA playground structure
- Wildcat Canyon to Pt. Pinole trail construction

Fund 227 – Stone Valley Zone of Benefit No. 5 Fund

The Contra Costa County Stone Valley Zone of Benefit was established in 2006. There are 39 assessable parcels in this zone. The assessment is \$139.64 per year per equivalent dwelling unit.

Special Revenue Funds Detail, Continued

	Fund 228		Fund 253		Fund 254		Fund 255	
	Sibley Volcanic Zone of Benefit		Gifts Fund		Ardenwood /Coyote Hills Trail		MLK Jr. Intern Program	
RESOURCES								
Revenues:								
Taxes & Assessments	\$	18,300	\$	-	\$	-	\$	-
Interest		200		65,000		10,000		1,000
Total Revenues		18,500		65,000		10,000		11,000
TOTAL RESOURCES	\$	18,500	\$	65,000	\$	10,000	\$	11,000
USES								
Expenditures:								
Personnel Services	\$	9,785	\$	22,217	\$	-	\$	-
Supplies		10,470		34,774		-		-
Services		-		1,500		-		-
Total Expenditures		20,255		58,491		-		-
Other Sources/Uses:								
Transfers Out/(In)		-		-		40,000		-
Fund Balance Inc/(Dec)		(1,755)		6,509		(30,000)		11,000
TOTAL USES	\$	18,500	\$	65,000	\$	10,000	\$	11,000

Fund 228 – Sibley Volcanic Zone of Benefit No. 6 Fund

The Contra Costa County Sibley Volcanic Zone of Benefit was established in 2007. There are 245 units in this zone. The assessment is \$83.08 per year per equivalent dwelling unit.

Fund 253 – Gifts Fund

This fund accounts for gifts made to the District by private parties. The use of gift funds is restricted by the terms of the underlying agreements or conditions related to the gift. There are two major gifts and multiple minor gifts accounted for in this fund. Walpert Ridge/Garin gift has an estimated balance at the end of 2009 of \$1.7 million and is intended as funding source for purchase of specific real property. The Dickson gift has an estimated balance at the end of 2009 of \$.7 million and is used to fund the volunteer trail maintenance program. None of the gifts included in this fund are endowments.

Fund 254 – Ardenwood/Coyote Hills Trail Fund

In 1985 the developers of the Ardenwood Business Park/Coyote Hills project gave the District a sum of money to be used for future maintain of a mini-park strip. In conformity with prior years, the 2010 \$40,000 transfer out of this fund into General Fund is to support a .5 ranger position.

Fund 255 – Martin Luther King, Jr. Intern Program

This fund accounts for the revenues earmarked for awards to individuals or groups to fund community projects related to the ideals of Martin Luther King, Jr.

Special Revenue Funds Detail, Continued

RESOURCES	Fund 257	Fund 258	Fund 270	Total Special Revenue Funds
	Mitigation	Eastshore State Park	Measure WW Local Grants	
Revenues:				
Taxes & Assessments	\$ -	\$ -	\$ -	7,402,700
Charges for Services	-	80,000	-	90,000
Interest	130,000	80,000	-	324,500
Rents and Leases	60,000	-	-	60,000
Total Revenues	190,000	160,000	-	7,877,200
TOTAL RESOURCES	\$ 190,000	\$ 160,000	\$ -	\$ 7,877,200
USES				
Expenditures:				
Personnel Services	\$ 32,444	\$ 33,415	\$ -	4,976,827
Supplies	6,050	1,468	-	227,575
Services	105,200	20,285	-	438,145
Inter-agency Agreements	-	-	9,000,000	9,100,000
Total Expenditures	143,694	55,168	9,000,000	14,819,827
Other Sources/Uses:				
Transfers Out/(In)	130,000	-	(9,000,000)	(7,933,737)
Fund Balance Inc/(Dec)	(83,694)	104,832	-	991,110
TOTAL USES	\$ 190,000	\$ 160,000	\$ -	\$ 7,877,200

Fund 257 – Mitigation Fund

This fund accounts for resources received by the District from mitigation agreements. Expenditure of these funds is restricted by the terms of the agreements. In 2010 the separate agreements accounted for within this special revenue fund will be examined to determine whether they appropriately should be accounted for in a permanent fund, as many of the mitigation agreements are legal endowments. The largest balances in this fund relate to the following resource enhancement project mitigation agreements:

- Ora Loma Marsh-Port of Oakland
- Brushy Peak-Weaver/Republic
- Iron Horse Trail-Walnut Creek

Uses of this fund are typically addressed during the year by separate action of the Board of Directors to amend the budget when a specific project is recommended. In 2010 the budget for Fund 257 includes the transfer of \$40,000 to General Fund to fund resource enhancement and protection projects.

Fund 258 – Eastshore State Park Fund

In 1998 the District (11% property owner) and the State of California (89% property owner) formed a JPA related to Eastshore State Park, which stretches 8.5 miles along the San Francisco Bay shorelines of the cities of Oakland, Emeryville, Berkeley, Albany, and Richmond. The JPA was converted to an operating agreement in 2006, wherein the State authorizes the District to operate, control and maintain Eastshore State Park in conformity with the Eastshore

State Park General Plan adopted by the State in 2002. It is the intent of the Plan that the District use fees generated from the use of the Park, Measure CC funds, grants, donations and other funding sources prior to using the residual funds from the unused remediation deposit towards the future planning, development and operation of the Park. The District reports quarterly to the State Department of Parks & Recreation the revenue and expenditures from the unused remediation deposit account.

Fund 270 – Measure WW Local Grants

25% (\$125 million) of Measure WW proceeds are allocated for use by cities, special park and recreation districts, county service areas and the Oakland Zoo for local park and recreation projects. March, 2009 the first grants, in the on-going annual grant application process, were accepted. Fund 270 has been set up to account for the allocation of the \$125 million, and the reimbursement to local agencies of approved grant expenditures.

Page Intentionally Left Blank

DEBT SERVICE FUNDS

Fund 810 – 2002 Refunding Bonds

Fund 812 – Measure AA Bonds:

**2006 series E,
2006 series F-taxable,
2006 Refunding,
2008 Refunding,
2009 Refunding,
2009 Refunding-taxable**

Fund 813 – Measure WW Bonds:

Series 2009A

The debt service funds are used to account for the collection of resources and payment of interest and principal on the general long-term debt of the District.

Debt Service Funds Year-by-Year Comparison

	2007 ACTUAL	2008 ACTUAL	2009 BUDGET	2010 BUDGET	Change
RESOURCES					
Revenues:					
Taxes & Assessments	\$ 24,342,317	\$ 28,591,391	\$ 29,900,600	\$ 31,595,300	
Interest	718,724	5,173,922	50,000	56,400	
Total Revenues	25,061,041	33,765,314	29,950,600	31,651,700	5.7%
TOTAL RESOURCES	\$ 25,061,041	\$ 33,765,314	\$ 29,950,600	\$ 31,651,700	5.7%
USES					
Expenditures:					
Services	\$ 10,005	\$ 3,724	\$ 90,000	\$ 23,500	
Principal	16,820,000	98,183,019	25,990,000	27,715,000	
Interest	8,825,223	8,783,899	6,148,150	6,928,134	
Total Expenditures	25,655,228	106,970,642	32,228,150	34,666,634	7.6%
Other Sources/Uses:					
Transfers Out/(In)	(1,141,001)	(76,764,200)	(1,198,750)	(1,167,200)	
Fund Balance Inc/(Dec)	546,814	3,558,871	(1,078,800)	(1,847,734)	
TOTAL USES	\$ 25,061,041	\$ 33,765,314	\$ 29,950,600	\$ 31,651,700	5.7%

The above schedule combines several individual funds included in the debt service funds grouping. The following pages provide more detail budget data on each fund. Total debt service schedule for all bonds is also provided.

Debt Service Funds Detail

	Fund 810 2002 Refunding Bonds	Fund 812 Measure AA Bonds	Fund 813 Measure WW Bonds	Total Debt Service Funds
RESOURCES				
Revenues:				
Taxes & Assessments	\$ -	\$ 31,595,300	\$ -	\$ 31,595,300
Interest	56,400	-	-	56,400
Total Revenues	56,400	31,595,300	-	31,651,700
TOTAL RESOURCES	\$ 56,400	\$ 31,595,300	\$ -	\$ 31,651,700
USES				
Expenditures:				
Services	\$ 5,500	\$ 13,500	\$ 4,500	\$ 23,500
Principal	1,040,000	26,675,000	-	27,715,000
Interest	160,100	3,923,597	2,844,437	6,928,134
Total Expenditures	1,205,600	30,612,097	2,848,937	34,666,634
Other Sources/Uses:				
Transfers Out/(In)	(1,149,200)	(13,500)	(4,500)	(1,167,200)
Fund Balance Inc/(Dec)	-	996,703	(2,844,437)	(1,847,734)
TOTAL USES	\$ 56,400	\$ 31,595,300	\$ -	\$ 31,651,700

Fund 810 – 2002 Refunding Bonds Fund

2002 limited obligation refunding bonds were issued in the amount of \$10.605 million to defease outstanding 1993 Limited Obligation Refunding bonds, which refunded the 1988 Promissory Notes. The bonds are limited obligations of the District payable solely from limited ad valorem property taxes levied upon certain taxable property within the District. Current outstanding principal is \$4,450,000. These bonds mature in 2013.

Fund 812 – Measure AA Bonds Fund

Outstanding Measure AA bonds include the following. In all cases the District is empowered, and is externally obligated, to levy ad valorem taxes upon certain property subject to taxation within the District to fund the payment of interest and principal:

- 2006 series E general obligation bonds were issued in the amount of \$15 million. A portion of these bonds were refunded in 2009. The balance remaining is \$11,390,000, with \$10,410,000 principal and \$523,350 interest due in 2010. The bonds mature in 2011.
- 2006 series F-taxable were paid in full in 2009.
- 2006 Refunding general obligation bonds were issued in the amount of \$23.6 million to defease 1998 Series D bonds. A portion of these bonds were refunded in 2009. The balance remaining is \$15,555,000, with \$1,780,000 principal and \$717,200 interest due in 2010. The bonds mature in 2015.

- 2008 Refunding general obligation bonds were issued in the amount of \$75.6 million to defease 1998 Refunding bonds, which, in turn, defeased 1995, 1992 and 1985 issues. A portion of these bonds were refunded in 2009. The balance remaining is \$51,385,000, with \$14,485,000 principal and \$2,186,150 interest due in 2010. The bonds mature in 2018.
- 2009 Refunding general obligation bonds were issued in the amount of \$7.625 million to defease a portion of the 2006 series E, 2006 Refunding, and 2008 Refunding bonds. The balance remaining is \$7,625,000, with no principal and \$250,628 interest due in 2010. The bonds mature in 2013.
- 2009 Refunding-taxable general obligation bonds were issued in the amount of \$12.375 million to defease a portion of the 2006 series E, 2006 Refunding, and 2008 Refunding bonds. This debt has no principal and \$246,269 interest due in 2010. The bonds mature in 2012.
-

Fund 813 – Measure WW Bonds Fund

In November 2008 voters of Contra Costa and Alameda counties approved Measure WW, described as an extension of Measure AA. The extension authorizes the issuance of \$500 million of general obligation bonds. \$125 million (25% of proceeds) are reserved for the local grant program, which will be used to support park and recreations projects by local governmental agencies.

The first Measure WW series was issued in 2009 in the amount of \$80 million. This debt has no principal and \$2,844,437 of interest due in 2010. Interest will be paid out of capitalize interest account related to the debt issuance premium. The District is empowered, and is externally obligated, to levy ad valorem taxes upon certain property subject to taxation within the District to fund the payment of interest and principal:

Debt Service Schedules

The principal and interest on outstanding District bonds is as follows:

2002 Refunding Limited Obligation Bonds			
Year	Principal	Interest	Total
2010	1,040,000	160,100	1,200,100
2011	1,075,000	118,450	1,193,450
2012	1,120,000	73,990	1,193,990
2013	1,215,000	25,515	1,240,515
Total	\$ 4,450,000	\$ 378,055	\$ 4,828,055

Measure AA 2006 Series E Bonds			
Year	Principal	Interest	Total
2010	10,410,000	523,350	10,933,350
2011	980,000	44,100	1,024,100
Total	\$ 11,390,000	\$ 567,450	\$ 11,957,450

Measure AA 2006 Refunding Bonds			
Year	Principal	Interest	Total
2010	1,780,000	717,200	2,497,200
2011	7,790,000	641,550	8,431,550
2012	1,745,000	281,375	2,026,375
2013	1,830,000	202,850	2,032,850
2014	1,175,000	120,500	1,295,500
2015	1,235,000	61,750	1,296,750
Total	\$ 15,555,000	\$ 2,025,225	\$ 17,580,225

Measure AA 2008 Refunding Bonds			
Year	Principal	Interest	Total
2010	14,485,000	2,186,150	16,671,150
2011	14,575,000	1,607,325	16,182,325
2012	3,010,000	1,061,200	4,071,200
2013	3,135,000	935,750	4,070,750
2014	3,280,000	794,000	4,074,000
2015-2019	12,900,000	1,516,500	14,416,500
Total	\$ 51,385,000	\$ 8,100,925	\$ 59,485,925

Debt Service Schedules, continued

Measure WW Series 2009A			
Year	Principal	Interest	Total
2010	-	2,844,437	2,844,437
2011	-	3,230,275	3,230,275
2012	-	3,230,275	3,230,275
2013	-	3,230,275	3,230,275
2014	3,840,000	3,230,275	7,070,275
2015-2019	20,890,000	14,462,950	35,352,950
2020-2024	24,645,000	10,713,250	35,358,250
2025-2029	30,625,000	4,730,800	35,355,800
Total	\$ 80,000,000	\$ 45,672,537	\$ 125,672,537

Measure AA 2009 Refunding Bonds			
Year	Principal	Interest	Total
2010	-	250,628	250,628
2011	-	284,625	284,625
2012	-	284,625	284,625
2013	7,625,000	284,625	7,909,625
Total	\$ 7,625,000	\$ 1,104,503	\$ 8,729,503

Measure AA 2009 Taxable Refunding Bonds			
Year	Principal	Interest	Total
2010	-	246,269	246,269
2011	-	279,675	279,675
2012	12,375,000	279,675	12,654,675
Total	\$ 12,375,000	\$ 805,619	\$ 13,180,619

Grand Total Debt Service			
Year	Principal	Interest	Total
2010	27,715,000	6,928,134	34,643,134
2011	24,420,000	6,206,000	30,626,000
2012	18,250,000	5,211,140	23,461,140
2013	13,805,000	4,679,015	18,484,015
2014	8,295,000	4,144,775	12,439,775
2015-2019	35,025,000	16,041,200	51,066,200
2020-2024	24,645,000	10,713,250	35,358,250
2025-2029	30,625,000	4,730,800	35,355,800
Grand Total	\$ 182,780,000	\$ 58,654,314	\$ 241,434,314

INTERNAL SERVICE FUNDS

Fund 552 – Workers' Compensation

Fund 554 – Major Equipment Replacement

Fund 555 – General Liability

Fund 556 – Employee Benefits

The internal service funds were established to account for special activities and services performed by a designated department for other departments in the District on a cost reimbursement basis.

Internal Service Funds Year-by-Year Comparison

	2007 ACTUAL	2008 ACTUAL	2009 BUDGET	2010 BUDGET	Change
RESOURCES					
Revenues:					
Charges for Services	\$ 3,994,529	\$ 4,102,821	\$ 3,771,884	\$ 7,922,235	
Miscellaneous	517,496	114,679	26,207	10,000	
Total Revenues	4,512,025	4,217,500	3,798,091	7,932,235	108.8%
TOTAL RESOURCES	\$ 4,512,025	\$ 4,217,500	\$ 3,798,091	\$ 7,932,235	108.8%
USES					
Expenditures:					
Personnel Services	\$ 228,652	\$ 263,765	\$ 313,972	\$ 3,731,769	
Supplies	38	-	-	2,524	
Services	4,622,727	2,761,692	3,739,998	3,650,241	
Capital Outlay/Equipment	-	-	600,000	1,012,000	
Total Expenditures	4,851,417	3,025,457	4,653,970	8,396,534	80.4%
Other Sources/Uses:					
Transfers Out/(In)	-	-	-	-	
Net Asset Inc/(Dec)	(339,392)	1,192,043	(855,879)	(464,299)	
TOTAL USES	\$ 4,512,025	\$ 4,217,500	\$ 3,798,091	\$ 7,932,235	108.8%

The above schedule combines several individual funds included in the Internal Service Funds grouping. The following pages provide more detail budget data on each fund.

Internal Service Funds Detail

	Fund 552	Fund 554	Fund 555	Fund 556	Total Internal
	Workers'	Major	General	Employee	Service
	Compensation	Equipment	Liability	Benefits	Funds
RESOURCES					
Revenues:					
Taxes & Assessments	-	-	-	-	-
Charges for Services	2,727,000	906,535	1,444,500	2,844,200	7,922,235
Miscellaneous	\$ -	\$ -	\$ 10,000	\$ -	\$ 10,000.00
Total Revenues	2,727,000	906,535	1,454,500	2,844,200	7,932,235
TOTAL RESOURCES	\$ 2,727,000	\$ 906,535	\$ 1,454,500	\$ 2,844,200	\$ 7,932,235
USES					
Expenditures:					
Personnel Services	\$ 607,057	\$ -	\$ 286,512	\$ 2,838,200	\$ 3,731,769
Supplies	-	-	2,524	-	2,524
Services	2,482,205	-	1,162,036	6,000	3,650,241
Capital Outlay/Equipment	-	1,012,000	-	-	1,012,000
Total Expenditures	3,089,262	1,012,000	1,451,072	2,844,200	8,396,534
Other Sources/Uses:					
Transfers Out/(In)	-	-	-	-	-
Net Asset Inc/(Dec)	(362,262)	(105,465)	3,428	-	(464,299)
TOTAL USES	\$ 2,727,000	\$ 906,535	\$ 1,454,500	\$ 2,844,200	\$ 7,932,235

Fund 552 - Workers' Compensation Fund

This fund accounts for Workers' Compensation claims, administrative costs, insurance premiums, staffing as needed temporarily replace injured workers, and personnel costs of related to the administration of this fund. \$2.7 million is the estimated payroll charges to be collected during 2010 to fund this activity. Revenue varies depending on actual wages paid. Net assets are used as a funding source in 2010. If necessary the worker's compensation rate charged via payroll will be increased in 2011.

Fund 554 – Major Equipment Replacement Fund

This fund accounts for the purchase of replacement for large items of equipment generally over \$50,000 in value, such as fire suppression apparatus, helicopters and heavy machinery. The annual purchases are based upon a long-term schedule of equipment eligible for replacement in this fund. The \$900,000 budgeted revenue is received from divisions with eligible equipment. Cost of their equipment is amortized over its useful life and charged annually, in advance, to ensure adequate resources to fund replacement equipment purchases as scheduled. The corresponding appropriation in the General Fund is a component of intra-District charges. Net assets are used as a funding source in 2010.

Fund 555 – General Liability Fund

This fund accounts for the payment of the District’s insurance premiums, general liability claims and related legal expenses. Additionally, personnel costs related to the administration of this fund are included in appropriations. Intra-District charges are allocated to each division to support this fund’s activity. Currently the charges are allocated based upon each division’s percent of total General Fund budget. Charges for service revenue are budgeted to cover appropriations on an annual basis.

Fund 556 – Employee Benefit Fund

This fund was instituted for the 2010 budget. It has been allocated the benefit costs previously appropriated in General Fund non-departmental, such as EBRPD Retirement Plan costs, and vacation payouts. Charges to divisions are generated through payroll based charges and intra-District charges (allocated to divisions based upon the number of employees compared to total District staff). In future, this fund will be expanded to include more employee benefit charges.

Allocation of Intra-District Charges by Division

	Fund 552	Fund 554	Fund 555	Fund 556	Internal
	Workers'	Major	General	Employee	Service
Intra-District Charges	Compensation	Equipment	Liability	Benefits	Funds
Payroll Generated	\$ 2,727,000	\$ -	\$ -	\$ 404,200	\$ 3,131,200
Legislative/Executive	-	-	33,200	19,000	52,200
Finance/Management Services	-	64,367	98,900	99,900	263,167
Human Resources	-	-	26,100	32,800	58,900
Land	-	-	91,500	44,000	135,500
Legal	-	-	40,300	22,600	62,900
Operations	-	259,343	685,700	1,016,900	1,961,943
Plan./Stew./Develop.	-	4,267	154,800	133,100	292,167
Public Affairs	-	-	37,500	38,000	75,500
Public Safety	-	578,558	276,500	1,033,700	1,888,758
Total Intra-District Charges	\$ 2,727,000	\$ 906,535	\$ 1,444,500	\$ 2,844,200	\$ 7,922,235

Workers’ compensation is charged through payroll and the charges are included in each divisions’, departments’, unit’s personal costs.

Major Equipment Replacement is charged at the department level.

General Liability is allocated and charge at the division administration level.

Employee benefits are charged both through payroll and via allocation at the division administration level.

CAPITAL PROJECTS FUNDS

Fund 333 – Capital Project Fund

Fund 335 – Measure AA Bond Proceeds

Fund 336 – Other Than Assets (OTA) Project Fund

Fund 337 Measure WW Bond Proceeds

Capital projects are major improvements undertaken by the District that are generally not recurring. Capital projects can be funded by a variety of revenue sources, including grants, Measure AA bond proceeds, Measure WW bond proceeds, Measure CC excise tax, and the District's General Fund. New appropriations for the Capital Projects Funds for 2010 total \$41 million. The large increase from the prior years is due to the availability of Measure WW bond proceeds.

Detailed schedules are provided in Section C of the budget.

Capital Projects Funds Year-by-Year Comparison

	2007 ACTUAL	2008 ACTUAL	2009 BUDGET	2010 BUDGET	Change
RESOURCES					
Revenues:					
Charges for Services	\$ 17,269	\$ 113,842	\$ -	\$ -	
Interest	1,943,090	1,038,382	100,000	1,300,000	
Rents and Leases	2,891	9,387	-	-	
Miscellaneous	16,243,250	7,797,211	-	291,891	
Total Revenues	18,206,500	8,958,821	100,000	1,591,891	1491.9%
Other Resources:					
Bond Proceeds	3,558,000	-	3,095,000	-	
TOTAL RESOURCES	\$ 21,764,500	\$ 8,958,821	\$ 3,195,000	\$ 1,591,891	-50.2%
USES					
Expenditures:					
Personnel Services	\$ 2,516,787	\$ 2,279,756	\$ 5,385,734	\$ 5,014,277	
Supplies	367,176	331,840	62,000	-	
Services	3,726,635	3,607,232	2,249,910	714,717	
Inter-agency Agreements	-	101,627	-	-	
Capital Outlay/Equipment	16,586,254	18,940,572	8,579,320	35,526,410	
Total Expenditures	23,196,853	25,261,027	16,276,964	41,255,404	153.5%
Other Sources/Uses:					
Transfers Out/(In)	(11,669,187)	(13,208,081)	(9,467,783)	4,280,222	
Fund Balance Inc/(Dec)	10,236,834	(3,094,125)	(3,614,181)	(43,943,735)	
TOTAL USES	\$ 21,764,500	\$ 8,958,821	\$ 3,195,000	\$ 1,591,891	-50.2%

The above schedule combines several individual funds included in the Capital Projects Funds grouping. The following pages provide more detail budget data on each fund.

Capital Projects Funds Detail

	Fund 333 Capital Projects Fund	Fund 335 Measure AA Bond Proceeds	Fund 336 OTA Projects Fund	Fund 337 Measure WW Bond Proceeds	Total Capital Project Funds
RESOURCES					
Revenues:					
Interest	\$ -	\$ 300,000	\$ -	\$ 1,000,000	\$ 1,300,000
Miscellaneous	-	-	291,891	-	291,891
Total Revenues	-	300,000	291,891	1,000,000	1,591,891
TOTAL RESOURCES	\$ -	\$ 300,000	\$ 291,891	\$ 1,000,000	\$ 1,591,891
USES					
Expenditures:					
Personnel Services	\$ 1,504,891	\$ -	\$ 3,509,386	\$ -	\$ 5,014,277
Services	-	-	714,717	-	714,717
Capital Outlay/Equipment	35,476,030	-	50,380	-	35,526,410
Total Expenditures	36,980,921	-	4,274,483	-	41,255,404
Other Sources/Uses:					
Transfers Out/(In)	(34,647,410)	18,736,081	(4,128,449)	24,320,000	4,280,222
Fund Balance Inc/(Dec)	(2,333,511)	(18,436,081)	145,857	(23,320,000)	(43,943,735)
TOTAL USES	\$ -	\$ 300,000	\$ 291,891	\$ 1,000,000	\$ 1,591,891

Fund 333 – Capital Projects Fund

This fund accounts for acquisition of land for parks, land and rights of way for trails, capital outlays and to develop and improve parks and trails. New appropriations in 2010 total \$37 million, which has increased significantly from 2009 appropriations due to availability of Measure WW funds.

Fund 335 – Measure AA Bond Proceeds

When Measure AA bonds were issued, the project proceeds were posted to fund 335. As they are required for capital and OTA projects, the proceeds are transferred out of fund 335 into fund 333 or fund 336. Beginning in 2010 these transfers will be labeled capital (as opposed to operating) transfers of bond interest or bond principal.

Fund 336 – OTA Projects Fund

This Other Than Assets (OTA) Fund accounts for multi-year programs and projects, including projects which improve existing District facilities, projects related to large-scale maintenance, project feasibility or land studies, and other multi-year projects and programs which do not meet the District’s asset capitalization limit. In 2010 new appropriations for the OTA fund totals \$4 million and include Fuel Management, Pavement Maintenance, ADA Improvements, Quagga Mussel Inspection, and District Wide Preliminary Design costs.

Fund 337 – Measure WW Bond Proceeds

The first series of Measure WW bonds were issued in 2009. The project proceeds were posted to fund 337. As they are required for the local grant program, capital and OTA projects, the proceeds will be transferred out of fund 337 into funds 270, 333 or 336. Beginning in 2010 these transfers will be labeled capital (as opposed to operating) transfers of bond interest or bond principal.

Summary of 2010 Project Budget Appropriations

Project Description	[-----District-----]				Total
	Grants and Other	Measure AA/ WW Bonds	Measure CC	General Fund	
MLK Jr Tidewater Improvements Phase 2			21,329		21,329
Computer Network Infrastructure				146,000	146,000
Wetland Trail Development			150,000		150,000
Breuner Marsh Restoration	125,000	100,000			225,000
Wildcat/Alvarado Toilet & Sewer Improvements			9,000		9,000
Point Pinole ADA Play Structure			140,000		140,000
Stonebrae Property		5,000			5,000
Future Preliminary Acquisitions	1,000,000	33,557,081			34,557,081
Future Preliminary Acquisition Studies	25,000	394,000			419,000
District Wide Paved Roads & Trails				100,000	100,000
District Wide Whole Park Access				100,000	100,000
District Wide Whole Park Access A1 Priorities				300,000	300,000
District Wide Whole Park Access A3 & A4				100,000	100,000
Fire Reduction EIR				20,000	20,000
District Wide Fuels & Fire Management				100,000	100,000
District Wide Voice/Data Wiring				42,000	42,000
District Wide Telephone Replacement				12,000	12,000
District Wide Update Master Plan				75,000	75,000
District Wide Preliminary Design Project				2,548,063	2,548,063
Quagga Mussel Response	291,891			85,452	377,343
Hayward Shoreline Spartina Control			4,738		4,738
Point Pinole Black Rail Bird Habitat			34,000		34,000
Chabot Fuel Break Management			80,000		80,000
Chabot Fuel Break Management			60,000		60,000
Sibley/Claremont Fuel Management			65,000		65,000
Redwood Fuel Management			40,314		40,314
Wildcat/Alvarado Fuel Management			47,741		47,741
Wildcat/Alvarado Fuel Management			90,000		90,000
Claremont Cyn Whipsnake Monitoring			25,000		25,000
Crown Beach Replace Picnic Tables			25,000		25,000
MLK Jr Oakland Sports Field Fence			654		654
Brooks Island Enhance Tern Nesting*			10,000		10,000
Point Pinole Restore Grassland & Plants			6,000		6,000
Wildcat/Alvarado Watershed Sediment Study			24,700		24,700
Bort Meadows Install Vault Toilets*			50,000		50,000
Temescal Sealcoat Parking Lot*			12,787		12,787
Redwood Fuel Tank Remediation				70,000	70,000
Totals	\$ 1,441,891	\$ 34,056,081	\$ 896,263	\$ 3,698,515	\$ 40,092,750

Note: Projects that end in an asterisk *, are new this year.

The "Other" category may include transfers from the Mitigation Fund, assistance from the Regional Parks Foundation, or private parties.

Appropriated Fund Transfers

To Fund	From Fund	Amount	Purpose	
General Fund	Ardenwood/Coyote Hills Trail	\$ 40,000	Augment Coyote Hills Pk Budget	
	Mitigation Fund	5,000	Morgan Territory Feral Pig Control	
		<u>45,000</u>		
Meas WW Local Grant Fund	Meas WW Project Fund	9,000,000	WW Local Grants	
Capital Improv Projects Fund	General Fund	146,000	Computer Network Infrastructure	
	Measure CC Fund	21,329	MLK Jr Tidewater Improv Ph 2	
		150,000	Wetland Trail Development	
		9,000	Wildcat/Alvarado Toilet/Sewer Improv	
		140,000	Point Pinole ADA Play Structure	
	Mitigation Fund	125,000	Breuner Marsh Restoration	
	Meas AA Project Fund	5,000	Stonebrae Property	
		18,557,081	Future Preliminary Acquisitions	
		174,000	Future Preliminary Acquisition St	
	Meas WW Project Fund	100,000	Breuner Marsh Restoration	
	15,000,000	Future Preliminary Acquisitions		
	<u>220,000</u>	Future Preliminary Acquisition St		
		<u>34,647,410</u>		
Other Than Assets Fund	General Fund	100,000	District Wide Paved Roads & Trails	
		100,000	District Wide Whole Park Access	
		300,000	District Wide Whole Park Access A1	
		100,000	District Wide Whole Park Access A3/A4	
		20,000	Fire Reduction EIR	
		100,000	District Wide Fuels & Fire Mgt	
		42,000	District Wide Voice/Data Wiring	
		12,000	District Wide Telephone Replacement	
		75,000	District Wide Update Master Plan	
		2,548,063	District Wide Preliminary Design Proj	
		85,452	Quagga Mussel Response	
		70,000	Redwood Fuel Tank Remediation	
		Measure CC Fund	4,738	Hayward Shoreline Spartina Control
			34,000	Point Pinole Black Rail Bird Habitat
			80,000	Chabot Fuel Break Mgt
			60,000	Chabot Fuel Break Mgt
			65,000	Sibley/Claremont Fuel Mgt
			40,314	Sibley/Claremont Fuel Mgt
			47,741	Wildcat/Alvarado Fuel Mgt
			90,000	Wildcat/Alvarado Fuel Mgt
			25,000	Claremont Cyn Whipsnake Monitor
			25,000	Crown Beach Replace Picnic Tables
			654	MLK Jr Oakland Sports Field Fence
			10,000	Brooks Island Enhance Tern Nesting*
			6,000	Pt Pinole Restore Grassland/ Plants
			24,700	Wildcat/Alvarado Wtrshed Sediment St
			50,000	Bort Meadows Install Vault Toilets*
	<u>12,787</u>	Temescal Sealcoat Parking Lot*		
		<u>4,128,449</u>		
2002 Refunding Debt Svc Fund	General Fund	1,149,200	Debt Service	
Meas AA Debt Svc Fund	General Fund	13,500	Debt Service	
Meas WW Debt Svc Fund	General Fund	4,500	Debt Service	
Total All Transfers In		<u>\$ 48,988,059</u>		

BUDGET OVERVIEW

BUDGET TRANSFERS

From Fund	To Fund	Amount	Purpose
General Fund	Capital Improv Projects Fund	\$ 146,000	Computer Network Infrastructure
	Other Than Assets Fund	100,000	District Wide Paved Roads & Trails
		100,000	District Wide Whole Park Access
		300,000	District Wide Whole Park Access A1
		100,000	District Wide Whole Park Access A3/A4
		20,000	Fire Reduction EIR
		100,000	District Wide Fuels & Fire Mgt
		42,000	District Wide Voice/Data Wiring
		12,000	District Wide Telephone Replacement
		75,000	District Wide Update Master Plan
		2,548,063	District Wide Preliminary Design Project
		85,452	Quagga Mussel Response
		70,000	Redwood Fuel Tank Remediation
		1,149,200	Debt Service Fees
		13,500	Debt Service Fees
	4,500	Debt Service Fees	
	<u>4,865,715</u>		
Measure CC Fund	Capital Improv Projects Fund	21,329	MLK Jr Tidewater Improvements Ph 2
		150,000	Wetland Trail Development
		9,000	Wildcat/Alvarado Toilet & Sewer Improv
		140,000	Point Pinole ADA Play Structure
	Other Than Assets Fund	4,738	Hayward Shoreline Spartina Control
		34,000	Point Pinole Black Rail Bird Habitat
		80,000	Chabot Fuel Break Mgt
		60,000	Chabot Fuel Break Mgt
		65,000	Sibley/Claremont Fuel Mgt
		40,314	Sibley/Claremont Fuel Mgt
		47,741	Wildcat/Alvarado Fuel Mgt
		90,000	Wildcat/Alvarado Fuel Mgt
		25,000	Claremont Cyn Whipsnake Monitoring
		25,000	Crown Beach Replace Picnic Tables
		654	MLK Jr Oakland Sports Field Fence
		10,000	Brooks Island Enhance Tern Nesting*
		6,000	Point Pinole Restore Grassland/ Plants
		24,700	Wildcat/Alvarado Wtrshed Sediment St
		50,000	Bort Meadows Install Vault Toilets*
		12,787	Temescal Sealcoat Parking Lot*
	<u>896,263</u>		
Ardenwood/Coyote Hills	General Fund	40,000	Augment Coyote Hills Pk Budget
Mitigation Fund	General Fund	5,000	Morgan Territory Feral Pig Control
	Capital Improv Projects Fund	125,000	Breuner Marsh Restoration
		<u>130,000</u>	
Meas AA Project Fund	Capital Improv Projects Fund	5,000	Stonebrae Property
		18,557,081	Future Preliminary Acquisitions
		174,000	Future Preliminary Acquisition St
		<u>18,736,081</u>	
Meas WW Project Fund	Meas WW Local Grant Fund	9,000,000	WW Local Grants
	Capital Improv Projects Fund	100,000	Breuner Marsh Restoration
		15,000,000	Future Preliminary Acquisitions
		220,000	Future Preliminary Acquisition St
		<u>24,320,000</u>	
Total All Transfers Out	Total All Transfers Out	\$ 48,988,059	

BUDGET OVERVIEW

FUND BALANCES

FUND GROUPS	ESTIMATED BEGIN FUND BALANCE/NET ASSETS	2010 SOURCES	2010 USES	PROJECTED END FUND BALANCE/NET ASSETS	PROJECTED FUND BALANCE/NET ASSET CHANGE
General Fund:					
Reserved for Encumbrances	\$ 1,962,000	\$ -	\$ -	\$ 1,962,000	\$ -
Reserved for Consumable Supplies	415,000	-	-	415,000	-
Reserved for Prepaid Expenditures	20,000	-	-	20,000	-
Designated for Economic Uncertainty	9,574,000	-	-	9,574,000	-
Designated for Disaster Recovery	1,410,000	-	-	1,410,000	-
Designated for EBMLD Vehicles	149,000	-	-	149,000	-
Designated for Election Costs	651,000	-	-	651,000	-
Designated for Unrealized Gain GASB 31	2,956,000	-	-	2,956,000	-
Unreserved/Undesignated	57,622,000	102,797,036	(102,767,534)	57,651,502	29,502
General Fund Total	\$ 74,759,000	\$ 102,797,036	\$ (102,767,534)	\$ 74,788,502	\$ 29,502
Special Revenue Funds:					
220 Two County LLD	\$ 500,000	\$ 3,725,000	\$ (3,724,265)	\$ 500,735	\$ 735
221 East Contra Costa County LLD	600,000	634,000	(683,712)	550,288	(49,712)
222 Five Canyon ZB	40,000	38,300	(44,753)	33,547	(6,453)
223 Dublin Hills ZB	20,000	15,500	(8,259)	27,241	7,241
224 Walpert Ridge ZB	30,000	61,000	(83,049)	7,951	(22,049)
225 Thomas Ranch ZB	50,000	4,300	(13,797)	40,503	(9,497)
226 Measure CC	1,500,000	2,940,000	(1,875,382)	2,564,618	1,064,618
227 Stone Valley ZB	10,000	4,600	(5,265)	9,335	(665)
228 Sibley Volcanic ZB	40,000	18,500	(20,255)	38,245	(1,755)
253 Gifts/Dickson	3,200,000	65,000	(58,491)	3,206,509	6,509
254 Ardenwood/Coyote Hills Trail	300,000	10,000	(40,000)	270,000	(30,000)
255 MLK Jr. Intern Program	60,000	11,000	-	71,000	11,000
257 Mitigation	7,400,000	190,000	(273,694)	7,316,306	(83,694)
258 Eastshore State Park	3,000,000	160,000	(55,168)	3,104,832	104,832
270 Measure WW Local Grant	-	9,000,000	(9,000,000)	-	-
Special Revenue Funds Total	\$ 16,750,000	\$ 16,877,200	\$ (15,886,090)	\$ 17,741,110	\$ 991,110
Debt Service Funds:					
810 2002 Refunding Bonds	\$ -	\$ 1,205,600	\$ (1,205,600)	\$ -	\$ -
812 Measure AA Bonds	17,000,000	31,608,800	(30,612,097)	17,996,703	996,703
813 Measure WW Bonds	7,522,000	4,500	(2,848,937)	4,677,563	(2,844,437)
Debt Service Funds Total	\$ 24,522,000	\$ 32,818,900	\$ (34,666,634)	\$ 22,674,266	\$ (1,847,734)
Internal Service Funds:					
552 Workers' Compensation Fund	\$ 1,500,000	\$ 2,727,000	\$ (3,089,262)	\$ 1,137,738	\$ (362,262)
554 Major Equipment Replacement	8,000,000	906,535	(1,012,000)	7,894,535	(105,465)
555 General Liability Fund	500,000	1,454,500	(1,451,072)	503,428	3,428
556 Employee Benefits	-	2,844,200	(2,844,200)	-	-
Internal Service Funds Total	\$ 10,000,000	\$ 7,932,235	\$ (8,396,534)	\$ 9,535,701	\$ (464,299)
Capital Projects Funds:					
333 Capital Projects Fund	\$ 26,719,150	\$ 34,647,410	\$ (35,955,921)	\$ 25,410,639	\$ (1,308,511)
Designated for Land Acquisitions	5,900,606	-	(1,025,000)	4,875,606	\$ (1,025,000)
Designated for Fire Claims Recovery	380,245	-	-	380,245	\$ -
335 Measure AA Bond Proceeds	33,000,000	300,000	(18,736,081)	14,563,919	(18,436,081)
336 OTA Projects Fund	5,621,000	4,420,340	(4,274,483)	5,766,857	145,857
337 Measure WW Bond Proceeds	80,000,000	\$ 1,000,000	(24,320,000)	56,680,000	(23,320,000)
Capital Projects Funds Total	\$ 151,621,000	\$ 40,367,750	\$ (84,311,485)	\$ 107,677,265	\$ (43,943,735)
GRAND TOTAL	\$ 277,652,000.00	\$ 200,793,121.00	\$ (246,028,277.00)	\$ 232,416,844.00	\$ (45,235,156.00)

SECTION C
CAPITAL IMPROVEMENT PLAN

Page Intentionally Left Blank

GUIDE TO 2010 CAPITAL BUDGET SCHEDULES

The Capital Improvement Program (CIP) is the District's comprehensive multi-year plan for the development of the District's facilities, land acquisition, improvements and major equipment. The CIP outlines the projects that are expected to take place over the next five years. Capital projects usually involve high costs, take a year or more to complete, are funded from multiple sources, and may result in the creation of a capital asset.

The process of CIP preparation begins in March with the first of four workshops held with the Board of Directors. The workshops help direct key District staff on the CIP priorities of the Board of Directors. CIP proposals are developed by District staff to address these priorities while working within the available resources of operating funds that will be required to operate parks and facilities when completed.

Capital Projects Defined

Capital projects, as defined in the District's Capital Asset Policy, are major improvements, with a useful life greater than one year and a cost greater than the capitalization limit, and include:

- Land acquisition,
- Construction of new buildings, parks or facilities, including engineering, design and other pre-construction costs, with an estimated cost in excess of \$100,000,
- Major maintenance project with an estimated cost in excess of \$100,000 and extends the life of the asset.

Other Than Assets (OTA) Projects Defined

OTA projects are those District endeavors, which are not normal operating expenditures, are multi-year and which do not result in a capital asset, as defined in the District's Capital Asset Policy. An example of this type of project is a study of plants or animals, or the clearing of vegetation to create a fire fuel break.

Active Projects Schedule

The Active Projects Schedule lists projects alphabetically by park or location, and then by a six digit project number. This number begins with a "1", "2" or "5" to distinguish the type of project as being one of the following:

1xxxxx	Development or Infrastructure
2xxxxx	Land Acquisition or Safety & Security
5xxxxx	OTA project or maintenance

The column headings used in the Active Projects Schedule are described below:

Type

All projects are assigned to a "type" that describes the purpose of the project:

- **General** - General projects include District-wide projects that benefit more than one park, location, or department. Examples include large equipment purchases, computer systems, generators, radio communication systems, etc.
- **Infrastructure** - Infrastructure projects maintain, remodel or expand facilities, or add or repair utilities. Planning, engineering and inspection costs are included.

GUIDE TO 2010 CAPITAL BUDGET SCHEDULES

- **Public Access** – Public access projects generally improve the usage and availability of park facilities for park users. These projects include:
 - construction of new facilities for the delivery of services,
 - improvement and development of park land,
 - access for new and expanded facilities,
 - construction of restrooms and sewer systems for public use,
 - landscaping,
 - improvements,
 - trail development and staging areas,
 - interpretive exhibits and centers,
 - disabled access, and
 - camping facilities, etc.

- **Resource Protection** - Projects within this category are oriented towards natural, cultural and historical resources and habitat conservation. Examples include wetlands rehabilitation, shoreline protection, riparian corridor protection and replacement of ponds, etc.

- **Land Acquisition** – Purchase of real property which preserves open space, provides trail right of way, creates new parklands, and/or extends the boundaries of existing parks are included in this category.

- **Safety and Security** - Safety projects associated with the initial acquisition of property are included in this category and are comprised of projects such as:
 - actions that are required to minimize safety hazards,
 - projects that protect District assets,
 - actions that secure the property from trespass, and
 - projects that allow the land to be efficiently held in land-bank status, until land use planning and park development can take place.

Future Operating Costs

The Active Project Schedule includes anticipated changes to future operating costs, (referred to as pipeline costs by District staff). During the project's planning stages, District staff estimate future operating costs related to the project. Pipeline costs are tracked and updated as the project nears completion. District operating costs may increase, or, decrease because of a completed project, but are only tracked and reported if staff has a reliable means to measure the anticipated change.

The Active Project Schedule detail lists pipeline costs that will require funding within the timeframe of the five-year capital improvement program budget. The pipeline detail includes:

- The anticipated first year of operation, which may fall between 2009 and 2013,
- The operating fund source, which could include the General Fund, Lighting and Landscape Districts, Measure CC, and donations from other local governments, businesses, or, recreation groups,
- New revenue, if significant,
- Start-up costs, which may include vehicles, office, or, maintenance equipment,

GUIDE TO 2010 CAPITAL BUDGET SCHEDULES

- Personnel, new staffing required, reported as a percentage of FTE (full time equivalents), which may include a combination of Operations, Public Safety or Maintenance employees, and
- Annual operating costs, which include estimated recurring costs associated with staff and maintenance of the new facility.

In many cases, project improvements are to be maintained by existing staff, with no significant change to the associated park's operating budget. In that case, no future operating costs are reported with the project detail.

Funding Source:

Projects can be funded by a variety of revenue sources. A single project may have multiple funding sources. 2010 active projects include 80 different funding sources. The sources that provide the greatest percentage of project funding are described below:

- **General Fund** - Revenues received in the District's General Fund are appropriated to a specific project. District revenues are mainly derived from property taxes and usage fees.
- **Grants** - Funding from another government agency received by the District, which are granted for a specific project. Specified uses, deadlines and matching fund requirements may vary. Four large state grants dominate our grant funding sources. A description of those grants follows:
 - **Park & Rec Prop 12 RZH Per Capita** – Roberti-Z'berg-Harris Urban Open Space and Recreation Grant Program, issued by the State of California Department of Parks and Recreation on July 1, 2001. These funds are for the acquisition and or development of high priority projects that satisfy the most urgent park and recreation needs, with emphasis on unmet needs in the most heavily populated and most economically disadvantaged areas with each jurisdiction. Projects funded by this grant must be completed by June 30, 2009. Total grant may not exceed \$4,402,775.
 - **Park & Rec Prop 40 Per Capita**– Issued by the State of California, Department of Parks and Recreation, the 2002 Resources Bond Act Per Capita Grant Program was awarded July 1, 2003 and the project performance period ends June 30, 2011. These funds are for the acquisition and development of neighborhood, community and regional parks and recreation lands and facilities. Total grant may not exceed: \$6,723,000.
 - **Park & Rec Prop 40 RZH Per Capita** – 2002 Resources Bond Act Roberti-Z'berg-Harris Block Grant Program. The project performance period is from July 1, 2003 thru June 30, 2011. These funds are for high priority projects that satisfy the most urgent park and recreation needs, with emphasis on unmet needs in the most heavily populated and most economically disadvantaged areas within each jurisdiction. Total grant may not exceed: \$4,515,460.
 - **Park & Rec Urban Park Act** – California voters passed Proposition 40, the California Clean Water, Clean Air, Safe Neighborhood Parks, and Coastal Protection Act of 2002 that authorized a program administered by the California Department of Parks and Recreation to fund grants through the Urban Park Act.

GUIDE TO 2010 CAPITAL BUDGET SCHEDULES

The grant funds are allocated on competitive basis for areas that have a critical lack of parks and open space, shortage of youth services, significant poverty and unemployment. The project performance period is from July 1, 2003 to June 30, 2011. Total grant may not exceed: \$6,000,000.

- **Measure AA Project Funds** - In 1988 voters approved a \$225 million bond initiative to fund major improvements and acquire additional park property. The District has issued all \$225 million of the authorized amount. The remaining bond proceeds will continue to be used to fund the remaining Measure AA projects.
- **Measure AA Bond Interest** – Interest earned on bond proceeds is appropriated and used to fund projects, according to the schedule approved by the Board of Directors.
- **Measure CC Excise Tax** - In 2004, voters passed Measure CC, a excise tax to fund specific capital and OTA projects. Refer to the Measure CC Adopted Spending Plan, included in this section, for a list of approved projects and the timeframe for completion.
- **Measure WW Project Funds** – In 2008 voters approved a \$500 million bond initiative. \$375 million (75%) of Measure WW will fund the District’s major improvement initiatives and the acquisition of additional park property. \$125 million (25%) will fund local agency projects through the Local Grant Program.
- **Resource Enhancement Program** - Funds acquired through donation or mitigation processes, used specifically to meet the District mission to support and protect special status plant and animal species and their unique habitats are used for projects which meet specific program criteria.

Budget at 12/31/2009

The year to date (YTD) budget amount is the sum of the prior year(s) appropriations and budget adjustments.

2010 Appropriations

This amount is the capital improvement budget appropriated in 2010 for new projects or additional funding for existing projects.

Total Budget

This amount represents the total budget available to the project as of January 1, 2010. It is made up of the budget at 12/31/2009 plus any 2010 appropriation.

Expend to Date (Expenditures to Date)

This amount represents the total actual expenditures plus encumbrances, posted to the project, through December 31, 2009.

Five-Year Expenditure Plan

This is an estimate of project expenditures planned over the next five year period. The estimates are prepared by the project coordinators, who are responsible for project management. This information is useful in cash flow planning, District staff time planning, and the allocation of other resources. The five year projections are reviewed annually and updated accordingly.

GUIDE TO 2010 CAPITAL BUDGET SCHEDULES

Other Capital Schedules:

Local AA Grant Program – An important component of the Measure AA Program was the provision of grants to other local agencies for park and recreation purposes. Of the allocations made to these jurisdictions, only \$210,099 remains to be disbursed. The 2010 budget appropriates this amount in anticipation of the remaining agencies completing projects and claiming the funds.

Local WW Grant Program – \$125 million (25%) of Measure WW bond initiative will fund cities, special parks and recreation districts, county service areas, and the Oakland Zoo projects.

Measure CC Spending Plan – The specific projects for which the Measure CC tax have been deemed necessary are described in the Spending Plan Schedule adopted by the Board of Directors on August 3, 2004. Approval of the tax was not the equivalent of approval of any specific project listed, and is not a guarantee that every project listed will be undertaken and completed in the time frame provided in the Spending Plan. The Board of Directors holds an annual public hearing on project selections and allocations funded by the Measure CC.

2010 Inactive Projects – Projects with no planned expenditure in 2010. Often these projects are awaiting resolution of funding and may be closed in a future budget period.

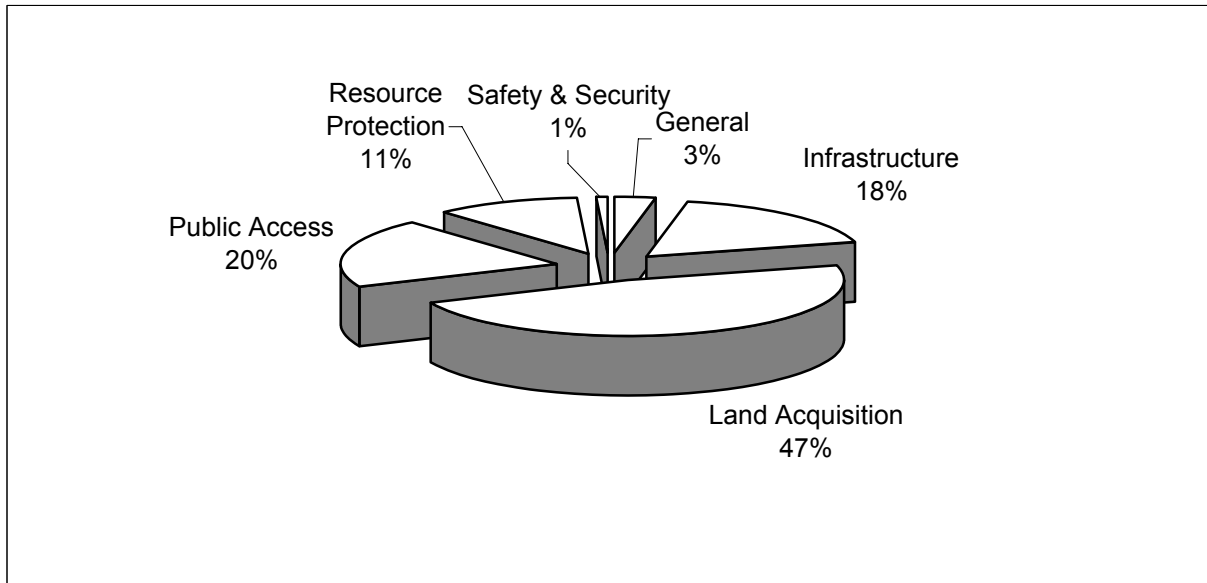
Summary of Active Project Budgets by Type

Type:	Budget at 12/31/2009	2010 Approp	Total Budget	% of Active Projects
General	5,859,124	146,000	6,005,124	3.04%
Infrastructure	32,453,689	2,938,850	35,392,539	17.92%
Land Acquisition	58,367,268	34,981,081	93,348,349	47.25%
Public Access	38,854,276	746,329	39,600,605	20.05%
Resource Protection	20,022,846	1,280,490	21,303,336	10.78%
Safety & Security	1,892,767	-	1,892,767	0.96%
	157,449,970	40,092,750	197,542,720	100.00%

Summary of Active Project Budgets by Type - Five Year Planned Expenditures

Type:	Expend to Date	2010	2011	2012	2013/2014
General	4,123,130	1,445,740	274,833	150,000	11,421
Infrastructure	18,349,908	11,920,460	2,804,682	1,461,886	855,603
Land Acquisition	27,687,068	65,661,281	-	-	-
Public Access	26,336,519	8,859,348	2,451,815	1,951,673	1,250
Resource Protection	16,240,937	3,526,282	966,590	432,438	137,089
Safety & Security	611,227	1,281,540	-	-	-
	93,348,789	92,694,651	6,497,920	3,995,997	1,005,363

Active Project Budgets by Type



2010-2014 CAPITAL PROJECTS

PROJECT SUMMARIES

Summary of Active Project Budgets by Location

Location:	Budget at 12/31/2009	2010 Approp	Total Budget	% Active Projects
Alameda Shoreline (Naval Station)	561,858	0	561,858	0.28 %
Alvarado Wetlands	185,500	0	185,500	0.09 %
Anthony Chabot Regional Park	533,098	190,000	723,098	0.36 %
Ardenwood Regional Preserve	120,000	0	120,000	0.06 %
Bay Area Ridge Trail	35,000	0	35,000	0.01 %
Bay Point Regional Shoreline	812,982	0	812,982	0.41 %
Bay Point To Pittsburg Trail	25,000	0	25,000	0.01 %
Big Break Regional Shoreline	10,078,086	0	10,078,086	5.10 %
Big Break Regional Trail	61,800	0	61,800	0.03 %
Bishop Ranch Regional Preserve	100,000	0	100,000	0.05 %
Black Diamond Regional Preserve	2,309,681	0	2,309,681	1.16 %
Black Diamond Center	120,000	0	120,000	0.06 %
Black Diamond To Round Valley Trail	285,000	0	285,000	0.14 %
Briones Regional Park	1,581,000	0	1,581,000	0.80 %
Briones To Las Trampas Regional Trail	47,471	0	47,471	0.02 %
Brooks Island Regional Preserve	60,049	10,000	70,049	0.03 %
Brushy Peak Regional Preserve	864,979	0	864,979	0.43 %
Brushy Peak To Del Valle Trail	70,000	0	70,000	0.03 %
Brushy Peak To Del Valle Trail	2,118,446	0	2,118,446	1.07 %
California Riding & Hiking Regional Trail	84,500	0	84,500	0.04 %
Camp Arroyo Recreation Area	568,768	0	568,768	0.28 %
Carquinez Strait Regional Shoreline	1,502,500	0	1,502,500	0.76 %
Claremont Canyon Regional Preserve	85,000	25,000	110,000	0.05 %
Contra Costa Canal Regional Trail	60,000	0	60,000	0.03 %
Contra Loma Regional Park	552,820	0	552,820	0.27 %
Coyote Hills Center	75,000	0	75,000	0.03 %
Coyote Hills Regional Park	287,698	0	287,698	0.14 %
Crockett Hills Regional Park	498,800	0	498,800	0.25 %
Crown Regional Shoreline	2,079,450	25,000	2,104,450	1.06 %
Del Valle Regional Park	875,503	0	875,503	0.44 %
Del Valle To Shadow Cliffs Regional Trail	330,857	0	330,857	0.16 %
Delta Landbank	322,000	0	322,000	0.16 %
Delta/DeAnza Regional Trail	32,000	0	32,000	0.01 %
Diablo Foothills Regional Park	151,946	0	151,946	0.07 %
District Wide	57,389,557	38,901,225	96,290,782	48.74 %
Don Castro Regional Recreation Area	1,773,448	0	1,773,448	0.89 %
Doolan Canyon	35,000	0	35,000	0.01 %
Dry Creek Pioneer Regional Park	1,183,862	0	1,183,862	0.59 %
Dublin Hills Regional Park	173,000	0	173,000	0.08 %
Eastshore State Park	10,989,000	0	10,989,000	5.56 %
Garin Regional Park	620,000	5,000	625,000	0.31 %
Hayward Regional Shoreline	4,864,389	0	4,864,389	2.46 %
Hayward Shoreline To Coyote Hills Trail	1,000,000	0	1,000,000	0.50 %
Iron Horse Regional Trail	1,012,500	0	1,012,500	0.51 %
Kennedy Grove Regional Recreation Area	328,044	0	328,044	0.16 %
Lafayette/Moraga Regional Trail	37,265	0	37,265	0.01 %
Lake Chabot Regional Park	325,203	0	325,203	0.16 %
Las Trampas Regional Wilderness	796,447	0	796,447	0.40 %

2010-2014 CAPITAL PROJECTS

PROJECT SUMMARIES

Summary of Active Project Budgets by Location

Location:	Budget at 12/31/2009	2010 Approp	Total Budget	% Active Projects
Las Trampas To Mt. Diablo Regional Trail	225,000	0	225,000	0.11 %
Little Hills Regional Recreation Area	340,779	0	340,779	0.17 %
Livermore Area Recreation & Park District	899,752	0	899,752	0.45 %
Martin Luther King, Jr. To Crown Beach Trail	35,000	0	35,000	0.01 %
Martin Luther King Jr. Regional Shoreline	8,611,744	21,983	8,633,727	4.37 %
Martinez Regional Shoreline	85,000	0	85,000	0.04 %
Miller/Knox Regional Shoreline	502,299	0	502,299	0.25 %
Mission Peak Regional Preserve	172,971	0	172,971	0.08 %
Morgan Territory Regional Preserve	975,330	0	975,330	0.49 %
Niles Canyon Regional Trail	35,057	0	35,057	0.01 %
North Richmond Wetlands	535,000	375,000	910,000	0.46 %
Oakland Regional Trail	1,940,300	0	1,940,300	0.98 %
Oyster Bay Regional Shoreline	1,319,196	0	1,319,196	0.66 %
Pleasanton Ridge Regional Park	5,246,100	0	5,246,100	2.65 %
Point Isabel Regional Shoreline	100,000	0	100,000	0.05 %
Point Pinole Regional Shoreline	11,714,808	180,000	11,894,808	6.02 %
Public Safety HQ	135,712	0	135,712	0.06 %
Quarry Lakes Regional Recreation Area	100,000	0	100,000	0.05 %
Redwood Regional Park	1,168,574	110,314	1,278,888	0.64 %
Roberts Regional Recreation Area	159,308	0	159,308	0.08 %
Round Valley Regional Preserve	338,800	0	338,800	0.17 %
San Francisco Bay Trail	100,000	0	100,000	0.05 %
San Pablo Bay Regional Shoreline	1,631,500	0	1,631,500	0.82 %
Shadow Cliffs Regional Recreation Area	266,491	0	266,491	0.13 %
Sibley Volcanic Regional Preserve	679,109	65,000	744,109	0.37 %
South County Corp Yard	1,441,000	0	1,441,000	0.72 %
Sunol Regional Wilderness	314,800	0	314,800	0.15 %
Sycamore Valley Regional Preserve	218,775	0	218,775	0.11 %
Temescal Regional Recreation Area	709,009	12,787	721,796	0.36 %
Tilden Regional Park	3,954,444	0	3,954,444	2.00 %
Tilden Nature Area	227,324	0	227,324	0.11 %
Vargas Plateau Regional Park	230,000	0	230,000	0.11 %
Vasco Caves Regional Preserve	3,200,789	0	3,200,789	1.62 %
Wildcat Canyon Regional Park	1,831,476	171,441	2,002,917	1.01 %
	<u>157,449,970</u>	<u>40,092,750</u>	<u>197,542,720</u>	<u>100.00 %</u>

2010-2014 CAPITAL PROJECTS

PROJECT SUMMARIES

Summary of Active Project Budgets by Funding Source

Funding Source:	Budget at 12/31/2009	2010 Approp	Total Budget	% Active Projects
Ala Co Tran Imprv Auth Meas B	260,000	0	260,000	0.13 %
Alameda Co Resource Conservatn	75,000	0	75,000	0.03 %
Alamo Canal WW Bond Principal	630,000	0	630,000	0.31 %
Altamont Landfil Open Spc Comm	1,000,000	0	1,000,000	0.50 %
Ardenwood WW Bond Principal	100,000	0	100,000	0.05 %
Assoc Of Bay Area Governments	273,881	0	273,881	0.13 %
Big Break Sh WW Bond Principal	2,420,000	0	2,420,000	1.22 %
Black Diamond WW Bnd Principal	18,500	0	18,500	0.00 %
Briones WW Bond Principal	110,000	0	110,000	0.05 %
Byron Vernal Pools WW Bnd Prin	20,000	0	20,000	0.01 %
CA Coastal Conservancy	2,710,656	0	2,710,656	1.37 %
CALTRANS	5,556,814	0	5,556,814	2.81 %
CALTRANS LAND	1,500	0	1,500	0.00 %
CC Trans Authority Trails Prog	842,192	0	842,192	0.42 %
Calif Dept Boating Waterways	192,955	0	192,955	0.09 %
City of Dublin COOP	47,500	0	47,500	0.02 %
City of Pleasanton Coop	60,000	0	60,000	0.03 %
City of Richmond	1,455,510	0	1,455,510	0.73 %
Clayton Ranch WW Bond Principl	8,500	0	8,500	0.00 %
Coastal Cons Designated 2000	522,050	0	522,050	0.26 %
Concession Maint Fnd for Maint	159,230	0	159,230	0.08 %
Concession Maint Fnd for Promo	11,100	0	11,100	0.00 %
Contra Costa Co Water District	10,000	0	10,000	0.00 %
Contra Costa County	55,000	0	55,000	0.02 %
Coyote Hills WW Bond Principal	75,000	0	75,000	0.03 %
Crown Beach WW Bond Principal	80,000	0	80,000	0.04 %
DWR Designated 2000	1,900,000	0	1,900,000	0.96 %
Dept Boating & Waterways	1,500,000	0	1,500,000	0.75 %
Designated for Land Fund	3,608,418	1,025,000	4,633,418	2.34 %
Developer Grants	202,500	0	202,500	0.10 %
Diablo Fthl WW Bond Principal	8,500	0	8,500	0.00 %
Disaster Recovery FR:GF 2791	300,000	0	300,000	0.15 %
District Land Exchange Account	35,350	0	35,350	0.01 %
Dunsmuir Hts WW Bond Principal	1,900,000	0	1,900,000	0.96 %
East Bay Community Foundation	10,000	0	10,000	0.00 %
FEMA DR-1628 Large Prj >57,500	1,749,827	0	1,749,827	0.88 %
FEMA DR-1628 Small Projects	182,108	0	182,108	0.09 %
FEMA Predisaster Mitigation	67,443	0	67,443	0.03 %
FHWA ISTE(A)TIP)DEV	1,000,000	0	1,000,000	0.50 %
Fireman's Fund Heritage Grant	25,000	0	25,000	0.01 %
GF-Livermore Area Recreation	1,043,232	0	1,043,232	0.52 %
Garin WW Bond Principal	10,000	0	10,000	0.00 %
General Chemical RWQCB SEP	30,000	0	30,000	0.01 %
General Fund	34,373,556	3,698,515	38,072,071	19.27 %
Greenways Trail Program	1,000	0	1,000	0.00 %
Habitat Conservation Fund	300,000	0	300,000	0.15 %
Hayward Shr WW Bond Principal	150,000	0	150,000	0.07 %
IH to Mt Diablo WW Bond Princi	8,500	0	8,500	0.00 %

2010-2014 CAPITAL PROJECTS

PROJECT SUMMARIES

Summary of Active Project Budgets by Funding Source

Funding Source:	Budget at 12/31/2009	2010 Approp	Total Budget	% Active Projects
Insured Loss Reimbursement	450,000	0	450,000	0.22 %
Integrated Waste Management	200,000	0	200,000	0.10 %
Intergovernmental Agency Agrmt	0	291,891	291,891	0.14 %
Land & Water Conservation Fund	560,454	0	560,454	0.28 %
Land Funds From Developers	450,000	0	450,000	0.22 %
Land Funds Private Party	191,000	0	191,000	0.09 %
Land-Habitat Conservation Plan	5,169,527	0	5,169,527	2.61 %
Leona Open Space WW Bnd Princi	15,000	0	15,000	0.00 %
MLK Jr Shr WW Bond Principal	25,000	0	25,000	0.01 %
MTC	950,000	0	950,000	0.48 %
Marsh Creek Tr WW Bond Princip	8,500	0	8,500	0.00 %
Meas WW Bond-Unallocated Bdgt	11,397,700	15,220,000	26,617,700	13.47 %
Measure AA Bond	23,272,577	15,436,081	38,708,658	19.59 %
Measure AA Bond Interest	7,289,511	3,300,000	10,589,511	5.36 %
Measure CC Property Tax	8,600,206	896,263	9,496,469	4.80 %
Mission Peak WW Bond Principal	160,000	0	160,000	0.08 %
Morgan Terr WW Bond Principal	8,500	0	8,500	0.00 %
Muir Heritage Land Trust	80,000	0	80,000	0.04 %
N.Richmond Shr WW Bond Princip	150,000	100,000	250,000	0.12 %
NPS Challenge Cost Share	10,600	0	10,600	0.00 %
Ohlone WW Bond Principal	100,000	0	100,000	0.05 %
Park & Rec Designated 2000	1,889,000	0	1,889,000	0.95 %
Park & Rec Healthy Community	1,000,000	0	1,000,000	0.50 %
Park & Rec Prop 12 Per Capita	1,158,015	0	1,158,015	0.58 %
Park & Rec Prop 12 RZH Per Cap	1,678,212	0	1,678,212	0.84 %
Park & Rec Prop 40 Per Capita	1,778,397	0	1,778,397	0.90 %
Park & Rec Prop 40 RZH Per Cap	3,977,029	0	3,977,029	2.01 %
Park & Rec Urban Park Act	6,000,000	0	6,000,000	3.03 %
Park & Rec Youth Soccer	1,000,000	0	1,000,000	0.50 %
Pleasanton Ridge WW Bond Princ	1,897,000	0	1,897,000	0.96 %
Private Party Grants	560,762	0	560,762	0.28 %
Proceeds from Debt Incurred	3,558,000	0	3,558,000	1.80 %
Prop 40 SCC S.F. Bay Trail	26,500	0	26,500	0.01 %
Radio Unica	7,500	0	7,500	0.00 %
Recreational Equipment Inc	12,500	0	12,500	0.00 %
Regional Parks Foundation	1,062,025	0	1,062,025	0.53 %
Resource Enhancement Program	1,241,799	125,000	1,366,799	0.69 %
River Parkways/Resources Agncy	1,495,000	0	1,495,000	0.75 %
Round Valley WW Bond Principal	8,500	0	8,500	0.00 %
San Francisco Water Dist/PUC	25,000	0	25,000	0.01 %
Save Mt. Diablo Donation	20,000	0	20,000	0.01 %
TEA: Rec. Trails Program	325,000	0	325,000	0.16 %
Tassjara Creek Trail WW Princi	8,500	0	8,500	0.00 %
Two City Lighting & Landscape	5,348	0	5,348	0.00 %
U.S. Fish & Wildlife Service	266,000	0	266,000	0.13 %
Urban Creeks WW Bond Principal	20,300	0	20,300	0.01 %
Vargas Plateau WW Bond Princip	10,000	0	10,000	0.00 %
Vasco Caves WW Bond Principal	8,500	0	8,500	0.00 %

Summary of Active Project Budgets by Funding Source

Funding Source:	Budget at 12/31/2009	2010 Approp	Total Budget	% Active Projects
W.Contra Costa Trans Adv Comm	500,000	0	500,000	0.25 %
Wildlife Conservation Board	3,721,676	0	3,721,676	1.88 %
	<u>157,449,970</u>	<u>40,092,750</u>	<u>197,542,720</u>	<u>100.00 %</u>

2010-2014 CAPITAL PROJECTS

ACTIVE PROJECTS

Alameda Shoreline (Naval Station)

Project: 100200

Description: Site improvements: Beach restoration work.

Managed By: Design & Construction

Type: Public access

Operating Impact: No changes to revenue or costs anticipated.

Funding Source:	Budget at 12/31/2009	2010 Approp	Total Budget
Measure AA Bond	147,017	0	147,017
Project Total:	<u>147,017</u>	<u>0</u>	<u>147,017</u>

5 Year Expenditure Plan	Expend to Date	2010	2011	2012	2013/2014
	47,152	99,865	0	0	0

Project: 129400

Description: Continue phase 1 improvements. Develop half mile segment of Bay Trail at Alameda Point, from Encinal High School to the Uss Hornet. Clean-up, site security and construction of a segment of the Bay Trail (Triangle Parcel).

Managed By: Design & Construction

Type: Public access

Operating Impact: No changes to revenue or costs anticipated.

Funding Source:	Budget at 12/31/2009	2010 Approp	Total Budget
Measure AA Bond	102,982	0	102,982
General Fund	61,858	0	61,858
Park & Rec Prop 12 Per Capita	100,000	0	100,000
Park & Rec Prop 12 RZH Per Cap	150,000	0	150,000
Project Total:	<u>414,841</u>	<u>0</u>	<u>414,841</u>

5 Year Expenditure Plan	Expend to Date	2010	2011	2012	2013/2014
	380,651	34,190	0	0	0

2010-2014 CAPITAL PROJECTS

ACTIVE PROJECTS

Alvarado Wetlands

Project: 142900

Description: Complete segment of Bay Trail from existing CalTrans Highway 92 overcrossing to Bay Trail segment at Eden Landing Ecological Reserve.

Managed By: Design & Construction

Type: Public access

Operating Impact: No new operating costs are expected.

Funding Source:	Budget at 12/31/2009	2010 Approp	Total Budget
Measure AA Bond	98,000	0	98,000
Assoc Of Bay Area Governments	87,500	0	87,500
Project Total:	185,500	0	185,500

5 Year Expenditure Plan	Expend to Date	2010	2011	2012	2013/2014
	115,981	69,159	0	0	0

2010-2014 CAPITAL PROJECTS

ACTIVE PROJECTS

Anthony Chabot Regional Park

Project: 150000

Description: Connect Chabot Stable to nearby municipal sewer to eliminate pumpouts.

Managed By: Design & Construction

Type: Infrastructure

Operating Impact: No changes to revenue or costs anticipated.

Funding Source:	Budget at 12/31/2009	2010 Approp	Total Budget
Measure CC Property Tax	124,320	0	124,320
Project Total:	<u>124,320</u>	<u>0</u>	<u>124,320</u>

5 Year Expenditure Plan	Expend to Date	2010	2011	2012	2013/2014
	0	124,320	0	0	0

Project: 541200

Description: Create fuel break to reduce wildfire hazard.

Managed By: Fire Dept

Type: Resource protection

Operating Impact: No changes to revenue or costs anticipated.

Funding Source:	Budget at 12/31/2009	2010 Approp	Total Budget
Measure CC Property Tax	188,963	0	188,963
Project Total:	<u>188,963</u>	<u>0</u>	<u>188,963</u>

5 Year Expenditure Plan	Expend to Date	2010	2011	2012	2013/2014
	153,917	35,046	0	0	0

Project: 541202

Description: Clear brush & pines from City Stables to City Line Reservoir 1 acre by using hand labor to cut brush & trees, which would be piled and burned.

Managed By: Fire Dept

Type: Resource protection

Operating Impact: No changes to revenue or costs anticipated.

Funding Source:	Budget at 12/31/2009	2010 Approp	Total Budget
Measure CC Property Tax	10,541	80,000	90,541
Project Total:	<u>10,541</u>	<u>80,000</u>	<u>90,541</u>

5 Year Expenditure Plan	Expend to Date	2010	2011	2012	2013/2014
	22,431	68,110	0	0	0

2010-2014 CAPITAL PROJECTS

ACTIVE PROJECTS

Anthony Chabot Regional Park - continued

Project: 541300

Description: Create fuel break to reduce wildfire hazard

Managed By: Fire Dept

Type: Resource protection

Operating Impact: No changes to revenue or costs anticipated.

Funding Source:	Budget at 12/31/2009	2010 Approp	Total Budget
Measure CC Property Tax	209,273	60,000	269,273
Project Total:	<u>209,273</u>	<u>60,000</u>	<u>269,273</u>

5 Year Expenditure Plan	Expend to Date	2010	2011	2012	2013/2014
	197,690	71,583	0	0	0

Project: 551800

Description: Replace four Bort Meadows chemical toilets with vault disabled accessible toilets.

Managed By: Design & Construction

Type: Infrastructure

Operating Impact: No changes to revenue or costs anticipated.

Funding Source:	Budget at 12/31/2009	2010 Approp	Total Budget
Measure CC Property Tax	0	50,000	50,000
Project Total:	<u>0</u>	<u>50,000</u>	<u>50,000</u>

5 Year Expenditure Plan	Expend to Date	2010	2011	2012	2013/2014
	0	50,000	0	0	0

2010-2014 CAPITAL PROJECTS

ACTIVE PROJECTS

Ardenwood Regional Preserve

Project: 147700

Description: Upgrade electrical system for Ardenwood Center.

Managed By: Design & Construction

Type: Infrastructure

Operating Impact: No changes to revenue or costs anticipated.

Funding Source:	Budget at 12/31/2009	2010 Approp	Total Budget
Ardenwood WW Bond Principal	100,000	0	100,000
Project Total:	<u>100,000</u>	<u>0</u>	<u>100,000</u>

5 Year Expenditure Plan	Expend to Date	2010	2011	2012	2013/2014
	<u>0</u>	<u>100,000</u>	<u>0</u>	<u>0</u>	<u>0</u>

Project: 501900

Description: Design review and provide secondary inspection for the railroad car barn.

Managed By: Design & Construction

Type: Infrastructure

Operating Impact: No changes to revenue or costs anticipated.

Funding Source:	Budget at 12/31/2009	2010 Approp	Total Budget
General Fund	20,000	0	20,000
Project Total:	<u>20,000</u>	<u>0</u>	<u>20,000</u>

5 Year Expenditure Plan	Expend to Date	2010	2011	2012	2013/2014
	<u>0</u>	<u>10,000</u>	<u>10,000</u>	<u>0</u>	<u>0</u>

2010-2014 CAPITAL PROJECTS

ACTIVE PROJECTS

Bay Area Ridge Trail

Project: 234300

Description: Land Acquisitions

Managed By: Land

Type: Land acquisition

Operating Impact: No changes to revenue or costs anticipated.

Funding Source:	Budget at 12/31/2009	2010 Approp	Total Budget
Measure AA Bond	10,000	0	10,000
CA Coastal Conservancy	25,000	0	25,000
Project Total:	35,000	0	35,000

5 Year Expenditure Plan	Expend to Date	2010	2011	2012	2013/2014
	30,715	4,285	0	0	0

2010-2014 CAPITAL PROJECTS

ACTIVE PROJECTS

Bay Point Regional Shoreline

Project: 138601

Description: Debris removal.

Managed By: Park Operations

Type: Resource protection

Operating Impact: No changes to revenue or costs anticipated.

Funding Source:	Budget at 12/31/2009	2010 Approp	Total Budget
General Chemical RWQCB SEP	30,000	0	30,000
Project Total:	<u>30,000</u>	<u>0</u>	<u>30,000</u>

5 Year Expenditure Plan	Expend to Date	2010	2011	2012	2013/2014
	16,337	13,663	0	0	0

Project: 142200

Description: Develop new staging area with access road improvements, security lighting and public amenities.

Managed By: Design & Construction

Type: Public access

Operating Impact: No changes to revenue or costs anticipated.

Funding Source:	Budget at 12/31/2009	2010 Approp	Total Budget
Measure AA Bond	245,000	0	245,000
General Fund	5,425	0	5,425
Park & Rec Prop 40 Per Capita	427,916	0	427,916
Project Total:	<u>678,342</u>	<u>0</u>	<u>678,342</u>

5 Year Expenditure Plan	Expend to Date	2010	2011	2012	2013/2014
	651,201	0	0	27,141	0

Project: 213901

Description: Farrell property.

Managed By: Land

Type: Safety & security

Operating Impact: No changes to revenue or costs anticipated.

Funding Source:	Budget at 12/31/2009	2010 Approp	Total Budget
Measure AA Bond	104,640	0	104,640
Project Total:	<u>104,640</u>	<u>0</u>	<u>104,640</u>

5 Year Expenditure Plan	Expend to Date	2010	2011	2012	2013/2014
	2,994	101,646	0	0	0

2010-2014 CAPITAL PROJECTS

ACTIVE PROJECTS

Bay Point To Pittsburg Trail

Project: 504300

Description: Delta Trail Feasibility Study.

Managed By: Land

Type: General

Operating Impact: No changes to revenue or costs anticipated.

Funding Source:	Budget at 12/31/2009	2010 Approp	Total Budget		
Contra Costa County	25,000	0	25,000		
Project Total:	25,000	0	25,000		
5 Year Expenditure Plan	Expend to Date	2010	2011	2012	2013/2014
	70,000	0	0	0	0

2010-2014 CAPITAL PROJECTS

ACTIVE PROJECTS

Big Break Regional Shoreline

Project: 104800

Description: Pier and access improvements for the Delta Discovery Experience and Delta Science Center.

Managed By: Design & Construction

Type: Public access

Operating Impact: No changes to revenue or costs anticipated.

Funding Source:	Budget at 12/31/2009	2010 Approp	Total Budget
Measure AA Bond	400,000	0	400,000
Wildlife Conservation Board	500,000	0	500,000
DWR Designated 2000	200,000	0	200,000
Project Total:	<u>1,100,000</u>	<u>0</u>	<u>1,100,000</u>

5 Year Expenditure Plan	Expend to Date	2010	2011	2012	2013/2014
	1,089,269	10,731	0	0	

Project: 104801

Description: Phase I: Construct electrical and communication utilities. Phase II: Construct access road, staging area improvements and utilities. Phase III: Construct Delta Science Center building, utility connections and site improvements.

Managed By: Design & Construction

Type: Public access

Operating Impact: No changes to revenue or costs anticipated.

Funding Source:	Budget at 12/31/2009	2010 Approp	Total Budget
Park & Rec Designated 2000	1,889,000	0	1,889,000
DWR Designated 2000	1,700,000	0	1,700,000
Project Total:	<u>3,589,000</u>	<u>0</u>	<u>3,589,000</u>

5 Year Expenditure Plan	Expend to Date	2010	2011	2012	2013/2014
	3,589,415	0	0	0	0

2010-2014 CAPITAL PROJECTS

ACTIVE PROJECTS

Big Break Regional Shoreline

Project: 104802

Description: Construct shade pavilions and install interpretive displays of the Sacramento Delta to develop the Delta Discovery Experience on 16 acres of a former barge disposal site. Provide a restroom and picnic area as support for recreational opportunities on the larger trail system. Phase IV: Construct Delta Discovery Experience interpretive improvements with access road, parking lot expansion and improved crossing between wetland areas.

Managed By: Design & Construction

Type: Public access

Operating Impact: No changes to revenue or costs anticipated.

Funding Source:	Budget at 12/31/2009	2010 Approp	Total Budget
General Fund	90,000	0	90,000
CA Coastal Conservancy	400,000	0	400,000
River Parkways/Resources Agency	1,495,000	0	1,495,000
Project Total:	<u>1,985,000</u>	<u>0</u>	<u>1,985,000</u>

5 Year Expenditure Plan	Expend to Date	2010	2011	2012	2013/2014
	<u>1,766,714</u>	<u>218,286</u>	<u>0</u>	<u>0</u>	<u>0</u>

Project: 104803

Description: Develop science center building and site improvements including interpretive staging, exhibits, restrooms and office space.

Managed By: Design & Construction

Type: Public access

Operating Impact: No changes to revenue or costs anticipated.

Funding Source:	Budget at 12/31/2009	2010 Approp	Total Budget
General Fund	41,922	0	41,922
Big Break Sh WW Bond Principal	2,420,000	0	2,420,000
Project Total:	<u>2,461,922</u>	<u>0</u>	<u>2,461,922</u>

5 Year Expenditure Plan	Expend to Date	2010	2011	2012	2013/2014
	<u>211,757</u>	<u>2,250,165</u>	<u>0</u>	<u>0</u>	<u>0</u>

2010-2014 CAPITAL PROJECTS

ACTIVE PROJECTS

Big Break Regional Shoreline

Project: 137700

Description: Develop a pedestrian bridge over the Contra Costa flood control channel with a trail connection east to Piper Lane.

Managed By: Design & Construction

Type: Infrastructure

Operating Impact: No changes to revenue or costs anticipated.

Funding Source:	Budget at 12/31/2009	2010 Approp	Total Budget
TEA: Rec. Trails Program	200,000	0	200,000
Land & Water Conservation Fund	202,980	0	202,980
CC Trans Authority Trails Prog	350,940	0	350,940
Park & Rec Prop 40 Per Capita	110,000	0	110,000
Project Total:	<u>863,920</u>	<u>0</u>	<u>863,920</u>

5 Year Expenditure Plan	Expend to Date	2010	2011	2012	2013/2014
	819,247	44,673	0	0	0

Project: 200201

Description: Clean-up Lauritzen property.

Managed By: Land

Type: Safety & security

Operating Impact: No changes to revenue or costs anticipated.

Funding Source:	Budget at 12/31/2009	2010 Approp	Total Budget
Measure AA Bond	78,244	0	78,244
Project Total:	<u>78,244</u>	<u>0</u>	<u>78,244</u>

5 Year Expenditure Plan	Expend to Date	2010	2011	2012	2013/2014
	60,719	17,525	0	0	0

2010-2014 CAPITAL PROJECTS

ACTIVE PROJECTS

Big Break Regional Trail

Project: 223500

Description: Hoffman Company property.

Managed By: Land

Type: Land acquisition

Operating Impact: No changes to revenue or costs anticipated.

Funding Source:	Budget at 12/31/2009	2010 Approp	Total Budget
Measure AA Bond	58,000	0	58,000
Project Total:	<u>58,000</u>	<u>0</u>	<u>58,000</u>

5 Year Expenditure Plan	Expend to Date	2010	2011	2012	2013/2014
	43,600	14,400	0	0	0

Project: 223501

Description: Safety and security improvements to the Hoffman property.

Managed By: Land

Type: Safety & security

Operating Impact: No changes to revenue or costs anticipated.

Funding Source:	Budget at 12/31/2009	2010 Approp	Total Budget
Measure AA Bond	3,800	0	3,800
Project Total:	<u>3,800</u>	<u>0</u>	<u>3,800</u>

5 Year Expenditure Plan	Expend to Date	2010	2011	2012	2013/2014
	0	3,800	0	0	0

2010-2014 CAPITAL PROJECTS

ACTIVE PROJECTS

Bishop Ranch Regional Preserve

Project: 115300

Description: Build boundary fence.

Managed By: Grazing Dept

Type: Resource protection

Operating Impact: No changes to revenue or costs anticipated.

Funding Source:	Budget at 12/31/2009	2010 Approp	Total Budget		
Measure AA Bond	100,000	0	100,000		
Project Total:	100,000	0	100,000		
5 Year Expenditure Plan	Expend to Date	2010	2011	2012	2013/2014
	99,922	78	0	0	0

2010-2014 CAPITAL PROJECTS

ACTIVE PROJECTS

Black Diamond Regional Preserve

Project: 120400

Description: Rehabilitate the Rose Hill Cemetery.

Managed By: Park Operations

Type: Public access

Operating Impact: No changes to revenue or costs anticipated.

Funding Source:	Budget at 12/31/2009	2010 Approp	Total Budget
Measure AA Bond	20,000	0	20,000
Coastal Cons Designated 2000	29,550	0	29,550
Project Total:	<u>49,550</u>	<u>0</u>	<u>49,550</u>

5 Year Expenditure Plan	Expend to Date	2010	2011	2012	2013/2014
	43,752	1,933	1,933	1,932	0

Project: 121000

Description: Secure the old mine shaft on park land.

Managed By: Park Operations

Type: Resource protection

Operating Impact: No changes to revenue or costs anticipated.

Funding Source:	Budget at 12/31/2009	2010 Approp	Total Budget
General Fund	304,758	0	304,758
FEMA DR-1628 Large Prj >57,500	195,906	0	195,906
Project Total:	<u>500,664</u>	<u>0</u>	<u>500,664</u>

5 Year Expenditure Plan	Expend to Date	2010	2011	2012	2013/2014
	130,787	369,877	0	0	0

Project: 121100

Description: Survey, engineer, review, construct, manage and inspect historic mine development.

Managed By: Park Operations

Type: Public access

Operating Impact: No changes to revenue or costs anticipated.

Funding Source:	Budget at 12/31/2009	2010 Approp	Total Budget
Measure AA Bond	162,768	0	162,768
General Fund	138,017	0	138,017
Coastal Cons Designated 2000	492,500	0	492,500
Project Total:	<u>793,285</u>	<u>0</u>	<u>793,285</u>

5 Year Expenditure Plan	Expend to Date	2010	2011	2012	2013/2014
	748,838	44,447	0	0	0

2010-2014 CAPITAL PROJECTS

ACTIVE PROJECTS

Black Diamond Regional Preserve - continued

Project: 145900

Description: Design, construct and inspect two level wooden stairway at Stope 4 over two stages.

Managed By: Design & Construction

Type: Infrastructure

Operating Impact: No changes to revenue or costs anticipated.

Funding Source:	Budget at 12/31/2009	2010 Approp	Total Budget
General Fund	5,000	0	5,000
Project Total:	<u>5,000</u>	<u>0</u>	<u>5,000</u>

5 Year Expenditure Plan	Expend to Date	2010	2011	2012	2013/2014
	0	5,000	0	0	0

Project: 146500

Description: Liberty Union School District to design and construct the rehabilitation of a pond and resource protection fencing on Park District land for mitigation purposes. District to review plans and provide secondary inspections.

Managed By: Design & Construction

Type: Resource protection

Operating Impact: No changes to revenue or costs anticipated.

Funding Source:	Budget at 12/31/2009	2010 Approp	Total Budget
General Fund	10,000	0	10,000
Project Total:	<u>10,000</u>	<u>0</u>	<u>10,000</u>

5 Year Expenditure Plan	Expend to Date	2010	2011	2012	2013/2014
	0	2,500	2,500	2,500	2,500

Project: 172000

Description: Historic Site Assessment and Restoration Project.

Managed By: Park Operations

Type: General

Operating Impact: No changes to revenue or costs anticipated.

Funding Source:	Budget at 12/31/2009	2010 Approp	Total Budget
General Fund	25,000	0	25,000
Project Total:	<u>25,000</u>	<u>0</u>	<u>25,000</u>

5 Year Expenditure Plan	Expend to Date	2010	2011	2012	2013/2014
	0	2,500	10,000	12,500	0

2010-2014 CAPITAL PROJECTS

ACTIVE PROJECTS

Black Diamond Regional Preserve - continued

Project: 208501

Description: Clayton Ranch prep.

Managed By: Land

Type: Safety & security

Operating Impact: Anticipated First Year Of Operation: 2012

Operating Fund Source: General Fund

New Revenue: \$0 Start Up Cost: \$40,000

Personnel: 1.09 FTE Annual Operating Cost:\$183,735

Funding Source:	Budget at 12/31/2009	2010 Approp	Total Budget
Measure AA Bond Interest	122,182	0	122,182
Project Total:	<u>122,182</u>	<u>0</u>	<u>122,182</u>

5 Year Expenditure Plan	Expend to Date	2010	2011	2012	2013/2014
	57,337	64,845	0	0	0

Project: 214700

Description: Eastern Development Corporation/ANG

Managed By: Land

Type: Land acquisition

Operating Impact: No changes to revenue or costs anticipated.

Funding Source:	Budget at 12/31/2009	2010 Approp	Total Budget
Measure AA Bond Interest	587,000	0	587,000
Project Total:	<u>587,000</u>	<u>0</u>	<u>587,000</u>

5 Year Expenditure Plan	Expend to Date	2010	2011	2012	2013/2014
	586,968	32	0	0	0

Project: 214901

Description: Safety & Security for Seeno Property.

Managed By: Land

Type: Land acquisition

Operating Impact: No changes to revenue or costs anticipated.

Funding Source:	Budget at 12/31/2009	2010 Approp	Total Budget
Resource Enhancement Program	50,000	0	50,000
Project Total:	<u>50,000</u>	<u>0</u>	<u>50,000</u>

5 Year Expenditure Plan	Expend to Date	2010	2011	2012	2013/2014
	0	50,000	0	0	0

2010-2014 CAPITAL PROJECTS

ACTIVE PROJECTS

Black Diamond Regional Preserve - continued

Project: 215201

Description: Chaparral Spring safety and security. Funds will be used for fencing and clean-up of the acquired property.

Managed By: Land

Type: Safety & security

Operating Impact: No changes to revenue and cost anticipated.

Funding Source:	Budget at 12/31/2009	2010 Approp	Total Budget
Measure AA Bond Interest	32,000	0	32,000
Project Total:	<u>32,000</u>	<u>0</u>	<u>32,000</u>

5 Year Expenditure Plan	Expend to Date	2010	2011	2012	2013/2014
	0	32,000	0	0	0

Project: 234400

Description: Land Acquisition

Managed By: Land

Type: Land acquisition

Operating Impact: No changes to revenue or costs anticipated.

Funding Source:	Budget at 12/31/2009	2010 Approp	Total Budget
Measure AA Bond Interest	35,000	0	35,000
Project Total:	<u>35,000</u>	<u>0</u>	<u>35,000</u>

5 Year Expenditure Plan	Expend to Date	2010	2011	2012	2013/2014
	23,212	11,788	0	0	0

Project: 521000

Description: Black Diamond Mine requires ongoing repairs to keep public access safe. Funds from this project are used to secure mine shafts and fissures that occur unpredictably.

Managed By: Park Operations

Type: Public access

Operating Impact: No changes to revenue or costs anticipated.

Funding Source:	Budget at 12/31/2009	2010 Approp	Total Budget
General Fund	100,000	0	100,000
Project Total:	<u>100,000</u>	<u>0</u>	<u>100,000</u>

5 Year Expenditure Plan	Expend to Date	2010	2011	2012	2013/2014
	4,457	95,543	0	0	0

2010-2014 CAPITAL PROJECTS

ACTIVE PROJECTS

Black Diamond Center

Project: 101200

Description: Develop museum to archive Black Diamond Mine memorabilia and artifacts.

Managed By: Park Operations

Type: Public access

Operating Impact: No changes to revenue or costs anticipated.

Funding Source:		Budget at 12/31/2009	2010 Approp	Total Budget	
General Fund		70,000	0	70,000	
Project Total:		<u>70,000</u>	<u>0</u>	<u>70,000</u>	

5 Year Expenditure Plan	Expend to Date	2010	2011	2012	2013/2014
	5,900	64,100	0	0	0

Project: 115501

Description: Plant trees to improve park.

Managed By: Park Operations

Type: Infrastructure

Operating Impact: No changes to revenue or costs anticipated.

Funding Source:		Budget at 12/31/2009	2010 Approp	Total Budget	
Developer Grants		50,000	0	50,000	
Project Total:		<u>50,000</u>	<u>0</u>	<u>50,000</u>	

5 Year Expenditure Plan	Expend to Date	2010	2011	2012	2013/2014
	48,937	1,063	0	0	0

2010-2014 CAPITAL PROJECTS

ACTIVE PROJECTS

Black Diamond To Round Valley Trail

Project: 216300

Description: Fox Ridge Manor at Black Diamond to Round Valley.

Managed By: Land

Type: Land acquisition

Operating Impact: No changes to revenue or costs anticipated.

Funding Source:	Budget at 12/31/2009	2010 Approp	Total Budget		
Measure AA Bond Interest	285,000	0	285,000		
Project Total:	285,000	0	285,000		
5 Year Expenditure Plan	Expend to Date	2010	2011	2012	2013/2014
	273,197	11,803	0	0	0

2010-2014 CAPITAL PROJECTS

ACTIVE PROJECTS

Briones Regional Park

Project: 216700

Description: Williamson

Managed By: Land

Type: Land acquisition

Operating Impact: No changes to revenue or costs anticipated.

Funding Source:	Budget at 12/31/2009	2010 Approp	Total Budget
Measure AA Bond Interest	74,000	0	74,000
Park & Rec Prop 40 RZH Per Cap	1,345,000	0	1,345,000
Project Total:	<u>1,419,000</u>	<u>0</u>	<u>1,419,000</u>

5 Year Expenditure Plan	Expend to Date	2010	2011	2012	2013/2014
	1,409,159	9,841	0	0	0

Project: 216701

Description: Install fencing, gates and clean-up acquired land.

Managed By: Land

Type: Safety & security

Operating Impact: No changes to revenue or costs anticipated.

Funding Source:	Budget at 12/31/2009	2010 Approp	Total Budget
Measure AA Bond Interest	52,000	0	52,000
Project Total:	<u>52,000</u>	<u>0</u>	<u>52,000</u>

5 Year Expenditure Plan	Expend to Date	2010	2011	2012	2013/2014
	0	52,000	0	0	0

Project: 503100

Description: Study alignment options for roadway widening and determine right of way needed to effect improvements.

Managed By: Design & Construction

Type: Infrastructure

Operating Impact: No changes to revenue or costs anticipated.

Funding Source:	Budget at 12/31/2009	2010 Approp	Total Budget
General Fund	10,000	0	10,000
Briones WW Bond Principal	100,000	0	100,000
Project Total:	<u>110,000</u>	<u>0</u>	<u>110,000</u>

5 Year Expenditure Plan	Expend to Date	2010	2011	2012	2013/2014
	34,460	75,540	0	0	0

2010-2014 CAPITAL PROJECTS

ACTIVE PROJECTS

Briones To Las Trampas Regional Trail

Project: 222401

Description: Build bridge to allow District employees access for fire fuel maintenance.

Managed By: Land

Type: Safety & security

Operating Impact: No changes to revenue or costs anticipated.

Funding Source:	Budget at 12/31/2009	2010 Approp	Total Budget
Measure AA Bond	22,471	0	22,471
Land Funds Private Party	25,000	0	25,000
Project Total:	<u>47,471</u>	<u>0</u>	<u>47,471</u>

5 Year Expenditure Plan	Expend to Date	2010	2011	2012	2013/2014
	0	47,471	0	0	0

2010-2014 CAPITAL PROJECTS

ACTIVE PROJECTS

Brooks Island Regional Preserve

Project: 146800

Description: Install additional solar panels to serve caretaker's residence.

Managed By: Design & Construction

Type: Infrastructure

Operating Impact: No changes to revenue or costs anticipated.

Funding Source:	Budget at 12/31/2009	2010 Approp	Total Budget
Measure AA Bond	50,049	0	50,049
General Fund	10,000	0	10,000
Project Total:	<u>60,049</u>	<u>0</u>	<u>60,049</u>

5 Year Expenditure Plan	Expend to Date	2010	2011	2012	2013/2014
	56,373	3,676	0	0	0

Project: 550700

Description: Enhance Caspian Tern nesting area.

Managed By: Stewardship

Type: Resource protection

Operating Impact: No changes to revenue or costs anticipated.

Funding Source:	Budget at 12/31/2009	2010 Approp	Total Budget
Measure CC Property Tax	0	10,000	10,000
Project Total:	<u>0</u>	<u>10,000</u>	<u>10,000</u>

5 Year Expenditure Plan	Expend to Date	2010	2011	2012	2013/2014
	0	10,000	0	0	0

2010-2014 CAPITAL PROJECTS

ACTIVE PROJECTS

Brushy Peak Regional Preserve

Project: 124400

Description: Construct required access improvements, staging area and amenities.

Managed By: Design & Construction

Type: Public access

Operating Impact: No changes to revenue or costs anticipated.

Funding Source:	Budget at 12/31/2009	2010 Approp	Total Budget
General Fund	703,000	0	703,000
GF-Livermore Area Recreation	93,479	0	93,479
Project Total:	<u>796,479</u>	<u>0</u>	<u>796,479</u>

5 Year Expenditure Plan	Expend to Date	2010	2011	2012	2013/2014
	708,765	87,714	0	0	0

Project: 170900

Description: Install two solar pump systems with tanks and three troughs to serve the Weaver and Dyer pastures. These range improvements will enhance water quality, wildlife habitat and improve native wildflower values.

Managed By: Stewardship

Type: Infrastructure

Operating Impact: No changes to revenue or costs anticipated.

Funding Source:	Budget at 12/31/2009	2010 Approp	Total Budget
Resource Enhancement Program	23,500	0	23,500
Project Total:	<u>23,500</u>	<u>0</u>	<u>23,500</u>

5 Year Expenditure Plan	Expend to Date	2010	2011	2012	2013/2014
	7,145	7,145	8,000	1,210	0

Project: 225400

Description: Ahmed property.

Managed By: Land

Type: Land acquisition

Operating Impact: No changes to revenue or costs anticipated.

Funding Source:	Budget at 12/31/2009	2010 Approp	Total Budget
General Fund	25,000	0	25,000
GF-Livermore Area Recreation	20,000	0	20,000
Project Total:	<u>45,000</u>	<u>0</u>	<u>45,000</u>

5 Year Expenditure Plan	Expend to Date	2010	2011	2012	2013/2014
	17,370	27,630	0	0	0

2010-2014 CAPITAL PROJECTS

ACTIVE PROJECTS

Brushy Peak To Del Valle Trail

Project: 119100

Description: Funds will be used for labor & materials to create a dirt trail for public access.

Managed By: Land

Type: Land acquisition

Operating Impact: No changes to revenue or costs anticipated.

Funding Source:	Budget at 12/31/2009	2010 Approp	Total Budget
General Fund	40,000	0	40,000
GF-Livermore Area Recreation	30,000	0	30,000
Project Total:	<u>70,000</u>	<u>0</u>	<u>70,000</u>

5 Year Expenditure Plan	<u>Expend to Date</u>	<u>2010</u>	<u>2011</u>	<u>2012</u>	<u>2013/2014</u>
	64,722	5,278	0	0	0

2010-2014 CAPITAL PROJECTS

ACTIVE PROJECTS

Byron Vernal Pools

Project: 145400

Description: Construct and restore wetlands at Souza II, Byron Vernal Pools Preserve.

Managed By: Land

Type: Resource protection

Operating Impact: No change in revenue or costs anticipated.

Funding Source:	Budget at 12/31/2009	2010 Approp	Total Budget
Land-Habitat Conservation Plan	371,896	0	371,896
Project Total:	<u>371,896</u>	<u>0</u>	<u>371,896</u>

5 Year Expenditure Plan	Expend to Date	2010	2011	2012	2013/2014
	<u>377,191</u>	<u>0</u>	<u>0</u>	<u>0</u>	<u>0</u>

Project: 234600

Description: Initiate study for future acquisition of property in the ECCC-HCP area.

Managed By: Land

Type: Land acquisition

Operating Impact: No changes to revenue or costs anticipated.

Funding Source:	Budget at 12/31/2009	2010 Approp	Total Budget
Designated for Land Fund	239,550	0	239,550
Land-Habitat Conservation Plan	1,507,000	0	1,507,000
Project Total:	<u>1,746,550</u>	<u>0</u>	<u>1,746,550</u>

5 Year Expenditure Plan	Expend to Date	2010	2011	2012	2013/2014
	<u>1,744,718</u>	<u>1,832</u>	<u>0</u>	<u>0</u>	<u>0</u>

2010-2014 CAPITAL PROJECTS

ACTIVE PROJECTS

California Riding & Hiking Regional Trail

Project: 503600

Description: Provide design review & inspection service to the City of Berkeley. City of Berkeley to construct a new segment of the Bay Trail from University Avenue to the Berkeley Marina. Trail improvements to include trail paving, fencing and pedestrian bridge.

Managed By: Design & Construction

Type: Public access

Operating Impact: No changes to revenue or costs anticipated.

Funding Source:	Budget at 12/31/2009	2010 Approp	Total Budget
General Fund	5,000	0	5,000
Project Total:	<u>5,000</u>	<u>0</u>	<u>5,000</u>

5 Year Expenditure Plan	Expend to Date	2010	2011	2012	2013/2014
	0	2,500	2,500	0	0

Project: 549900

Description: Provide \$60,000 funding to the City of Concord to develop the Galindo Creek segment of the California State Riding and Hiking Trail. Also, provide funds for staff time to develop and monitor the project.

Managed By: Trails

Type: Public access

Operating Impact: No changes to revenue or costs anticipated.

Funding Source:	Budget at 12/31/2009	2010 Approp	Total Budget
Measure AA Bond	67,000	0	67,000
General Fund	5,000	0	5,000
Developer Grants	7,500	0	7,500
Project Total:	<u>79,500</u>	<u>0</u>	<u>79,500</u>

5 Year Expenditure Plan	Expend to Date	2010	2011	2012	2013/2014
	15,343	64,157	0	0	0

2010-2014 CAPITAL PROJECTS

ACTIVE PROJECTS

Camp Arroyo Recreation Area

Project: 114800

Description: Improve the waste management system.

Managed By: Maintenance

Type: Public access

Operating Impact: No changes to revenue or costs anticipated.

Funding Source:	Budget at 12/31/2009	2010 Approp	Total Budget
Integrated Waste Management	200,000	0	200,000
Project Total:	<u>200,000</u>	<u>0</u>	<u>200,000</u>

5 Year Expenditure Plan	Expend to Date	2010	2011	2012	2013/2014
	198,000	2,000	0	0	0

Project: 120102

Description: Build organic gardening shed.

Managed By: Maintenance

Type: Infrastructure

Operating Impact: No changes to revenue or costs anticipated.

Funding Source:	Budget at 12/31/2009	2010 Approp	Total Budget
General Fund	253,768	0	253,768
Project Total:	<u>253,768</u>	<u>0</u>	<u>253,768</u>

5 Year Expenditure Plan	Expend to Date	2010	2011	2012	2013/2014
	253,328	440	0	0	0

Project: 136100

Description: Shade structure and solar heating system for the swimming pool at Camp Arroyo.

Managed By: Design & Construction

Type: Infrastructure

Operating Impact: No changes to revenue or costs anticipated.

Funding Source:	Budget at 12/31/2009	2010 Approp	Total Budget
General Fund	15,000	0	15,000
Regional Parks Foundation	100,000	0	100,000
Project Total:	<u>115,000</u>	<u>0</u>	<u>115,000</u>

5 Year Expenditure Plan	Expend to Date	2010	2011	2012	2013/2014
	23,658	91,342	0	0	0

2010-2014 CAPITAL PROJECTS

ACTIVE PROJECTS

Carquinez Strait Regional Shoreline

Project: 146900

Description: Replace existing light standards, conduit and conductors where damaged by wind and vandalism.

Managed By: Design & Construction

Type: Infrastructure

Operating Impact: No changes to revenue or costs anticipated.

Funding Source:	Budget at 12/31/2009	2010 Approp	Total Budget
Measure AA Bond	70,000	0	70,000
General Fund	10,000	0	10,000
Project Total:	<u>80,000</u>	<u>0</u>	<u>80,000</u>

5 Year Expenditure Plan	Expend to Date	2010	2011	2012	2013/2014
	13,810	66,190	0	0	0

Project: 224601

Description: Hallissy property.

Managed By: Land

Type: Safety & security

Operating Impact: No changes to revenue or costs anticipated.

Funding Source:	Budget at 12/31/2009	2010 Approp	Total Budget
Measure AA Bond Interest	16,500	0	16,500
Project Total:	<u>16,500</u>	<u>0</u>	<u>16,500</u>

5 Year Expenditure Plan	Expend to Date	2010	2011	2012	2013/2014
	8,344	8,156	0	0	0

Project: 226600

Description: Schumann-Perry property.

Managed By: Land

Type: Land acquisition

Operating Impact: No changes to revenue or costs anticipated.

Funding Source:	Budget at 12/31/2009	2010 Approp	Total Budget
Measure AA Bond	60,000	0	60,000
Measure AA Bond Interest	300,000	0	300,000
Muir Heritage Land Trust	80,000	0	80,000
Park & Rec Prop 12 RZH Per Cap	910,000	0	910,000
Project Total:	<u>1,350,000</u>	<u>0</u>	<u>1,350,000</u>

5 Year Expenditure Plan	Expend to Date	2010	2011	2012	2013/2014
	1,338,437	11,563	0	0	0

2010-2014 CAPITAL PROJECTS

ACTIVE PROJECTS

Carquinez Strait Regional Shoreline - continued

Project: 226601

Description: Schumann-Perry property.

Managed By: Land

Type: Safety & security

Operating Impact: No changes to revenue or costs anticipated.

Funding Source:	Budget at 12/31/2009	2010 Approp	Total Budget
Measure AA Bond Interest	20,000	0	20,000
Project Total:	<u>20,000</u>	<u>0</u>	<u>20,000</u>

5 Year Expenditure Plan	Expend to Date	2010	2011	2012	2013/2014
	3,901	16,099	0	0	0

Project: 503300

Description: Convert abandoned roadway to trail.

Managed By: Design & Construction

Type: Public access

Operating Impact: No changes to revenue or costs anticipated.

Funding Source:	Budget at 12/31/2009	2010 Approp	Total Budget
General Fund	24,000	0	24,000
Project Total:	<u>24,000</u>	<u>0</u>	<u>24,000</u>

5 Year Expenditure Plan	Expend to Date	2010	2011	2012	2013/2014
	0	8,000	8,000	8,000	0

Project: 522100

Description: Survey work for telephone and alarm systems.

Managed By: Design & Construction

Type: Infrastructure

Operating Impact: No changes to revenue or costs anticipated.

Funding Source:	Budget at 12/31/2009	2010 Approp	Total Budget
Measure AA Bond	12,000	0	12,000
Project Total:	<u>12,000</u>	<u>0</u>	<u>12,000</u>

5 Year Expenditure Plan	Expend to Date	2010	2011	2012	2013/2014
	11,493	507	0	0	0

2010-2014 CAPITAL PROJECTS

ACTIVE PROJECTS

Claremont Canyon Regional Preserve

Project: 115800

Description: Develop Trailhead staging area, access to the canyon.

Managed By: Design & Construction

Type: Public access

Operating Impact: Anticipated First Year of Operation: 2011

Operating Fund Source: Measure CC

New Revenue: \$0 Start Up Cost: \$31,000

Personnel: .28 FTE Annual Operating Cost: \$93,630

Funding Source:	Budget at 12/31/2009	2010 Approp	Total Budget
Measure AA Bond	60,000	0	60,000
Project Total:	<u>60,000</u>	<u>0</u>	<u>60,000</u>

5 Year Expenditure Plan	Expend to Date	2010	2011	2012	2013/2014
	3,896	0	0	56,104	0

Project: 544200

Description: Monitor the endangered Whipsnake population.

Managed By: Stewardship

Type: Resource protection

Operating Impact: No changes to revenue or costs anticipated.

Funding Source:	Budget at 12/31/2009	2010 Approp	Total Budget
Measure CC Property Tax	25,000	25,000	50,000
Project Total:	<u>25,000</u>	<u>25,000</u>	<u>50,000</u>

5 Year Expenditure Plan	Expend to Date	2010	2011	2012	2013/2014
	25,024	24,976	0	0	0

2010-2014 CAPITAL PROJECTS

ACTIVE PROJECTS

Contra Costa Canal Regional Trail

Project: 147600

Description: Walnut Creek trail improvements from East to West: Citrus Ave to Oak Grove Rd, Oak Grove Rd to Bancroft Rd, Bancroft Rd to Briones, Briones to Mt. Diablo.

Managed By: Maintenance

Type: General

Operating Impact: No changes to revenue or costs anticipated.

Funding Source:	Budget at 12/31/2009	2010 Approp	Total Budget		
General Fund	60,000	0	60,000		
Project Total:	60,000	0	60,000		
5 Year Expenditure Plan	Expend to Date	2010	2011	2012	2013/2014
	0	60,000	0	0	0

2010-2014 CAPITAL PROJECTS

ACTIVE PROJECTS

Contra Loma Regional Park

Project: 137100

Description: Paving improvement.

Managed By: Maintenance

Type: Infrastructure

Operating Impact: No changes to revenue or costs anticipated.

Funding Source:	Budget at 12/31/2009	2010 Approp	Total Budget
General Fund	137,156	0	137,156
Project Total:	<u>137,156</u>	<u>0</u>	<u>137,156</u>

5 Year Expenditure Plan	Expend to Date	2010	2011	2012	2013/2014
	92,185	0	44,971	0	

Project: 171600

Description: Renovate the swim lagoon.

Managed By: Park Operations

Type: General

Operating Impact: No changes to revenue or costs anticipated.

Funding Source:	Budget at 12/31/2009	2010 Approp	Total Budget
Private Party Grants	375,664	0	375,664
Project Total:	<u>375,664</u>	<u>0</u>	<u>375,664</u>

5 Year Expenditure Plan	Expend to Date	2010	2011	2012	2013/2014
	374,403	1,261	0	0	0

Project: 501100

Description: Four year California Quail project consisting of 180,000 square feet of new wildlife corridor/habitat in Contra Loma , and public education and partnership for up to 6,000 participants.

Managed By: Stewardship

Type: Resource protection

Operating Impact: No changes to revenue or costs anticipated.

Funding Source:	Budget at 12/31/2009	2010 Approp	Total Budget
Regional Parks Foundation	40,000	0	40,000
Project Total:	<u>40,000</u>	<u>0</u>	<u>40,000</u>

5 Year Expenditure Plan	Expend to Date	2010	2011	2012	2013/2014
	2,286	37,714	0	0	0

2010-2014 CAPITAL PROJECTS

ACTIVE PROJECTS

Coyote Hills Center

Project: 147800

Description: Design new visitor center.

Managed By: Design & Construction

Type: Public access

Operating Impact: No change to revenue or costs anticipated.

Funding Source:	Budget at 12/31/2009	2010 Approp	Total Budget		
Coyote Hills WW Bond Principal	75,000	0	75,000		
Project Total:	<u>75,000</u>	<u>0</u>	<u>75,000</u>		
5 Year Expenditure Plan	Expend to Date	2010	2011	2012	2013/2014
	<u>0</u>	<u>75,000</u>	<u>0</u>	<u>0</u>	<u>0</u>

2010-2014 CAPITAL PROJECTS

ACTIVE PROJECTS

Coyote Hills Regional Park

Project: 112900

Description: Purchase and install a double vault toilet for \$50,000; construct a camp shelter for \$35,000 at Coyote Hills Group Camp.

Managed By: Maintenance

Type: Public access

Operating Impact: No changes to revenue or costs anticipated.

Funding Source:	Budget at 12/31/2009	2010 Approp	Total Budget
Regional Parks Foundation	85,000	0	85,000
Project Total:	<u>85,000</u>	<u>0</u>	<u>85,000</u>

5 Year Expenditure Plan	Expend to Date	2010	2011	2012	2013/2014
	41,542	43,458	0	0	0

Project: 124800

Description: Install new water main for potable water service and fire fighting capacity at security residence.

Managed By: Design & Construction

Type: Infrastructure

Operating Impact: No changes to revenue or costs anticipated.

Funding Source:	Budget at 12/31/2009	2010 Approp	Total Budget
Measure AA Bond	40,000	0	40,000
General Fund	17,600	0	17,600
Private Party Grants	38,098	0	38,098
Project Total:	<u>95,698</u>	<u>0</u>	<u>95,698</u>

5 Year Expenditure Plan	Expend to Date	2010	2011	2012	2013/2014
	471	0	95,227	0	0

Project: 143900

Description: Facilitate construction of public access and recreational improvements within the Dumbarton Quarry site. Grading and some improvements will be provided by Dumbarton Quarry Assoc. prior to the District taking possession of the property. The park opening is delayed while the District identifies a water source to fill the quarry pit.

Managed By: Park Operations

Type: Public access

Operating Impact: Anticipated First Year of Operation: 2016
 Operating Fund Source: General Fund
 New Revenue: \$100,000 Start Up Cost: \$ 80,000
 Personnel: 3.92 FTE Annual Operating Cost:\$557,006

Funding Source:	Budget at 12/31/2009	2010 Approp	Total Budget
General Fund	5,000	0	5,000
Project Total:	<u>5,000</u>	<u>0</u>	<u>5,000</u>

5 Year Expenditure Plan	Expend to Date	2010	2011	2012	2013/2014
	0	1,250	1,250	1,250	1,250
2010 Adopted Budget		135			

East Bay Regional Park District

2010-2014 CAPITAL PROJECTS

ACTIVE PROJECTS

Coyote Hills Regional Park - continued

Project: 225000

Description: Patterson Ranch property.

Managed By: Land

Type: Land acquisition

Operating Impact: No changes to revenue or costs anticipated.

Funding Source:	Budget at 12/31/2009	2010 Approp	Total Budget
Measure AA Bond	67,000	0	67,000
Project Total:	<u>67,000</u>	<u>0</u>	<u>67,000</u>

5 Year Expenditure Plan	Expend to Date	2010	2011	2012	2013/2014
	67,485	0	0	0	0

Project: 501400

Description: Three year Wetland project, consisting of improvement and conservation of wildlife habitat at Coyote Hills, public education and partnerships for up to 60,000 participants.

Managed By: Stewardship

Type: Resource protection

Operating Impact: No changes to revenue or costs anticipated.

Funding Source:	Budget at 12/31/2009	2010 Approp	Total Budget
Regional Parks Foundation	35,000	0	35,000
Project Total:	<u>35,000</u>	<u>0</u>	<u>35,000</u>

5 Year Expenditure Plan	Expend to Date	2010	2011	2012	2013/2014
	2,068	32,932	0	0	0

2010-2014 CAPITAL PROJECTS

ACTIVE PROJECTS

Crockett Hills Regional Park

Project: 216600

Description: C&H Rolph Park Drive

Managed By: Land

Type: Land acquisition

Operating Impact: No changes to revenue or costs anticipated.

Funding Source:	Budget at 12/31/2009	2010 Approp	Total Budget
Measure AA Bond	11,550	0	11,550
Project Total:	<u>11,550</u>	<u>0</u>	<u>11,550</u>

5 Year Expenditure Plan	Expend to Date	2010	2011	2012	2013/2014
	2,222	9,328			

Project: 216601

Description: Fencing, grading and signs as part of safety and security improvements.

Managed By: Land

Type: Land acquisition

Operating Impact: No changes to revenue or costs anticipated.

Funding Source:	Budget at 12/31/2009	2010 Approp	Total Budget
Measure AA Bond	5,200	0	5,200
Project Total:	<u>5,200</u>	<u>0</u>	<u>5,200</u>

5 Year Expenditure Plan	Expend to Date	2010	2011	2012	2013/2014
	0	5,200	0	0	0

Project: 217100

Description: Bush acquisition.

Managed By: Land

Type: Land acquisition

Operating Impact: No changes to revenue or costs anticipated.

Funding Source:	Budget at 12/31/2009	2010 Approp	Total Budget
Measure AA Bond Interest	15,200	0	15,200
Park & Rec Prop 40 Per Capita	360,000	0	360,000
Project Total:	<u>375,200</u>	<u>0</u>	<u>375,200</u>

5 Year Expenditure Plan	Expend to Date	2010	2011	2012	2013/2014
	370,243	4,957	0	0	0

2010-2014 CAPITAL PROJECTS

ACTIVE PROJECTS

Crockett Hills Regional Park - continued

Project: 217101

Description: Mays-Bush Safety and Security Phase.

Managed By: Land

Type: Land acquisition

Operating Impact: No changes to revenue or costs anticipated.

Funding Source:	Budget at 12/31/2009	2010 Approp	Total Budget
Measure AA Bond Interest	20,800	0	20,800
Project Total:	<u>20,800</u>	<u>0</u>	<u>20,800</u>

5 Year Expenditure Plan	Expend to Date	2010	2011	2012	2013/2014
	0	20,800	0	0	0

Project: 233701

Description: Stewart II-Improve spring and develop a well on the property. Install fencing, gates, signs and control weeds.

Managed By: Land

Type: Safety & security

Operating Impact: No changes to revenue or costs anticipated.

Funding Source:	Budget at 12/31/2009	2010 Approp	Total Budget
Measure AA Bond Interest	86,050	0	86,050
Project Total:	<u>86,050</u>	<u>0</u>	<u>86,050</u>

5 Year Expenditure Plan	Expend to Date	2010	2011	2012	2013/2014
	8,324	77,726	0	0	0

2010-2014 CAPITAL PROJECTS

ACTIVE PROJECTS

Crown Regional Shoreline

Project: 501200

Description: Four year California Clapper Rail project consisting of improvements in the Roemer Bird Sanctuary at Crown Beach in Alameda, and public education and partnerships for up to 6,000 participants.

Managed By: Stewardship

Type: Resource protection

Operating Impact: No changes to revenue or costs anticipated.

Funding Source:	Budget at 12/31/2009	2010 Approp	Total Budget
Regional Parks Foundation	25,000	0	25,000
Project Total:	<u>25,000</u>	<u>0</u>	<u>25,000</u>

5 Year Expenditure Plan	Expend to Date	2010	2011	2012	2013/2014
	8,395	16,605	0	0	0

Project: 503900

Description: Alameda Beach restoration.

Managed By: Trails

Type: Public access

Operating Impact: No changes to revenue or costs anticipated.

Funding Source:	Budget at 12/31/2009	2010 Approp	Total Budget
Crown Beach WW Bond Principal	80,000	0	80,000
Project Total:	<u>80,000</u>	<u>0</u>	<u>80,000</u>

5 Year Expenditure Plan	Expend to Date	2010	2011	2012	2013/2014
	0	80,000	0	0	0

Project: 547700

Description: Replenish 20,600 cubic yards of sand for beach and shoreline erosion repair. Damage caused by 2006 storms.

Managed By: Design & Construction

Type: Public access

Operating Impact: No changes to revenue or costs anticipated.

Funding Source:	Budget at 12/31/2009	2010 Approp	Total Budget
FEMA DR-1628 Large Prj >57,500	324,450	0	324,450
Project Total:	<u>324,450</u>	<u>0</u>	<u>324,450</u>

5 Year Expenditure Plan	Expend to Date	2010	2011	2012	2013/2014
	195,477	128,973	0	0	0

2010-2014 CAPITAL PROJECTS

ACTIVE PROJECTS

Crown Regional Shoreline - continued

Project: 547701

Description: Restore portion of sand beach to pre-2006 storm state by replenishing 50,000 cubic yards of beach sand.

Managed By: Design & Construction

Type: Infrastructure

Operating Impact: No changes to revenue or costs anticipated.

Funding Source:	Budget at 12/31/2009	2010 Approp	Total Budget
Disaster Recovery FR:GF 2791	100,000	0	100,000
Dept Boating & Waterways	1,500,000	0	1,500,000
Project Total:	<u>1,600,000</u>	<u>0</u>	<u>1,600,000</u>

5 Year Expenditure Plan	Expend to Date	2010	2011	2012	2013/2014
	0	100,000	0	0	0

Project: 548400

Description: Replace 94 wooden picnic tables with tables that can withstand the salty environment.

Managed By: Park Operations

Type: Infrastructure

Operating Impact: No changes to revenue or costs anticipated.

Funding Source:	Budget at 12/31/2009	2010 Approp	Total Budget
Measure CC Property Tax	50,000	25,000	75,000
Project Total:	<u>50,000</u>	<u>25,000</u>	<u>75,000</u>

5 Year Expenditure Plan	Expend to Date	2010	2011	2012	2013/2014
	35,423	5,000	5,000	5,000	24,577

2010-2014 CAPITAL PROJECTS

ACTIVE PROJECTS

Del Valle Regional Park

Project: 120502

Description: Install second replacement water tank.

Managed By: Design & Construction

Type: Infrastructure

Operating Impact: No changes to revenue or costs anticipated.

Funding Source:	Budget at 12/31/2009	2010 Approp	Total Budget
General Fund	34,114	0	34,114
Park & Rec Prop 40 RZH Per Cap	428,164	0	428,164
Project Total:	<u>462,278</u>	<u>0</u>	<u>462,278</u>

5 Year Expenditure Plan	Expend to Date	2010	2011	2012	2013/2014
	459,474	2,804	0	0	0

Project: 146200

Description: State will fund and install the new west boat dock. District to fund and construct ADA improvements as required to support the new dock access and provide design review inspection for both projects.

Managed By: Design & Construction

Type: Infrastructure

Operating Impact: No changes to revenue or costs anticipated.

Funding Source:	Budget at 12/31/2009	2010 Approp	Total Budget
General Fund	20,000	0	20,000
Project Total:	<u>20,000</u>	<u>0</u>	<u>20,000</u>

5 Year Expenditure Plan	Expend to Date	2010	2011	2012	2013/2014
	33,036	0	0	0	0

Project: 149800

Description: Make improvements to the electrical utilities.

Managed By: Design & Construction

Type: General

Operating Impact: No changes to revenue or costs anticipated.

Funding Source:	Budget at 12/31/2009	2010 Approp	Total Budget
General Fund	307,973	0	307,973
Project Total:	<u>307,973</u>	<u>0</u>	<u>307,973</u>

5 Year Expenditure Plan	Expend to Date	2010	2011	2012	2013/2014
	17,140	290,833	0	0	0

2010-2014 CAPITAL PROJECTS

ACTIVE PROJECTS

Del Valle Regional Park - continued

Project: 224701

Description: Newbury property safety and security

Managed By: Park Operations

Type: Safety & security

Operating Impact: No changes to revenue or costs anticipated.

Funding Source:	Budget at 12/31/2009	2010 Approp	Total Budget
General Fund	10,000	0	10,000
Project Total:	<u>10,000</u>	<u>0</u>	<u>10,000</u>

5 Year Expenditure Plan	Expend to Date	2010	2011	2012	2013/2014
	2,720	7,280	0	0	0

Project: 503500

Description: State will fund and install two new east side courtesy docks. District will provide design review and secondary inspection.

Managed By: Design & Construction

Type: Public access

Operating Impact: No changes to revenue or costs anticipated.

Funding Source:	Budget at 12/31/2009	2010 Approp	Total Budget
General Fund	5,000	0	5,000
Project Total:	<u>5,000</u>	<u>0</u>	<u>5,000</u>

5 Year Expenditure Plan	Expend to Date	2010	2011	2012	2013/2014
	85	4,915	0	0	0

Project: 550600

Description: Equestrian arena feasibility study.

Managed By: Park Operations

Type: Public access

Operating Impact: No changes to revenue or costs anticipated.

Funding Source:	Budget at 12/31/2009	2010 Approp	Total Budget
General Fund	15,000	0	15,000
Project Total:	<u>15,000</u>	<u>0</u>	<u>15,000</u>

5 Year Expenditure Plan	Expend to Date	2010	2011	2012	2013/2014
	0	1,000	14,000	0	0

2010-2014 CAPITAL PROJECTS

ACTIVE PROJECTS

Del Valle Regional Park - continued

Project: 551500

Description: Install microwave and wireless communications equipment to replace existing telephone lines, radio and data circuits to provide access to CSADA receivers used to monitor the waste treatment stations.

Managed By: Information Services

Type: Infrastructure

Operating Impact: No changes to revenue or costs anticipated.

Funding Source:		Budget at 12/31/2009	2010 Approp	Total Budget	
General Fund		55,252	0	55,252	
Project Total:		<u>55,252</u>	<u>0</u>	<u>55,252</u>	
5 Year Expenditure Plan	Expend to Date	2010	2011	2012	2013/2014
	56,986	0	0	0	0

2010-2014 CAPITAL PROJECTS

ACTIVE PROJECTS

Del Valle To Shadow Cliffs Regional Trail

Project: 150500

Description: Build and pave trail.

Managed By: Trails

Type: Infrastructure

Operating Impact: No changes to revenue or costs anticipated.

Funding Source:	Budget at 12/31/2009	2010 Approp	Total Budget
General Fund	180,857	0	180,857
Project Total:	<u>180,857</u>	<u>0</u>	<u>180,857</u>

5 Year Expenditure Plan	Expend to Date	2010	2011	2012	2013/2014
	0	180,857	0	0	0

Project: 216400

Description: Bobba property acquisition located at Del Valle to Shadow Cliffs.

Managed By: Land

Type: Land acquisition

Operating Impact: No changes to revenue or costs anticipated.

Funding Source:	Budget at 12/31/2009	2010 Approp	Total Budget
Measure AA Bond	150,000	0	150,000
Project Total:	<u>150,000</u>	<u>0</u>	<u>150,000</u>

5 Year Expenditure Plan	Expend to Date	2010	2011	2012	2013/2014
	227	149,773	0	0	0

2010-2014 CAPITAL PROJECTS

ACTIVE PROJECTS

Delta Landbank

Project: 207500

Description: East Contra Costa Corp Yard property.

Managed By: Land

Type: Land acquisition

Operating Impact: No changes to revenue or costs anticipated.

Funding Source:	Budget at 12/31/2009	2010 Approp	Total Budget
Measure AA Bond	220,000	0	220,000
Project Total:	<u>220,000</u>	<u>0</u>	<u>220,000</u>

5 Year Expenditure Plan	Expend to Date	2010	2011	2012	2013/2014
	213,812	6,188	0	0	0

Project: 224101

Description: Fallman property.

Managed By: Land

Type: Safety & security

Operating Impact: Anticipated first Year of Operation: 2012
 Operating Fund Source: General Fund
 New Revenue: \$0 Start Up Cost: \$0
 Personnel: .20 FTE Annual Operating Cost:\$31,716

Funding Source:	Budget at 12/31/2009	2010 Approp	Total Budget
Measure AA Bond	102,000	0	102,000
Project Total:	<u>102,000</u>	<u>0</u>	<u>102,000</u>

5 Year Expenditure Plan	Expend to Date	2010	2011	2012	2013/2014
	64,789	37,211	0	0	0

2010-2014 CAPITAL PROJECTS

ACTIVE PROJECTS

Delta/DeAnza Regional Trail

Project: 145700

Description: Installation of segment of the Delta DeAnza Trail from Neroly to Hillcrest. KB Homes to provide improvements for the District. District will provide design review and inspection.

Managed By: Trails

Type: Public access

Operating Impact: No changes to revenue or costs anticipated.

Funding Source:	Budget at 12/31/2009	2010 Approp	Total Budget
General Fund	24,000	0	24,000
Project Total:	24,000	0	24,000

5 Year Expenditure Plan	Expend to Date	2010	2011	2012	2013/2014
	25,600	0	0	0	0

Project: 501500

Description: District staff will review plans and provide secondary inspection for the City of Antioch's trail improvements that are part of the Somersville Road Bridge.

Managed By: Design & Construction

Type: Public access

Operating Impact: No changes to revenue or costs anticipated.

Funding Source:	Budget at 12/31/2009	2010 Approp	Total Budget
General Fund	8,000	0	8,000
Project Total:	8,000	0	8,000

5 Year Expenditure Plan	Expend to Date	2010	2011	2012	2013/2014
	5,862	2,138	0	0	0

2010-2014 CAPITAL PROJECTS

ACTIVE PROJECTS

Diablo Foothills Regional Park

Project: 103400

Description: Construct six picnic sites in the Castle Rock Recreation Area.

Managed By: Park Operations

Type: Public access

Operating Impact: No changes to revenue or costs anticipated.

Funding Source:	Budget at 12/31/2009	2010 Approp	Total Budget
General Fund	91,946	0	91,946
Project Total:	<u>91,946</u>	<u>0</u>	<u>91,946</u>

5 Year Expenditure Plan	Expend to Date	2010	2011	2012	2013/2014
	90,589	1,357	0	0	0

Project: 233600

Description: Purchase easements on the Magini property.

Managed By: Land

Type: Land acquisition

Operating Impact: No changes to revenue or costs anticipated.

Funding Source:	Budget at 12/31/2009	2010 Approp	Total Budget
Measure AA Bond	60,000	0	60,000
Project Total:	<u>60,000</u>	<u>0</u>	<u>60,000</u>

5 Year Expenditure Plan	Expend to Date	2010	2011	2012	2013/2014
	53,931	6,069	0	0	0

2010-2014 CAPITAL PROJECTS

ACTIVE PROJECTS

District Wide

Project: 102200

Description: Police boat purchase.

Managed By: Maintenance

Type: General

Operating Impact: No changes to revenue or costs anticipated.

Funding Source:	Budget at 12/31/2009	2010 Approp	Total Budget
General Fund	25,095	0	25,095
Calif Dept Boating Waterways	90,000	0	90,000
Project Total:	<u>115,095</u>	<u>0</u>	<u>115,095</u>

5 Year Expenditure Plan	<u>Expend to Date</u>	<u>2010</u>	<u>2011</u>	<u>2012</u>	<u>2013/2014</u>
	115,193		0	0	0

Project: 104400

Description: Replace helicopter fueling equipment system at the Hayward Airport facility.

Managed By: Public Safety

Type: Infrastructure

Operating Impact: No changes to revenue or costs anticipated.

Funding Source:	Budget at 12/31/2009	2010 Approp	Total Budget
General Fund	60,500	0	60,500
Project Total:	<u>60,500</u>	<u>0</u>	<u>60,500</u>

5 Year Expenditure Plan	<u>Expend to Date</u>	<u>2010</u>	<u>2011</u>	<u>2012</u>	<u>2013/2014</u>
	60,387	113	0	0	0

Project: 109000

Description: Peralta Oaks board room reconfiguration.

Managed By: Office Services

Type: Infrastructure

Operating Impact: No changes to revenue or costs anticipated.

Funding Source:	Budget at 12/31/2009	2010 Approp	Total Budget
General Fund	95,000	0	95,000
Project Total:	<u>95,000</u>	<u>0</u>	<u>95,000</u>

5 Year Expenditure Plan	<u>Expend to Date</u>	<u>2010</u>	<u>2011</u>	<u>2012</u>	<u>2013/2014</u>
	15,100	20,000	59,900	0	0

2010-2014 CAPITAL PROJECTS

ACTIVE PROJECTS

District Wide - continued

Project: 111400

Description: Make improvements to various concession stands throughout the District.

Managed By: Park Operations

Type: Infrastructure

Operating Impact: No changes to revenue or costs anticipated.

Funding Source:	Budget at 12/31/2009	2010 Approp	Total Budget
General Fund	15,000	0	15,000
Project Total:	<u>15,000</u>	<u>0</u>	<u>15,000</u>

5 Year Expenditure Plan	Expend to Date	2010	2011	2012	2013/2014
	0	7,500	7,500	0	0

Project: 128000

Description: Replace or upgrade information system hardware according to predetermined replacement schedule.

Managed By: Information Services

Type: General

Operating Impact: No changes to revenue or costs anticipated.

Funding Source:	Budget at 12/31/2009	2010 Approp	Total Budget
General Fund	1,190,176	146,000	1,336,176
Project Total:	<u>1,190,176</u>	<u>146,000</u>	<u>1,336,176</u>

5 Year Expenditure Plan	Expend to Date	2010	2011	2012	2013/2014
	1,127,974	208,202	0	0	0

Project: 128200

Description: Upgrade existing analog microwave communication system to digital. The microwave system connects all of the District hilltop radio sites to the Communications Center, facilitating radio and data transfer throughout the District.

Managed By: Public Safety

Type: General

Operating Impact: No changes to revenue or costs anticipated.

Funding Source:	Budget at 12/31/2009	2010 Approp	Total Budget
General Fund	1,065,000	0	1,065,000
Project Total:	<u>1,065,000</u>	<u>0</u>	<u>1,065,000</u>

5 Year Expenditure Plan	Expend to Date	2010	2011	2012	2013/2014
	1,047,111	17,889	0	0	0

2010-2014 CAPITAL PROJECTS

ACTIVE PROJECTS

District Wide - continued

Project: 128201

Description: Phase II: Strengthen the system, and provide improved infrastructure to guarantee communications and data transfer for all District operations.

Managed By: Public Safety

Type: General

Operating Impact: No changes to revenue or costs anticipated.

Funding Source:	Budget at 12/31/2009	2010 Approp	Total Budget
General Fund	600,000	0	600,000
Project Total:	<u>600,000</u>	<u>0</u>	<u>600,000</u>

5 Year Expenditure Plan	Expend to Date	2010	2011	2012	2013/2014
	575,587	24,413	0	0	0

Project: 139900

Description: Make improvements to the regional weather alert system.

Managed By: Fire Dept

Type: Resource protection

Operating Impact: No changes to revenue or costs anticipated.

Funding Source:	Budget at 12/31/2009	2010 Approp	Total Budget
Fireman's Fund Heritage Grant	25,000	0	25,000
Project Total:	<u>25,000</u>	<u>0</u>	<u>25,000</u>

5 Year Expenditure Plan	Expend to Date	2010	2011	2012	2013/2014
	21,648	3,352	0	0	0

Project: 141100

Description: Replace the District's telephone system.

Managed By: Information Services

Type: Infrastructure

Operating Impact: No changes to revenue or costs anticipated.

Funding Source:	Budget at 12/31/2009	2010 Approp	Total Budget
General Fund	442,332	0	442,332
Project Total:	<u>442,332</u>	<u>0</u>	<u>442,332</u>

5 Year Expenditure Plan	Expend to Date	2010	2011	2012	2013/2014
	340,521	101,811	0	0	0

2010-2014 CAPITAL PROJECTS

ACTIVE PROJECTS

District Wide - continued

Project: 142800

Description: Remodel the Finance office at District headquarters to accomodate one additional staff person and improve data storage.

Managed By: Administration

Type: Infrastructure

Operating Impact: No changes to revenue or costs anticipated.

Funding Source:	Budget at 12/31/2009	2010 Approp	Total Budget		
General Fund	50,000	0	50,000		
Project Total:	<u>50,000</u>	<u>0</u>	<u>50,000</u>		
5 Year Expenditure Plan	Expend to Date	2010	2011	2012	2013/2014
	46,777	3,223	0	0	0

Project: 144200

Description: Provide funding for preliminary repairs to damage caused by 2006 winter storms.

Managed By: Design & Construction

Type: General

Operating Impact: No changes to revenue or costs anticipated.

Funding Source:	Budget at 12/31/2009	2010 Approp	Total Budget		
Disaster Recovery FR:GF 2791	150,000	0	150,000		
Project Total:	<u>150,000</u>	<u>0</u>	<u>150,000</u>		
5 Year Expenditure Plan	Expend to Date	2010	2011	2012	2013/2014
	335	74,832	74,833	0	0

Project: 145500

Description: Purchase a new vehicle for construction inspector.

Managed By: Design & Construction

Type: General

Operating Impact: No changes to revenue or costs anticipated.

Funding Source:	Budget at 12/31/2009	2010 Approp	Total Budget		
General Fund	37,000	0	37,000		
Project Total:	<u>37,000</u>	<u>0</u>	<u>37,000</u>		
5 Year Expenditure Plan	Expend to Date	2010	2011	2012	2013/2014
	34,627	0	0	0	0

2010-2014 CAPITAL PROJECTS

ACTIVE PROJECTS

District Wide - continued

Project: 148200

Description: Purchase wastewater monitoring system.

Managed By: Maintenance

Type: Infrastructure

Operating Impact: No changes to revenue or costs anticipated.

Funding Source:	Budget at 12/31/2009	2010 Approp	Total Budget
General Fund	160,101	0	160,101
Project Total:	<u>160,101</u>	<u>0</u>	<u>160,101</u>

5 Year Expenditure Plan	Expend to Date	2010	2011	2012	2013/2014
	11,201	148,900	0	0	0

Project: 150300

Description: Enhance communications with wireless capability for District's existing Spillman Mobile system to decrease response time and reduce radio traffic. Replace forty obsolete Autocite devices used for citation records.

Managed By: Public Safety

Type: General

Operating Impact: No changes to revenue or costs anticipated.

Funding Source:	Budget at 12/31/2009	2010 Approp	Total Budget
General Fund	188,000	0	188,000
Project Total:	<u>188,000</u>	<u>0</u>	<u>188,000</u>

5 Year Expenditure Plan	Expend to Date	2010	2011	2012	2013/2014
	0	188,000	0	0	0

Project: 170300

Description: Five-year lease-purchase agreement to finance the acquisition of one American Eurocopter AS 350 B3 to replace the 27 year old helicopter currently in use by Public Safety. Helicopter will be delivered for use in 2008.

Managed By: Public Safety

Type: Infrastructure

Operating Impact: No changes to revenue or costs anticipated.

Funding Source:	Budget at 12/31/2009	2010 Approp	Total Budget
Proceeds from Debt Incurred	3,558,000	0	3,558,000
Project Total:	<u>3,558,000</u>	<u>0</u>	<u>3,558,000</u>

5 Year Expenditure Plan	Expend to Date	2010	2011	2012	2013/2014
	2,647,564	910,436	0	0	0

2010-2014 CAPITAL PROJECTS

ACTIVE PROJECTS

District Wide - continued

Project: 170600

Description: Upgrade various base radio stations throughout the District to improve communications between park operations staff and fire personnel. The upgrade will improve District staff response to emergencies.

Managed By: Public Safety

Type: Infrastructure

Operating Impact: No changes to revenue or costs anticipated.

Funding Source:	Budget at 12/31/2009	2010 Approp	Total Budget
General Fund	186,500	0	186,500
Project Total:	<u>186,500</u>	<u>0</u>	<u>186,500</u>

5 Year Expenditure Plan	Expend to Date	2010	2011	2012	2013/2014
	171,939	14,561	0	0	0

Project: 171700

Description: Build the new mobile fish exhibit; costs include staff time and contracted services.

Managed By: Interpretation/Recreation

Type: Infrastructure

Operating Impact: Anticipated First Year Of Operation: 2010
 Operating Fund Source: General Fund
 New Revenue:\$5,000 Start Up Cost: \$6,400
 Personnel: 1.53 FTE Annual Operating Cost:\$194,568

Funding Source:	Budget at 12/31/2009	2010 Approp	Total Budget
General Fund	75,000	0	75,000
Project Total:	<u>75,000</u>	<u>0</u>	<u>75,000</u>

5 Year Expenditure Plan	Expend to Date	2010	2011	2012	2013/2014
	80,602	0	0	0	0

Project: 171900

Description: Improvement of Public Safety Substation at Contra Loma.

Managed By: Public Safety

Type: General

Operating Impact: No changes to revenue or costs anticipated.

Funding Source:	Budget at 12/31/2009	2010 Approp	Total Budget
General Fund	38,000	0	38,000
Project Total:	<u>38,000</u>	<u>0</u>	<u>38,000</u>

5 Year Expenditure Plan	Expend to Date	2010	2011	2012	2013/2014
	24,024	13,976	0	0	0

2010-2014 CAPITAL PROJECTS

ACTIVE PROJECTS

District Wide

Project: 172100

Description: Begin the design and build phase for mobile visitor center.

Managed By: Park Operations

Type: Infrastructure

Operating Impact: Anticipated First Year of Operation: 2010

Operating Fund Source: General Fund

New Revenue: \$0 Start Up Cost:\$2,500

Personnel: 2.02 FTE Annual Operating Cost:\$253,737

Funding Source:	Budget at 12/31/2009	2010 Approp	Total Budget
General Fund	300,000	0	300,000
Project Total:	300,000	0	300,000

5 Year Expenditure Plan	Expend to Date	2010	2011	2012	2013/2014
	115,139	184,861	0	0	0

Project: 172500

Description: Residence building improvement.

Managed By: Maintenance

Type: Infrastructure

Operating Impact: No changes to revenue or costs anticipated.

Funding Source:	Budget at 12/31/2009	2010 Approp	Total Budget
General Fund	7,500	0	7,500
Project Total:	7,500	0	7,500

5 Year Expenditure Plan	Expend to Date	2010	2011	2012	2013/2014
	2,914	4,586	0	0	0

2010-2014 CAPITAL PROJECTS

ACTIVE PROJECTS

District Wide

Project: 173200

Description: Funding appropriated from nine different WW Bond allocation areas will be used to develop Habitat Conservation Plan and Natural Community Conservation Plans for specific park projects in Contra Costa County.

Managed By: Stewardship

Type: Resource protection

Operating Impact: No changes to revenue or costs anticipated.

Funding Source:	Budget at 12/31/2009	2010 Approp	Total Budget
Black Diamond WW Bnd Principal	8,500	0	8,500
Clayton Ranch WW Bond Principl	8,500	0	8,500
Diablo Fthl WW Bond Principal	8,500	0	8,500
IH to Mt Diablo WW Bond Princi	8,500	0	8,500
Marsh Creek Tr WW Bond Princip	8,500	0	8,500
Morgan Terr WW Bond Principal	8,500	0	8,500
Round Valley WW Bond Principal	8,500	0	8,500
Tassjara Creek Trail WW Princi	8,500	0	8,500
Vasco Caves WW Bond Principal	8,500	0	8,500
Project Total:	<u>76,500</u>	<u>0</u>	<u>76,500</u>

5 Year Expenditure Plan	Expend to Date	2010	2011	2012	2013/2014
	0	76,500	0	0	0

Project: 216301

Description: Safety & Security Phase of Acquisition that will allow for the costs of fencing and well closure on the property.

Managed By: Land

Type: Safety & security

Operating Impact: No changes to revenue or costs anticipated.

Funding Source:	Budget at 12/31/2009	2010 Approp	Total Budget
Measure AA Bond Interest	40,500	0	40,500
Project Total:	<u>40,500</u>	<u>0</u>	<u>40,500</u>

5 Year Expenditure Plan	Expend to Date	2010	2011	2012	2013/2014
	0	40,500			

2010-2014 CAPITAL PROJECTS

ACTIVE PROJECTS

District Wide

Project: 229500

Description: Contra Costa Co. zoning permit conflicts.

Managed By: Land

Type: Land acquisition

Operating Impact: No changes to revenue or costs anticipated.

Funding Source:	Budget at 12/31/2009	2010 Approp	Total Budget
General Fund	5,000	0	5,000
Project Total:	<u>5,000</u>	<u>0</u>	<u>5,000</u>

5 Year Expenditure Plan	Expend to Date	2010	2011	2012	2013/2014
	3,256	1,744	0	0	

Project: 229600

Description: FUA #1 land use conflicts.

Managed By: Land

Type: Land acquisition

Operating Impact: No changes to revenue or costs anticipated.

Funding Source:	Budget at 12/31/2009	2010 Approp	Total Budget
General Fund	10,000	0	10,000
Designated for Land Fund	5,000	0	5,000
Project Total:	<u>15,000</u>	<u>0</u>	<u>15,000</u>

5 Year Expenditure Plan	Expend to Date	2010	2011	2012	2013/2014
	9,096	5,904	0	0	0

2010-2014 CAPITAL PROJECTS

ACTIVE PROJECTS

District Wide

Project: 229900

Description: Designated funding for future acquisitions.

Managed By: Land

Type: Land acquisition

Operating Impact: No changes to revenue or costs anticipated.

Funding Source:	Budget at 12/31/2009	2010 Approp	Total Budget
Measure AA Bond	4,496,106	15,357,081	19,853,187
Measure AA Bond Interest	1,050,182	3,200,000	4,250,182
District Land Exchange Account	23,350	0	23,350
Designated for Land Fund	1,000,450	1,000,000	2,000,450
Meas WW Bond-Unallocated Bdgt	11,192,700	15,000,000	26,192,700
Project Total:	17,762,788	34,557,081	52,319,869

5 Year Expenditure Plan	Expend to Date	2010	2011	2012	2013/2014
	0	52,319,869	0	0	0

Project: 230000

Description: Future preliminary acquisition studies.

Managed By: Land

Type: Land acquisition

Operating Impact: No changes to revenue or costs anticipated.

Funding Source:	Budget at 12/31/2009	2010 Approp	Total Budget
Measure AA Bond	186,022	74,000	260,022
Measure AA Bond Interest	7,510	100,000	107,510
Designated for Land Fund	212,702	25,000	237,702
Land-Habitat Conservation Plan	110,400	0	110,400
Meas WW Bond-Unallocated Bdgt	205,000	220,000	425,000
Project Total:	721,634	419,000	1,140,634

5 Year Expenditure Plan	Expend to Date	2010	2011	2012	2013/2014
	0	1,140,634	0	0	0

2010-2014 CAPITAL PROJECTS

ACTIVE PROJECTS

District Wide

Project: 230009

Description: Combined budgets of sixty-nine preliminary acquisition studies, currently in progress.

Managed By: Land

Type: Land acquisition

Operating Impact: No changes to revenue or costs anticipated.

Funding Source:	Budget at 12/31/2009	2010 Approp	Total Budget
Measure AA Bond	478,444	0	478,444
Measure AA Bond Interest	341,556	0	341,556
Land-Habitat Conservation Plan	50,000	0	50,000
Black Diamond WW Bnd Principal	10,000	0	10,000
Briones WW Bond Principal	10,000	0	10,000
Byron Vernal Pools WW Bnd Prin	20,000	0	20,000
Garin WW Bond Principal	10,000	0	10,000
Leona Open Space WW Bnd Princi	15,000	0	15,000
Mission Peak WW Bond Principal	10,000	0	10,000
Pleasanton Ridge WW Bond Princ	10,000	0	10,000
Vargas Plateau WW Bond Princip	10,000	0	10,000
Project Total:	<u>965,000</u>	<u>0</u>	<u>965,000</u>

5 Year Expenditure Plan	Expend to Date	2010	2011	2012	2013/2014
	572,535	392,465	0	0	0

Project: 230700

Description: Murray Township acquisitions.

Managed By: Land

Type: Land acquisition

Operating Impact: No changes to revenue or costs anticipated.

Funding Source:	Budget at 12/31/2009	2010 Approp	Total Budget
General Fund	450,000	0	450,000
Project Total:	<u>450,000</u>	<u>0</u>	<u>450,000</u>

5 Year Expenditure Plan	Expend to Date	2010	2011	2012	2013/2014
	0	450,000	0	0	0

2010-2014 CAPITAL PROJECTS

ACTIVE PROJECTS

District Wide

Project: 240000

Description: Urban acquisition.

Managed By: Land

Type: Land acquisition

Operating Impact: No changes to revenue or costs anticipated.

Funding Source:	Budget at 12/31/2009	2010 Approp	Total Budget
Park & Rec Prop 40 Per Capita	126,569	0	126,569
Park & Rec Prop 40 RZH Per Cap	1,415,076	0	1,415,076
Project Total:	<u>1,541,645</u>	<u>0</u>	<u>1,541,645</u>

5 Year Expenditure Plan	<u>Expend to Date</u>	<u>2010</u>	<u>2011</u>	<u>2012</u>	<u>2013/2014</u>
	0	1,541,645	0	0	0

Project: 250000

Description: Future District Facilities

Managed By: Land

Type: Land acquisition

Operating Impact: No changes to revenue or costs anticipated.

Funding Source:	Budget at 12/31/2009	2010 Approp	Total Budget
General Fund	6,000,000	0	6,000,000
Project Total:	<u>6,000,000</u>	<u>0</u>	<u>6,000,000</u>

5 Year Expenditure Plan	<u>Expend to Date</u>	<u>2010</u>	<u>2011</u>	<u>2012</u>	<u>2013/2014</u>
	0	6,000,000			

2010-2014 CAPITAL PROJECTS

ACTIVE PROJECTS

District Wide

Project: 500500

Description: Funds will be used for staff time and contracted services for sudden oak death study.

Managed By: Stewardship

Type: Resource protection

Operating Impact: No changes to revenue or costs anticipated.

Funding Source:	Budget at 12/31/2009	2010 Approp	Total Budget
General Fund	100,000	0	100,000
Project Total:	<u>100,000</u>	<u>0</u>	<u>100,000</u>

5 Year Expenditure Plan	Expend to Date	2010	2011	2012	2013/2014
	<u>100,000</u>	<u>0</u>	<u>0</u>	<u>0</u>	<u>0</u>

Project: 500700

Description: \$56k of this budget is funding a Resource Analyst position to assist with wildland vegetation management and the remainder will be used to monitor wildland vegetation.

Managed By: Stewardship

Type: Resource protection

Operating Impact: No changes to revenue or costs anticipated.

Funding Source:	Budget at 12/31/2009	2010 Approp	Total Budget
General Fund	217,540	0	217,540
Project Total:	<u>217,540</u>	<u>0</u>	<u>217,540</u>

5 Year Expenditure Plan	Expend to Date	2010	2011	2012	2013/2014
	<u>188,196</u>	<u>29,344</u>	<u>0</u>	<u>0</u>	<u>0</u>

2010-2014 CAPITAL PROJECTS

ACTIVE PROJECTS

District Wide - continued

Project: 500900

Description: Hire consultant to assess the future needs of the public safety headquarters for work and training space.

Managed By: Public Safety

Type: Infrastructure

Operating Impact: No changes to revenue or costs anticipated.

Funding Source:	Budget at 12/31/2009	2010 Approp	Total Budget
General Fund	50,000	0	50,000
Project Total:	<u>50,000</u>	<u>0</u>	<u>50,000</u>

5 Year Expenditure Plan	Expend to Date	2010	2011	2012	2013/2014
	44,560	5,440	0	0	0

Project: 501000

Description: The District wishes to preserve the valuable human resource available via documentation of oral histories from members of the community where our parks are located. Funding for this project will allow for the preservation of that historical knowledge.

Managed By: Interpretation/Recreation

Type: Resource protection

Operating Impact: No changes to revenue or costs anticipated.

Funding Source:	Budget at 12/31/2009	2010 Approp	Total Budget
General Fund	20,000	0	20,000
Project Total:	<u>20,000</u>	<u>0</u>	<u>20,000</u>

5 Year Expenditure Plan	Expend to Date	2010	2011	2012	2013/2014
	5,554	14,446	0	0	0

Project: 503200

Description: Purchase 50 beverage container recycling bins for installation in parks throughout the District.

Managed By: Maintenance

Type: General

Operating Impact: No changes to revenue or costs anticipated.

Funding Source:	Budget at 12/31/2009	2010 Approp	Total Budget
Prop 40 SCC S.F. Bay Trail	26,500	0	26,500
Project Total:	<u>26,500</u>	<u>0</u>	<u>26,500</u>

5 Year Expenditure Plan	Expend to Date	2010	2011	2012	2013/2014
	0	26,500	0	0	0

2010-2014 CAPITAL PROJECTS

ACTIVE PROJECTS

District Wide - continued

Project: 504500

Description: Remodel office space for Operations and Design & Construction.

Managed By: Office Services

Type: Infrastructure

Operating Impact: No changes to revenue or costs anticipated.

Funding Source:	Budget at 12/31/2009	2010 Approp	Total Budget
General Fund	66,500	0	66,500
Project Total:	<u>66,500</u>	<u>0</u>	<u>66,500</u>

5 Year Expenditure Plan	Expend to Date	2010	2011	2012	2013/2014
	0	66,500	0	0	0

Project: 504700

Description: Contract University of California to establish a grassland monitoring study to assess the health and diversity of the District's grasslands.

Managed By: Stewardship

Type: Resource protection

Operating Impact: No changes to revenue or costs anticipated.

Funding Source:	Budget at 12/31/2009	2010 Approp	Total Budget
General Fund	70,000	0	70,000
Resource Enhancement Program	5,000	0	5,000
Project Total:	<u>75,000</u>	<u>0</u>	<u>75,000</u>

5 Year Expenditure Plan	Expend to Date	2010	2011	2012	2013/2014
	0	75,000	0	0	0

Project: 505300

Description: Road maintenance for communication sites.

Managed By: Maintenance

Type: Infrastructure

Operating Impact: No changes to revenue or costs anticipated.

Funding Source:	Budget at 12/31/2009	2010 Approp	Total Budget
General Fund	79,439	0	79,439
Project Total:	<u>79,439</u>	<u>0</u>	<u>79,439</u>

5 Year Expenditure Plan	Expend to Date	2010	2011	2012	2013/2014
	63,395	3,000	3,000	3,000	7,044

2010-2014 CAPITAL PROJECTS

ACTIVE PROJECTS

District Wide - continued

Project: 505900

Description: Paving rehabilitation throughout the District.

Managed By: Maintenance

Type: Infrastructure

Operating Impact: No changes to revenue or costs anticipated.

Funding Source:	Budget at 12/31/2009	2010 Approp	Total Budget
General Fund	146,466	0	146,466
Contra Costa Co Water District	10,000	0	10,000
Project Total:	<u>156,466</u>	<u>0</u>	<u>156,466</u>

5 Year Expenditure Plan	Expend to Date	2010	2011	2012	2013/2014
	108,747	47,719	0	0	0

Project: 507304

Description: Program for marsh clean-up, Clapper Rail habitat enhancement and spartina control.

Managed By: Stewardship

Type: Resource protection

Operating Impact: No changes to revenue or costs anticipated.

Funding Source:	Budget at 12/31/2009	2010 Approp	Total Budget
CA Coastal Conservancy	292,776	0	292,776
Measure CC Property Tax	9,311	4,738	14,049
Project Total:	<u>302,087</u>	<u>4,738</u>	<u>306,825</u>

5 Year Expenditure Plan	Expend to Date	2010	2011	2012	2013/2014
	306,789	36	0	0	0

Project: 519200

Description: District payroll system programming refinement.

Managed By: Administration

Type: General

Operating Impact: No changes to revenue or costs anticipated.

Funding Source:	Budget at 12/31/2009	2010 Approp	Total Budget
General Fund	304,999	0	304,999
Project Total:	<u>304,999</u>	<u>0</u>	<u>304,999</u>

5 Year Expenditure Plan	Expend to Date	2010	2011	2012	2013/2014
	228,416	76,583	0	0	0

2010-2014 CAPITAL PROJECTS

ACTIVE PROJECTS

District Wide - continued

Project: 520000

Description: Habitat protection.

Managed By: Stewardship

Type: Resource protection

Operating Impact: No changes to revenue or costs anticipated.

Funding Source:	Budget at 12/31/2009	2010 Approp	Total Budget
General Fund	377,500	0	377,500
Resource Enhancement Program	20,000	0	20,000
Project Total:	<u>397,500</u>	<u>0</u>	<u>397,500</u>

5 Year Expenditure Plan	Expend to Date	2010	2011	2012	2013/2014
	376,915	20,585	0	0	0

Project: 520700

Description: Maintenance for paved roads and trails.

Managed By: Maintenance

Type: Infrastructure

Operating Impact: No changes to revenue or costs anticipated.

Funding Source:	Budget at 12/31/2009	2010 Approp	Total Budget
General Fund	2,258,312	100,000	2,358,312
Park & Rec Prop 12 Per Capita	739,160	0	739,160
Project Total:	<u>2,997,473</u>	<u>100,000</u>	<u>3,097,473</u>

5 Year Expenditure Plan	Expend to Date	2010	2011	2012	2013/2014
	2,010,958	800,000	286,515	0	0

Project: 521500

Description: Annual beach sand replacement.

Managed By: Park Operations

Type: Infrastructure

Operating Impact: No changes to revenue or costs anticipated.

Funding Source:	Budget at 12/31/2009	2010 Approp	Total Budget
General Fund	75,000	0	75,000
Project Total:	<u>75,000</u>	<u>0</u>	<u>75,000</u>

5 Year Expenditure Plan	Expend to Date	2010	2011	2012	2013/2014
	37,071	7,000	7,000	7,000	16,929

2010-2014 CAPITAL PROJECTS

ACTIVE PROJECTS

District Wide - continued

Project: 533100

Description: Maintenance of pipes and pumps.

Managed By: Maintenance

Type: Infrastructure

Operating Impact: No changes to revenue or costs anticipated.

Funding Source:	Budget at 12/31/2009	2010 Approp	Total Budget
General Fund	200,000	0	200,000
Project Total:	<u>200,000</u>	<u>0</u>	<u>200,000</u>

5 Year Expenditure Plan	Expend to Date	2010	2011	2012	2013/2014
	145,319	25,000	25,000	4,681	0

Project: 534100

Description: Automated fee collections program.

Managed By: Park Operations

Type: Infrastructure

Operating Impact: No changes to revenue or costs anticipated.

Funding Source:	Budget at 12/31/2009	2010 Approp	Total Budget
General Fund	70,000	0	70,000
Project Total:	<u>70,000</u>	<u>0</u>	<u>70,000</u>

5 Year Expenditure Plan	Expend to Date	2010	2011	2012	2013/2014
	69,308	0	692	0	0

Project: 535000

Description: Maintain, restore District bridges.

Managed By: Maintenance

Type: Public access

Operating Impact: No changes to revenue or costs anticipated.

Funding Source:	Budget at 12/31/2009	2010 Approp	Total Budget
General Fund	50,055	0	50,055
Project Total:	<u>50,055</u>	<u>0</u>	<u>50,055</u>

5 Year Expenditure Plan	Expend to Date	2010	2011	2012	2013/2014
	0	25,000	25,055	0	0

2010-2014 CAPITAL PROJECTS

ACTIVE PROJECTS

District Wide - continued

Project: 535100

Description: Renovate and maintain various playgrounds throughout the District.

Managed By: Maintenance

Type: Public access

Operating Impact: No changes to revenue or costs anticipated.

Funding Source:	Budget at 12/31/2009	2010 Approp	Total Budget
General Fund	98,894	0	98,894
Regional Parks Foundation	100,000	0	100,000
Project Total:	<u>198,894</u>	<u>0</u>	<u>198,894</u>

5 Year Expenditure Plan	Expend to Date	2010	2011	2012	2013/2014
	103,457	30,000	65,437	0	0

Project: 535200

Description: Maintain piers throughout the District.

Managed By: Maintenance

Type: Infrastructure

Operating Impact: No changes to revenue or costs anticipated.

Funding Source:	Budget at 12/31/2009	2010 Approp	Total Budget
General Fund	74,389	0	74,389
Project Total:	<u>74,389</u>	<u>0</u>	<u>74,389</u>

5 Year Expenditure Plan	Expend to Date	2010	2011	2012	2013/2014
	28,696	30,000	15,693	0	0

Project: 535600

Description: Upgrade equipment to meet American with Disabilities Act requirements.

Managed By: Design & Construction

Type: Public access

Operating Impact: No changes to revenue or costs anticipated.

Funding Source:	Budget at 12/31/2009	2010 Approp	Total Budget
General Fund	564,397	100,000	664,397
Project Total:	<u>564,397</u>	<u>100,000</u>	<u>664,397</u>

5 Year Expenditure Plan	Expend to Date	2010	2011	2012	2013/2014
	104,397	40,000	428,709	91,291	0

2010-2014 CAPITAL PROJECTS

ACTIVE PROJECTS

District Wide - continued

Project: 535601

Description: Upgrade District website to make it accessible for disabled users.

Managed By: Administration

Type: General

Operating Impact: No changes to revenue or costs anticipated.

Funding Source:	Budget at 12/31/2009	2010 Approp	Total Budget
General Fund	100,000	0	100,000
Project Total:	<u>100,000</u>	<u>0</u>	<u>100,000</u>

5 Year Expenditure Plan	Expend to Date	2010	2011	2012	2013/2014
	87,610	12,390	0	0	0

Project: 535602

Description: Resolve issues related to universal access. New ADA crew will address tasks previously determined to require time and skills beyond existing park staff capacity.

Managed By: Maintenance

Type: Public access

Operating Impact: No changes to revenue or costs anticipated.

Funding Source:	Budget at 12/31/2009	2010 Approp	Total Budget
General Fund	1,084,623	300,000	1,384,623
Park & Rec Prop 40 Per Capita	46,755	0	46,755
Project Total:	<u>1,131,378</u>	<u>300,000</u>	<u>1,431,378</u>

5 Year Expenditure Plan	Expend to Date	2010	2011	2012	2013/2014
	344,506	1,086,872	0	0	

Project: 535603

Description: Resolve access issues within parks. A3 and A4 level corrections may be completed by existing park staff.

Managed By: Park Operations

Type: Public access

Operating Impact: No changes to revenue or costs anticipated.

Funding Source:	Budget at 12/31/2009	2010 Approp	Total Budget
General Fund	126,400	100,000	226,400
Project Total:	<u>126,400</u>	<u>100,000</u>	<u>226,400</u>

5 Year Expenditure Plan	Expend to Date	2010	2011	2012	2013/2014
	121,090	105,310	0	0	0

2010-2014 CAPITAL PROJECTS

ACTIVE PROJECTS

District Wide - continued

Project: 535700

Description: Install 10 interpretive signs for the Juan Bautista de Anza National Historic Trail.

Managed By: Interpretation/Recreation

Type: General

Operating Impact: No changes to revenue or costs anticipated.

Funding Source:	Budget at 12/31/2009	2010 Approp	Total Budget
NPS Challenge Cost Share	10,600	0	10,600
Project Total:	<u>10,600</u>	<u>0</u>	<u>10,600</u>

5 Year Expenditure Plan	Expend to Date	2010	2011	2012	2013/2014
	4,600	6,000	0	0	0

Project: 535800

Description: Maintain and secure underground fuel vaults.

Managed By: Maintenance

Type: Infrastructure

Operating Impact: No changes to revenue or costs anticipated.

Funding Source:	Budget at 12/31/2009	2010 Approp	Total Budget
General Fund	142,391	0	142,391
Project Total:	<u>142,391</u>	<u>0</u>	<u>142,391</u>

5 Year Expenditure Plan	Expend to Date	2010	2011	2012	2013/2014
	26,183	50,208	33,000	33,000	

Project: 535900

Description: Install vault toilets District wide.

Managed By: Maintenance

Type: Infrastructure

Operating Impact: No changes to revenue or costs anticipated.

Funding Source:	Budget at 12/31/2009	2010 Approp	Total Budget
General Fund	190,000	0	190,000
Project Total:	<u>190,000</u>	<u>0</u>	<u>190,000</u>

5 Year Expenditure Plan	Expend to Date	2010	2011	2012	2013/2014
	97,199	92,801	0	0	0

2010-2014 CAPITAL PROJECTS

ACTIVE PROJECTS

District Wide - continued

Project: 536000

Description: Provide for utility connections throughout the District.

Managed By: Maintenance

Type: Infrastructure

Operating Impact: No changes to revenue or costs anticipated.

Funding Source:	Budget at 12/31/2009	2010 Approp	Total Budget
General Fund	198,189	0	198,189
Project Total:	<u>198,189</u>	<u>0</u>	<u>198,189</u>

5 Year Expenditure Plan	Expend to Date	2010	2011	2012	2013/2014
	174,069	24,120	0	0	

Project: 538500

Description: Remove hazardous trees.

Managed By: Park Operations

Type: Resource protection

Operating Impact: No changes to revenue or costs anticipated.

Funding Source:	Budget at 12/31/2009	2010 Approp	Total Budget
General Fund	174,999	0	174,999
Project Total:	<u>174,999</u>	<u>0</u>	<u>174,999</u>

5 Year Expenditure Plan	Expend to Date	2010	2011	2012	2013/2014
	66,850	40,000	40,000	10,000	18,149

Project: 539600

Description: Remove invasive Yellow Star Thistle.

Managed By: Stewardship

Type: Resource protection

Operating Impact: No changes to revenue or costs anticipated.

Funding Source:	Budget at 12/31/2009	2010 Approp	Total Budget
General Fund	100,000	0	100,000
Project Total:	<u>100,000</u>	<u>0</u>	<u>100,000</u>

5 Year Expenditure Plan	Expend to Date	2010	2011	2012	2013/2014
	74,394	25,606	0	0	0

2010-2014 CAPITAL PROJECTS

ACTIVE PROJECTS

District Wide - continued

Project: 540300

Description: Install ten benchmark grid GPS units for survey work enhancement.

Managed By: Design & Construction

Type: Resource protection

Operating Impact: No changes to revenue or costs anticipated.

Funding Source:	Budget at 12/31/2009	2010 Approp	Total Budget
Private Party Grants	72,000	0	72,000
Project Total:	<u>72,000</u>	<u>0</u>	<u>72,000</u>

5 Year Expenditure Plan	Expend to Date	2010	2011	2012	2013/2014
	22,603	4,200	4,200	4,316	36,681

Project: 540800

Description: Participate in wildfire prevention with multiple government groups.

Managed By: Stewardship

Type: Resource protection

Operating Impact: No changes to revenue or costs anticipated.

Funding Source:	Budget at 12/31/2009	2010 Approp	Total Budget
General Fund	158,036	20,000	178,036
Measure CC Property Tax	493,561	0	493,561
Project Total:	<u>651,597</u>	<u>20,000</u>	<u>671,597</u>

5 Year Expenditure Plan	Expend to Date	2010	2011	2012	2013/2014
	634,195	37,402	0	0	0

Project: 543400

Description: Use radiotelemetry to track falcons by plane, to study their habits and find how to best protect them in their habitat.

Managed By: Stewardship

Type: Resource protection

Operating Impact: No changes to revenue or costs anticipated.

Funding Source:	Budget at 12/31/2009	2010 Approp	Total Budget
General Fund	52,063	0	52,063
Save Mt. Diablo Donation	20,000	0	20,000
Regional Parks Foundation	10,025	0	10,025
Resource Enhancement Program	88,050	0	88,050
Project Total:	<u>170,138</u>	<u>0</u>	<u>170,138</u>

5 Year Expenditure Plan	Expend to Date	2010	2011	2012	2013/2014
	170,137	1	0	0	0

2010 Adopted Budget

170

East Bay Regional Park District

2010-2014 CAPITAL PROJECTS

ACTIVE PROJECTS

District Wide - continued

Project: 543900

Description: Develop habitat conservation plans and policies.

Managed By: Stewardship

Type: Resource protection

Operating Impact: No changes to revenue or costs anticipated.

Funding Source:	Budget at 12/31/2009	2010 Approp	Total Budget
General Fund	50,000	0	50,000
U.S. Fish & Wildlife Service	250,000	0	250,000
Project Total:	<u>300,000</u>	<u>0</u>	<u>300,000</u>

5 Year Expenditure Plan	Expend to Date	2010	2011	2012	2013/2014
	300,000	0	0	0	0

Project: 544300

Description: Cooperative agreement with CALTRANS to clean up roadways (EBCC pass through).

Managed By: Grants Dept

Type: Resource protection

Operating Impact: No changes to revenue or costs anticipated.

Funding Source:	Budget at 12/31/2009	2010 Approp	Total Budget
CALTRANS	3,969,939	0	3,969,939
Project Total:	<u>3,969,939</u>	<u>0</u>	<u>3,969,939</u>

5 Year Expenditure Plan	Expend to Date	2010	2011	2012	2013/2014
	3,931,236	38,703	0	0	0

Project: 544301

Description: Agreement with CalTrans to clean up roadways (Civicorps Pass-Through).

Managed By: Grants Dept

Type: Infrastructure

Operating Impact: No changes to revenue or costs anticipated.

Funding Source:	Budget at 12/31/2009	2010 Approp	Total Budget
CALTRANS	1,586,875	0	1,586,875
Project Total:	<u>1,586,875</u>	<u>0</u>	<u>1,586,875</u>

5 Year Expenditure Plan	Expend to Date	2010	2011	2012	2013/2014
	1,472,006	114,869	0	0	0

2010-2014 CAPITAL PROJECTS

ACTIVE PROJECTS

District Wide - continued

Project: 549100

Description: Funds collected from caterers are used for ongoing maintenance.

Managed By: Park Operations

Type: Infrastructure

Operating Impact: No changes to revenue or costs anticipated.

Funding Source:	Budget at 12/31/2009	2010 Approp	Total Budget
Concession Maint Fnd for Maint	14,720	0	14,720
Project Total:	<u>14,720</u>	<u>0</u>	<u>14,720</u>

5 Year Expenditure Plan	Expend to Date	2010	2011	2012	2013/2014
	4,700	10,020	0	0	0

Project: 549101

Description: Funds used for promotions.

Managed By: Park Operations

Type: Infrastructure

Operating Impact: No changes to revenue or costs anticipated.

Funding Source:	Budget at 12/31/2009	2010 Approp	Total Budget
Concession Maint Fnd for Promo	4,022	0	4,022
Project Total:	<u>4,022</u>	<u>0</u>	<u>4,022</u>

5 Year Expenditure Plan	Expend to Date	2010	2011	2012	2013/2014
	0	4,022	0	0	0

Project: 549200

Description: Funds collected from caterers are used for ongoing maintenance.

Managed By: Park Operations

Type: Infrastructure

Operating Impact: No changes to revenue or costs anticipated.

Funding Source:	Budget at 12/31/2009	2010 Approp	Total Budget
Concession Maint Fnd for Maint	6,340	0	6,340
Project Total:	<u>6,340</u>	<u>0</u>	<u>6,340</u>

5 Year Expenditure Plan	Expend to Date	2010	2011	2012	2013/2014
	951	5,389	0	0	0

2010-2014 CAPITAL PROJECTS

ACTIVE PROJECTS

District Wide - continued

Project: 549201

Description: Funds collected from caterers are used for promotions.

Managed By: Park Operations

Type: Infrastructure

Operating Impact: No changes to revenue or costs anticipated.

Funding Source:	Budget at 12/31/2009	2010 Approp	Total Budget
Concession Maint Fnd for Promo	197	0	197
Project Total:	<u>197</u>	<u>0</u>	<u>197</u>

5 Year Expenditure Plan	Expend to Date	2010	2011	2012	2013/2014
	0	197	0	0	0

Project: 549300

Description: Funds collected from caterers are used for ongoing maintenance.

Managed By: Park Operations

Type: Infrastructure

Operating Impact: No changes to revenue or costs anticipated.

Funding Source:	Budget at 12/31/2009	2010 Approp	Total Budget
Concession Maint Fnd for Maint	135,095	0	135,095
Project Total:	<u>135,095</u>	<u>0</u>	<u>135,095</u>

5 Year Expenditure Plan	Expend to Date	2010	2011	2012	2013/2014
	53,433	81,662	0	0	0

Project: 549301

Description: Funds collected from caterers are used for promotions.

Managed By: Park Operations

Type: Infrastructure

Operating Impact: No changes to revenue or costs anticipated.

Funding Source:	Budget at 12/31/2009	2010 Approp	Total Budget
Concession Maint Fnd for Promo	6,805	0	6,805
Project Total:	<u>6,805</u>	<u>0</u>	<u>6,805</u>

5 Year Expenditure Plan	Expend to Date	2010	2011	2012	2013/2014
	6,580	225	0	0	0

2010-2014 CAPITAL PROJECTS

ACTIVE PROJECTS

District Wide - continued

Project: 549400

Description: Funds collected from caterers are used for ongoing maintenance.

Managed By: Park Operations

Type: Infrastructure

Operating Impact: No changes to revenue or costs anticipated.

Funding Source:	Budget at 12/31/2009	2010 Approp	Total Budget
Concession Maint Fnd for Maint	3,074	0	3,074
Project Total:	<u>3,074</u>	<u>0</u>	<u>3,074</u>

5 Year Expenditure Plan	Expend to Date	2010	2011	2012	2013/2014
	0	3,074	0	0	0

Project: 549401

Description: Funds collected from caterers are used for promotions.

Managed By: Park Operations

Type: Infrastructure

Operating Impact: No changes to revenue or costs anticipated.

Funding Source:	Budget at 12/31/2009	2010 Approp	Total Budget
Concession Maint Fnd for Promo	75	0	75
Project Total:	<u>75</u>	<u>0</u>	<u>75</u>

5 Year Expenditure Plan	Expend to Date	2010	2011	2012	2013/2014
	0	75	0	0	0

Project: 549500

Description: Wildlife volunteer project at Diablo Foothills and Clayton Ranch Regional Parks.

Managed By: Stewardship

Type: Resource protection

Operating Impact: No changes to revenue or costs anticipated.

Funding Source:	Budget at 12/31/2009	2010 Approp	Total Budget
Resource Enhancement Program	5,000	0	5,000
Project Total:	<u>5,000</u>	<u>0</u>	<u>5,000</u>

5 Year Expenditure Plan	Expend to Date	2010	2011	2012	2013/2014
	1,508	3,492	0	0	0

2010-2014 CAPITAL PROJECTS

ACTIVE PROJECTS

District Wide - continued

Project: 549600

Description: Funds are to be used for camping equipment for outreach programs.

Managed By: Recreation

Type: General

Operating Impact: No changes to revenue or costs anticipated.

Funding Source:	Budget at 12/31/2009	2010 Approp	Total Budget
Recreational Equipment Inc	12,500	0	12,500
Project Total:	<u>12,500</u>	<u>0</u>	<u>12,500</u>

5 Year Expenditure Plan	Expend to Date	2010	2011	2012	2013/2014
	12,475	25	0	0	0

Project: 549700

Description: This project will upgrade the existing fee collection system with a computerized system to better track park use and revenue intake. Cash registers and daily revenue reports will be replaced with the CLASS Point of Sale software.

Managed By: Park Operations

Type: General

Operating Impact: No changes to revenue or costs anticipated.

Funding Source:	Budget at 12/31/2009	2010 Approp	Total Budget
General Fund	60,246	0	60,246
Regional Parks Foundation	10,000	0	10,000
Project Total:	<u>70,246</u>	<u>0</u>	<u>70,246</u>

5 Year Expenditure Plan	Expend to Date	2010	2011	2012	2013/2014
	63,349	6,897	0	0	0

Project: 550000

Description: Staffing, contract work, materials & equipment to support district wide fuels & fire management program.

Managed By: Fire Dept

Type: Resource protection

Operating Impact: No changes to revenue or costs anticipated.

Funding Source:	Budget at 12/31/2009	2010 Approp	Total Budget
General Fund	1,747,555	100,000	1,847,555
Project Total:	<u>1,747,555</u>	<u>100,000</u>	<u>1,847,555</u>

5 Year Expenditure Plan	Expend to Date	2010	2011	2012	2013/2014
	1,165,896	500,000	181,659	0	0

2010-2014 CAPITAL PROJECTS

ACTIVE PROJECTS

District Wide - continued

Project: 550100

Description: Upgrade park office voice and data wiring for all communications.

Managed By: Information Services

Type: Infrastructure

Operating Impact: No changes to revenue or costs anticipated.

Funding Source:	Budget at 12/31/2009	2010 Approp	Total Budget
General Fund	142,000	42,000	184,000
Project Total:	<u>142,000</u>	<u>42,000</u>	<u>184,000</u>

5 Year Expenditure Plan	Expend to Date	2010	2011	2012	2013/2014
	82,556	101,444	0	0	0

Project: 550200

Description: Provide funding for telephone handset replacements. It is estimated that District telephones have a projected life of seven years. This project will receive annual funding to save up that amount essential for required replacement.

Managed By: Information Services

Type: Infrastructure

Operating Impact: No changes to revenue or costs anticipated.

Funding Source:	Budget at 12/31/2009	2010 Approp	Total Budget
General Fund	27,500	12,000	39,500
Project Total:	<u>27,500</u>	<u>12,000</u>	<u>39,500</u>

5 Year Expenditure Plan	Expend to Date	2010	2011	2012	2013/2014
	0	0	0	39,500	0

Project: 550300

Description: Study levee certification requirements, District wide.

Managed By: Design & Construction

Type: Infrastructure

Operating Impact: No changes to revenue or costs anticipated.

Funding Source:	Budget at 12/31/2009	2010 Approp	Total Budget
General Fund	80,000	0	80,000
Project Total:	<u>80,000</u>	<u>0</u>	<u>80,000</u>

5 Year Expenditure Plan	Expend to Date	2010	2011	2012	2013/2014
	12,587	48,199	19,214	0	0

2010-2014 CAPITAL PROJECTS

ACTIVE PROJECTS

District Wide - continued

Project: 550500

Description: Freeway signage.

Managed By: Public Affairs

Type: General

Operating Impact: No changes to revenue or costs anticipated.

Funding Source:	Budget at 12/31/2009	2010 Approp	Total Budget
General Fund	155,000	0	155,000
Project Total:	<u>155,000</u>	<u>0</u>	<u>155,000</u>

5 Year Expenditure Plan	Expend to Date	2010	2011	2012	2013/2014
	84,348	106,071	0	0	0

Project: 551600

Description: Purchase thirty handheld devices used for writing Public Safety citations.

Managed By: Public Safety

Type: Infrastructure

Operating Impact: No changes in revenue or costs anticipated.

Funding Source:	Budget at 12/31/2009	2010 Approp	Total Budget
General Fund	162,000	0	162,000
Project Total:	<u>162,000</u>	<u>0</u>	<u>162,000</u>

5 Year Expenditure Plan	Expend to Date	2010	2011	2012	2013/2014
	160,970	1,030	0	0	0

Project: 551900

Description: Update District Master Plan.

Managed By: Planning

Type: Public access

Operating Impact: No changes to revenue or costs anticipated.

Funding Source:	Budget at 12/31/2009	2010 Approp	Total Budget
General Fund	0	75,000	75,000
Project Total:	<u>0</u>	<u>75,000</u>	<u>75,000</u>

5 Year Expenditure Plan	Expend to Date	2010	2011	2012	2013/2014
	0	75,000	0	0	0

2010-2014 CAPITAL PROJECTS

ACTIVE PROJECTS

District Wide - continued

Project: 571200

Description: Funding provided to control the invasive Quagga mussel through increased boat inspection and boater education.

Managed By: Park Operations

Type: Resource protection

Operating Impact: No changes to revenue or costs anticipated.

Funding Source:	Budget at 12/31/2009	2010 Approp	Total Budget
General Fund	670,855	85,452	756,307
Intergovernmental Agency Agrmt	0	291,891	291,891
Project Total:	<u>670,855</u>	<u>377,343</u>	<u>1,048,198</u>

5 Year Expenditure Plan	Expend to Date	2010	2011	2012	2013/2014
	553,636	286,808	207,754	0	0

Project: 571400

Description: Develop a District-wide planning document to consider developing 100 miles of new multi-use trails within the next ten years.

Managed By: Land

Type: Public access

Operating Impact: No changes to revenue or costs anticipated.

Funding Source:	Budget at 12/31/2009	2010 Approp	Total Budget
General Fund	50,000	0	50,000
Project Total:	<u>50,000</u>	<u>0</u>	<u>50,000</u>

5 Year Expenditure Plan	Expend to Date	2010	2011	2012	2013/2014
	30,767	19,233	0	0	0

Project: 571600

Description: Replace the safety and security film for windows on the District headquarters building.

Managed By: Office Services

Type: Infrastructure

Operating Impact: No changes to revenue or costs anticipated.

Funding Source:	Budget at 12/31/2009	2010 Approp	Total Budget
General Fund	120,000	0	120,000
Project Total:	<u>120,000</u>	<u>0</u>	<u>120,000</u>

5 Year Expenditure Plan	Expend to Date	2010	2011	2012	2013/2014
	0	120,000	0	0	0

2010-2014 CAPITAL PROJECTS

ACTIVE PROJECTS

District Wide - continued

Project: 571800

Description: Contract for engineering consulting services for the design of plans and specification for sediment basin dredging to submit with regulatory permits.

Managed By: Design & Construction

Type: Resource protection

Operating Impact: No changes to revenue or costs anticipated.

Funding Source:	Budget at 12/31/2009	2010 Approp	Total Budget
General Fund	100,000	0	100,000
Project Total:	<u>100,000</u>	<u>0</u>	<u>100,000</u>

5 Year Expenditure Plan	Expend to Date	2010	2011	2012	2013/2014
	0	60,000	40,000	0	0

Project: 591000

Description: District wide improvement of service yards and storage areas.

Managed By: Maintenance

Type: General

Operating Impact: No changes to revenue or costs anticipated.

Funding Source:	Budget at 12/31/2009	2010 Approp	Total Budget
General Fund	828,140	0	828,140
Project Total:	<u>828,140</u>	<u>0</u>	<u>828,140</u>

5 Year Expenditure Plan	Expend to Date	2010	2011	2012	2013/2014
	216,719	250,000	200,000	150,000	11,421

Project: 599900

Description: Project used to track preliminary design and construction costs.

Managed By: Design & Construction

Type: Infrastructure

Operating Impact: No changes to revenue or costs anticipated.

Funding Source:	Budget at 12/31/2009	2010 Approp	Total Budget
General Fund	2,061,511	2,548,063	4,609,574
Project Total:	<u>2,061,511</u>	<u>2,548,063</u>	<u>4,609,574</u>

5 Year Expenditure Plan	Expend to Date	2010	2011	2012	2013/2014
	1,947,189	2,662,385	0	0	0

2010-2014 CAPITAL PROJECTS

ACTIVE PROJECTS

Don Castro Regional Recreation Area

Project: 130600

Description: Replace outdated swim lagoon filters and plumbing; replace gas chlorine with alternative disinfection system. Fill lagoon to an even depth of five feet maximum to reduce treated volume. Install a concrete base.

Managed By: Design & Construction

Type: Infrastructure

Operating Impact: No changes to revenue or costs anticipated.

Funding Source:	Budget at 12/31/2009	2010 Approp	Total Budget
Measure AA Bond	93,848	0	93,848
General Fund	1,429,625	0	1,429,625
Park & Rec Prop 12 Per Capita	249,975	0	249,975
Project Total:	1,773,448	0	1,773,448

5 Year Expenditure Plan	Expend to Date	2010	2011	2012	2013/2014
	1,749,127	24,321	0	0	0

2010-2014 CAPITAL PROJECTS

ACTIVE PROJECTS

Doolan Canyon

Project: 233900

Description: Doolan Canyon/Schmitz acquisition.

Managed By: Land

Type: Land acquisition

Operating Impact: No changes to revenue or costs anticipated.

Funding Source:	Budget at 12/31/2009	2010 Approp	Total Budget
Measure AA Bond Interest	10,000	0	10,000
Designated for Land Fund	25,000	0	25,000
Project Total:	<u>35,000</u>	<u>0</u>	<u>35,000</u>

5 Year Expenditure Plan	Expend to Date	2010	2011	2012	2013/2014
	<u>31,056</u>	<u>3,944</u>	<u>0</u>	<u>0</u>	<u>0</u>

2010-2014 CAPITAL PROJECTS

ACTIVE PROJECTS

Dry Creek Pioneer Regional Park

Project: 133000

Description: Phase I: Install staging area and access improvements. Obtain annexation to ACWD and new water main for potable water irrigation and fire protection from Mission Blvd to Meyer's Cottage.

Managed By: Design & Construction

Type: Public access

Operating Impact: No changes to revenue or costs anticipated.

Funding Source:	Budget at 12/31/2009	2010 Approp	Total Budget
Measure AA Bond	1,163,661	0	1,163,661
Project Total:	<u>1,163,661</u>	<u>0</u>	<u>1,163,661</u>

5 Year Expenditure Plan	Expend to Date	2010	2011	2012	2013/2014
	1,163,661	0	0	0	0

Project: 502400

Description: Hire consultant to update garden plan in accordance to the historical period of the estate.

Managed By: Park Operations

Type: Resource protection

Operating Impact: No changes to revenue or costs anticipated.

Funding Source:	Budget at 12/31/2009	2010 Approp	Total Budget
General Fund	20,201	0	20,201
Project Total:	<u>20,201</u>	<u>0</u>	<u>20,201</u>

5 Year Expenditure Plan	Expend to Date	2010	2011	2012	2013/2014
	19,280	921	0	0	0

2010-2014 CAPITAL PROJECTS

ACTIVE PROJECTS

Dublin Hills Regional Park

Project: 145300

Description: Fire hydrants and utility meter improvements for park users and livestock. Additionally, funds will be used to construct trail.

Managed By: Land

Type: Public access

Operating Impact: No changes to revenue or costs anticipated.

Funding Source:	Budget at 12/31/2009	2010 Approp	Total Budget
Land Funds Private Party	91,000	0	91,000
Project Total:	<u>91,000</u>	<u>0</u>	<u>91,000</u>

5 Year Expenditure Plan	Expend to Date	2010	2011	2012	2013/2014
	0	91,000	0	0	0

Project: 145800

Description: Schaefer Ranch developers will construct a staging area, restroom facility, landscaping and trail connectors to be owned and operated by the District. District staff will provide design review and secondary inspection.

Managed By: Design & Construction

Type: Infrastructure

Operating Impact: No changes to revenue or costs anticipated.

Funding Source:	Budget at 12/31/2009	2010 Approp	Total Budget
General Fund	24,000	0	24,000
Project Total:	<u>24,000</u>	<u>0</u>	<u>24,000</u>

5 Year Expenditure Plan	Expend to Date	2010	2011	2012	2013/2014
	6,634	17,366	0	0	0

Project: 209701

Description: John Machado property.

Managed By: Land

Type: Safety & security

Operating Impact: No changes to revenue or costs anticipated.

Funding Source:	Budget at 12/31/2009	2010 Approp	Total Budget
Measure AA Bond	58,000	0	58,000
Project Total:	<u>58,000</u>	<u>0</u>	<u>58,000</u>

5 Year Expenditure Plan	Expend to Date	2010	2011	2012	2013/2014
	32,642	25,358	0	0	0

2010-2014 CAPITAL PROJECTS

ACTIVE PROJECTS

Eastshore State Park

Project: 142500

Description: Extend the Bay Trail around the Golden Gate Fields racetrack facility.

Managed By: Design & Construction

Type: Public access

Operating Impact: No change to revenue or costs anticipated.

Funding Source:	Budget at 12/31/2009	2010 Approp	Total Budget
Measure CC Property Tax	100,000	0	100,000
Project Total:	<u>100,000</u>	<u>0</u>	<u>100,000</u>

5 Year Expenditure Plan	Expend to Date	2010	2011	2012	2013/2014
	70,000	30,000	0	0	0

Project: 149700

Description: Phase III of ESSP project: Develop facilities for public recreational and fish and wildlife habitat protection purposes. Phase I & II were paid by local REP fund.

Managed By: Land

Type: Resource protection

Operating Impact: No changes to revenue or costs anticipated.

Funding Source:	Budget at 12/31/2009	2010 Approp	Total Budget
Measure AA Bond	200,000	0	200,000
CA Coastal Conservancy	1,472,000	0	1,472,000
Resource Enhancement Program	100,000	0	100,000
Project Total:	<u>1,772,000</u>	<u>0</u>	<u>1,772,000</u>

5 Year Expenditure Plan	Expend to Date	2010	2011	2012	2013/2014
	1,759,728	12,272	0	0	0

2010-2014 CAPITAL PROJECTS

ACTIVE PROJECTS

Eastshore State Park

Project: 206500

Description: Catelus property.

Managed By: Land

Type: Land acquisition

Operating Impact: No changes to revenue or costs anticipated.

Funding Source:	Budget at 12/31/2009	2010 Approp	Total Budget
Measure AA Bond	2,815,000	0	2,815,000
MTC	950,000	0	950,000
CALTRANS LAND	1,500	0	1,500
Measure CC Property Tax	34,000	0	34,000
Project Total:	<u>3,800,500</u>	<u>0</u>	<u>3,800,500</u>

5 Year Expenditure Plan	Expend to Date	2010	2011	2012	2013/2014
	<u>3,735,100</u>	<u>65,400</u>	<u>0</u>	<u>0</u>	<u>0</u>

Project: 208900

Description: Oakland Army Base property.

Managed By: Land

Type: Land acquisition

Operating Impact: No changes to revenue or costs anticipated.

Funding Source:	Budget at 12/31/2009	2010 Approp	Total Budget
Measure AA Bond	110,000	0	110,000
Project Total:	<u>110,000</u>	<u>0</u>	<u>110,000</u>

5 Year Expenditure Plan	Expend to Date	2010	2011	2012	2013/2014
	<u>66,400</u>	<u>43,600</u>	<u>0</u>	<u>0</u>	<u>0</u>

2010-2014 CAPITAL PROJECTS

ACTIVE PROJECTS

Eastshore State Park

Project: 500300

Description: Burrowing owls habitat protection project. The City of Albany will pay for mowing and fence repair beginning 2008 through 2013, not to exceed \$25,000 for five years. In 2014, the District will fund the ongoing maintenance of this habitat.

Managed By: Park Operations

Type: Resource protection

Operating Impact: No changes to revenue or costs anticipated.

Funding Source:	Budget at 12/31/2009	2010 Approp	Total Budget
General Fund	3,000	0	3,000
Measure CC Property Tax	1,000	0	1,000
Resource Enhancement Program	25,000	0	25,000
Project Total:	<u>29,000</u>	<u>0</u>	<u>29,000</u>

5 Year Expenditure Plan	Expend to Date	2010	2011	2012	2013/2014
	8,000	4,200	4,200	4,200	8,400

Project: 501600

Description: Perform design input, review & construction administration/inspection services for Phase II of the Berkeley Meadow Habitat Restoration Project (REP). Work to include enhancements to 15.2 additional ares of meadow not covered in Phase I.

Managed By: Design & Construction

Type: Public access

Operating Impact: No changes to revenue or costs anticipated.

Funding Source:	Budget at 12/31/2009	2010 Approp	Total Budget
General Fund	10,000	0	10,000
Project Total:	<u>10,000</u>	<u>0</u>	<u>10,000</u>

5 Year Expenditure Plan	Expend to Date	2010	2011	2012	2013/2014
	6,119	3,881	0	0	0

2010-2014 CAPITAL PROJECTS

ACTIVE PROJECTS

Eastshore State Park - continued

Project: 502100

Description: State to design and construct "turnkey" public access improvements, including site work, utilities, parking & circulation, trails, promenade, picnic facilities, restrooms, service yard and concession building. District will provide design input, review and secondary inspection.

Managed By: Design & Construction

Type: Public access

Operating Impact: Anticipated First Year of Operation: 2011

Operating Fund Source: State Funds

New Revenue: \$0 Start Up cost: \$80,000

Personnel:3.16 FTE Annual Operating Cost: \$525,016

Funding Source:	Budget at 12/31/2009	2010 Approp	Total Budget
General Fund	5,000	0	5,000
Project Total:	<u>5,000</u>	<u>0</u>	<u>5,000</u>

5 Year Expenditure Plan	Expend to Date	2010	2011	2012	2013/2014
	0	2,500	2,500	0	0

Project: 503000

Description: Develop concept plan for the North Basin area to include the promenade, Bay Trail segment and other Eastshore State Park General Plan elements.

Managed By: Design & Construction

Type: Infrastructure

Operating Impact: No changes to revenue or costs anticipated.

Funding Source:	Budget at 12/31/2009	2010 Approp	Total Budget
General Fund	15,000	0	15,000
Project Total:	<u>15,000</u>	<u>0</u>	<u>15,000</u>

5 Year Expenditure Plan	Expend to Date	2010	2011	2012	2013/2014
	0	7,500	7,500	0	0

Project: 517100

Description: Control invasive non-native spartina plants.

Managed By: Stewardship

Type: Resource protection

Operating Impact: No changes to revenue or costs anticipated.

Funding Source:	Budget at 12/31/2009	2010 Approp	Total Budget
Radio Unica	7,500	0	7,500
Project Total:	<u>7,500</u>	<u>0</u>	<u>7,500</u>

5 Year Expenditure Plan	Expend to Date	2010	2011	2012	2013/2014
	3,182	4,318	0	0	0

2010-2014 CAPITAL PROJECTS

ACTIVE PROJECTS

Eastshore State Park - continued

Project: 540500

Description: Plan, design and build the Tom Bates sports field facility.

Managed By: Grants Dept

Type: Public access

Operating Impact: No changes to revenue or costs anticipated.

Funding Source:	Budget at 12/31/2009	2010 Approp	Total Budget
General Fund	30,000	0	30,000
Park & Rec Urban Park Act	3,000,000	0	3,000,000
Park & Rec Youth Soccer	1,000,000	0	1,000,000
Park & Rec Healthy Community	1,000,000	0	1,000,000
Project Total:	<u>5,030,000</u>	<u>0</u>	<u>5,030,000</u>

5 Year Expenditure Plan	Expend to Date	2010	2011	2012	2013/2014
	4,033,467	996,533	0	0	0

Project: 540501

Description: District to review plans and provide secondary inspection to Phase 2A: City of Berkeley to construct additional sports complex improvements to include south staging area, baseball and/or softball field, back stops and fencing.

Managed By: Design & Construction

Type: Public access

Operating Impact: No changes to revenue or costs anticipated.

Funding Source:	Budget at 12/31/2009	2010 Approp	Total Budget
General Fund	10,000	0	10,000
Project Total:	<u>10,000</u>	<u>0</u>	<u>10,000</u>

5 Year Expenditure Plan	Expend to Date	2010	2011	2012	2013/2014
	0	10,000	0	0	0

Project: 571500

Description: Perform feasibility to determine if beach and dune system can be restored.

Managed By: Land

Type: Resource protection

Operating Impact: No changes to revenue or costs anticipated.

Funding Source:	Budget at 12/31/2009	2010 Approp	Total Budget
Resource Enhancement Program	100,000	0	100,000
Project Total:	<u>100,000</u>	<u>0</u>	<u>100,000</u>

5 Year Expenditure Plan	Expend to Date	2010	2011	2012	2013/2014
	3,009	96,961	0	0	0

2010-2014 CAPITAL PROJECTS

ACTIVE PROJECTS

Garin Regional Park

Project: 146600

Description: Construct trail, ford and gates for a Ridge Trail connection from Stonebrae development area. Stonebrae to construct the trail improvements, District will provide design review and secondary inspection

Managed By: Design & Construction

Type: Public access

Operating Impact: No changes to revenue or costs anticipated.

Funding Source:	Budget at 12/31/2009	2010 Approp	Total Budget
General Fund	10,000	0	10,000
Project Total:	<u>10,000</u>	<u>0</u>	<u>10,000</u>

5 Year Expenditure Plan	Expend to Date	2010	2011	2012	2013/2014
	0	5,000	5,000	0	0

Project: 208000

Description: Hayward 1900; Stonebrae property.

Managed By: Land

Type: Land acquisition

Operating Impact: Anticipated First Year of Operation: 2011
 Operating Fund Source: General/Zone of Benefit
 New Revenue: \$0 Start Up Cost: \$73,000
 Personnel:1.04 FTE Annual Operating Cost:\$203,589

Funding Source:	Budget at 12/31/2009	2010 Approp	Total Budget
Measure AA Bond	120,000	5,000	125,000
General Fund	10,000	0	10,000
Land Funds From Developers	450,000	0	450,000
Project Total:	<u>580,000</u>	<u>5,000</u>	<u>585,000</u>

5 Year Expenditure Plan	Expend to Date	2010	2011	2012	2013/2014
	578,661	6,339	0	0	0

Project: 501300

Description: Frog and Salamander Habitat project consisting of restoration of the Newt Pond Wildlife Area at Garin, public education and partnerships for up to 3,500 participants.

Managed By: Stewardship

Type: Resource protection

Operating Impact: No changes to revenue or costs anticipated.

Funding Source:	Budget at 12/31/2009	2010 Approp	Total Budget
Regional Parks Foundation	25,000	0	25,000
Project Total:	<u>25,000</u>	<u>0</u>	<u>25,000</u>

5 Year Expenditure Plan	Expend to Date	2010	2011	2012	2013/2014
	956	24,044	0	0	0

2010-2014 CAPITAL PROJECTS

ACTIVE PROJECTS

Garin Regional Park - continued

Project: 502200

Description: Monitor landslide repairs performed by the adjacent developer.

Managed By: Design & Construction

Type: Public access

Operating Impact: No changes to revenue or costs anticipated.

Funding Source:	Budget at 12/31/2009	2010 Approp	Total Budget		
General Fund	5,000	0	5,000		
Project Total:	5,000	0	5,000		
5 Year Expenditure Plan	Expend to Date	2010	2011	2012	2013/2014
	0	2,500	2,500	0	0

2010-2014 CAPITAL PROJECTS

ACTIVE PROJECTS

Hayward Regional Shoreline

Project: 104500

Description: Install doors for storage bays.

Managed By: Maintenance

Type: Infrastructure

Operating Impact: No changes to revenue or costs anticipated.

Funding Source:	Budget at 12/31/2009	2010 Approp	Total Budget
General Fund	50,000	0	50,000
Project Total:	<u>50,000</u>	<u>0</u>	<u>50,000</u>

5 Year Expenditure Plan	Expend to Date	2010	2011	2012	2013/2014
	25	49,975	0	0	0

Project: 117201

Description: Remove Mt Eden Creek levee to improve the ecological reserve at Eden Landing.

Managed By: Design & Construction

Type: Resource protection

Operating Impact: No changes to revenue or costs anticipated.

Funding Source:	Budget at 12/31/2009	2010 Approp	Total Budget
Wildlife Conservation Board	3,221,676	0	3,221,676
Project Total:	<u>3,221,676</u>	<u>0</u>	<u>3,221,676</u>

5 Year Expenditure Plan	Expend to Date	2010	2011	2012	2013/2014
	3,234,128	0	0	0	0

Project: 136500

Description: Rebuild levees damaged by 2005 storms, using the time and materials method. Preserve the integrity of the existing trails, marshlands and inland improvements.

Managed By: Design & Construction

Type: Public access

Operating Impact: No changes to revenue or costs anticipated.

Funding Source:	Budget at 12/31/2009	2010 Approp	Total Budget
Measure AA Bond	147,000	0	147,000
FEMA DR-1628 Large Prj >57,500	410,447	0	410,447
Park & Rec Prop 40 RZH Per Cap	160,000	0	160,000
Project Total:	<u>717,447</u>	<u>0</u>	<u>717,447</u>

5 Year Expenditure Plan	Expend to Date	2010	2011	2012	2013/2014
	455,543	0	0	261,904	0

2010-2014 CAPITAL PROJECTS

ACTIVE PROJECTS

Hayward Regional Shoreline - continued

Project: 143200

Description: Repair the levee.

Managed By: Design & Construction

Type: Resource protection

Operating Impact: No changes to revenue or costs anticipated.

Funding Source:	Budget at 12/31/2009	2010 Approp	Total Budget
Measure AA Bond	392,000	0	392,000
Project Total:	<u>392,000</u>	<u>0</u>	<u>392,000</u>

5 Year Expenditure Plan	Expend to Date	2010	2011	2012	2013/2014
	200,208	0	0	191,792	0

Project: 147900

Description: Design and acquire permits for freshwater marsh for dredging and levee construction.

Managed By: Design & Construction

Type: Public access

Operating Impact: No changes to revenue or costs anticipated.

Funding Source:	Budget at 12/31/2009	2010 Approp	Total Budget
Hayward Shr WW Bond Principal	150,000	0	150,000
Project Total:	<u>150,000</u>	<u>0</u>	<u>150,000</u>

5 Year Expenditure Plan	Expend to Date	2010	2011	2012	2013/2014
	0	150,000	0	0	0

Project: 507305

Description: Purchase an airboat that will replace an existing hovercraft, used to apply herbicides to the bay shoreline. The airboat is designed to operate on both mud and water surfaces with a payload of driver, applicator, spray pump and herbicide tank.

Managed By: Stewardship

Type: Resource protection

Operating Impact: No changes to revenue or costs anticipated.

Funding Source:	Budget at 12/31/2009	2010 Approp	Total Budget
General Fund	2,266	0	2,266
CA Coastal Conservancy	269,999	0	269,999
Resource Enhancement Program	45,644	0	45,644
Resource Enhancement Program	15,355	0	15,355
Project Total:	<u>333,265</u>	<u>0</u>	<u>333,265</u>

5 Year Expenditure Plan	Expend to Date	2010	2011	2012	2013/2014
	324,739	8,526	0	0	0
2010 Adopted Budget		192			
				East Bay Regional Park District	

2010-2014 CAPITAL PROJECTS

ACTIVE PROJECTS

Hayward Shoreline To Coyote Hills Trail

Project: 139500

Description: Construct San Francisco Bay Trail improvements from Eden Landing to Union City Blvd.

Managed By: Design & Construction

Type: Infrastructure

Operating Impact: Anticipated First Year Of Operation: 2012

Operating Fund Source: General Fund

New Revenue: \$0 Start Up Cost: \$0

Personnel: .21 FTE Annual Operating Cost:\$39,190

Funding Source:	Budget at 12/31/2009	2010 Approp	Total Budget
FHWA ISTEA(TIP)DEV	980,000	0	980,000
Project Total:	<u>980,000</u>	<u>0</u>	<u>980,000</u>

5 Year Expenditure Plan	Expend to Date	2010	2011	2012	2013/2014
	249,349	0	0	0	730,651

Project: 232000

Description: Union City Bay Trail segment.

Managed By: Land

Type: Land acquisition

Operating Impact: No changes to revenue or costs anticipated.

Funding Source:	Budget at 12/31/2009	2010 Approp	Total Budget
FHWA ISTEA(TIP)DEV	20,000	0	20,000
Project Total:	<u>20,000</u>	<u>0</u>	<u>20,000</u>

5 Year Expenditure Plan	Expend to Date	2010	2011	2012	2013/2014
	2,341	17,659	0	0	0

2010-2014 CAPITAL PROJECTS

ACTIVE PROJECTS

Iron Horse Regional Trail

Project: 147400

Description: Iron Horse Trail Feasibility Study from Dublin BART to Santa Rita Road.

Managed By: Land

Type: General

Operating Impact: No changes to revenue or costs anticipated.

Funding Source:	Budget at 12/31/2009	2010 Approp	Total Budget
City of Pleasanton Coop	12,500	0	12,500
Ala Co Tran Imprv Auth Meas B	25,000	0	25,000
Project Total:	<u>37,500</u>	<u>0</u>	<u>37,500</u>

5 Year Expenditure Plan	Expend to Date	2010	2011	2012	2013/2014
	0	12,500	25,000	0	0

Project: 502300

Description: JPA is designing and constructing a trail undercrossing at the 580/680 interchange. District to perform design review, secondary inspection of the project. Once completed District will operate and maintain the trail.

Managed By: Design & Construction

Type: Public access

Operating Impact: No changes to revenue or costs anticipated.

Funding Source:	Budget at 12/31/2009	2010 Approp	Total Budget
General Fund	5,000	0	5,000
Project Total:	<u>5,000</u>	<u>0</u>	<u>5,000</u>

5 Year Expenditure Plan	Expend to Date	2010	2011	2012	2013/2014
	146	2,500	2,354	0	0

Project: 502500

Description: District to provide design review and secondary inspection services for Walnut Creek's project of constructing pedestrian overcrossing on Treat Avenue.

Managed By: Design & Construction

Type: Public access

Operating Impact: No changes to revenue or costs anticipated.

Funding Source:	Budget at 12/31/2009	2010 Approp	Total Budget
General Fund	5,000	0	5,000
Project Total:	<u>5,000</u>	<u>0</u>	<u>5,000</u>

5 Year Expenditure Plan	Expend to Date	2010	2011	2012	2013/2014
	0	5,000	0	0	0

2010-2014 CAPITAL PROJECTS

ACTIVE PROJECTS

Iron Horse Regional Trail - continued

Project: 540901

Description: Hire consultant to develop plans, specifications and estimate for construction of 580 Undercrossing in Dublin.

Managed By: Trails

Type: Infrastructure

Operating Impact: No changes to revenue or costs anticipated.

Funding Source:	Budget at 12/31/2009	2010 Approp	Total Budget		
General Fund	5,000	0	5,000		
City of Pleasanton Coop	47,500	0	47,500		
Ala Co Tran Imprv Auth Meas B	235,000	0	235,000		
City of Dublin COOP	47,500	0	47,500		
Alamo Canal WW Bond Principal	630,000	0	630,000		
Project Total:	<u>965,000</u>	<u>0</u>	<u>965,000</u>		
5 Year Expenditure Plan	Expend to Date	2010	2011	2012	2013/2014
	331,080	633,920	0	0	0

2010-2014 CAPITAL PROJECTS

ACTIVE PROJECTS

Kennedy Grove Regional Recreation Area

Project: 136600

Description: Replace the existing substandard restroom with a new facility for ADA compliance.

Managed By: Design & Construction

Type: Infrastructure

Operating Impact: No changes to revenue or costs anticipated.

Funding Source:	Budget at 12/31/2009	2010 Approp	Total Budget
Park & Rec Prop 40 Per Capita	225,924	0	225,924
Project Total:	<u>225,924</u>	<u>0</u>	<u>225,924</u>

5 Year Expenditure Plan	Expend to Date	2010	2011	2012	2013/2014
	25,924	200,000	0	0	0

Project: 550800

Description: Renovate family and group picnic sites. Replace drinking fountains.

Managed By: Park Operations

Type: Infrastructure

Operating Impact: No changes to revenue or costs anticipated.

Funding Source:	Budget at 12/31/2009	2010 Approp	Total Budget
Measure CC Property Tax	62,160	0	62,160
Project Total:	<u>62,160</u>	<u>0</u>	<u>62,160</u>

5 Year Expenditure Plan	Expend to Date	2010	2011	2012	2013/2014
	25,550	36,610	0	0	0

Project: 551300

Description: Repair and repave pathways within the recreation area.

Managed By: Maintenance

Type: Infrastructure

Operating Impact: No changes to revenue or costs anticipated.

Funding Source:	Budget at 12/31/2009	2010 Approp	Total Budget
Measure CC Property Tax	39,960	0	39,960
Project Total:	<u>39,960</u>	<u>0</u>	<u>39,960</u>

5 Year Expenditure Plan	Expend to Date	2010	2011	2012	2013/2014
	5,274	34,686	0	0	0

2010-2014 CAPITAL PROJECTS

ACTIVE PROJECTS

Lafayette/Moraga Regional Trail

Project: 547800

Description: Erosion repair.

Managed By: Maintenance

Type: Public access

Operating Impact: No changes to revenue or costs anticipated.

Funding Source:	Budget at 12/31/2009	2010 Approp	Total Budget		
FEMA DR-1628 Small Projects	37,265	0	37,265		
Project Total:	37,265	0	37,265		
5 Year Expenditure Plan	Expend to Date	2010	2011	2012	2013/2014
	31,492	5,773	0	0	0

2010-2014 CAPITAL PROJECTS

ACTIVE PROJECTS

Lake Chabot Regional Park

Project: 142700

Description: Install new boat dock and ADA access improvements to enhance the rowing and kayaking programs.

Managed By: Design & Construction

Type: Public access

Operating Impact: No changes to revenue or costs anticipated.

Funding Source:	Budget at 12/31/2009	2010 Approp	Total Budget
General Fund	124,000	0	124,000
Calif Dept Boating Waterways	54,450	0	54,450
Project Total:	<u>178,450</u>	<u>0</u>	<u>178,450</u>

5 Year Expenditure Plan	Expend to Date	2010	2011	2012	2013/2014
	34,883	30,133	113,434	0	0

Project: 142701

Description: Construct ADA improvements along path of travel from existing parking lot to the Marina and for accessible fishing on the west bank, including bank erosion repair.

Managed By: Design & Construction

Type: Public access

Operating Impact: No changes to revenue or costs anticipated.

Funding Source:	Budget at 12/31/2009	2010 Approp	Total Budget
General Fund	24,000	0	24,000
Project Total:	<u>24,000</u>	<u>0</u>	<u>24,000</u>

5 Year Expenditure Plan	Expend to Date	2010	2011	2012	2013/2014
	4,706	0	19,294	0	0

Project: 144800

Description: Paving improvement to the staging area, construct ADA pedestrian paths and provide ADA parking at Ten Hills.

Managed By: Maintenance

Type: Public access

Operating Impact: No changes to revenue or costs anticipated.

Funding Source:	Budget at 12/31/2009	2010 Approp	Total Budget
General Fund	44,672	0	44,672
Park & Rec Prop 12 RZH Per Cap	36,564	0	36,564
Project Total:	<u>81,236</u>	<u>0</u>	<u>81,236</u>

5 Year Expenditure Plan	Expend to Date	2010	2011	2012	2013/2014
	68,242	12,994	0	0	0

2010-2014 CAPITAL PROJECTS

ACTIVE PROJECTS

Lake Chabot Regional Park - continued

Project: 232801

Description: East Bay Municipal Utility District/Stanton Reservoir

Managed By: Land

Type: Safety & security

Operating Impact: No changes to revenue or costs anticipated.

Funding Source:	Budget at 12/31/2009	2010 Approp	Total Budget
Measure AA Bond Interest	20,000	0	20,000
District Land Exchange Account	12,000	0	12,000
Project Total:	<u>32,000</u>	<u>0</u>	<u>32,000</u>

5 Year Expenditure Plan	Expend to Date	2010	2011	2012	2013/2014
	31,975	25	0	0	0

Project: 504600

Description: Replace stairway from trail to shoreline. New aluminum stairs to be ADA compliant.

Managed By: Park Operations

Type: Infrastructure

Operating Impact: No changes to revenue or costs anticipated.

Funding Source:	Budget at 12/31/2009	2010 Approp	Total Budget
General Fund	9,517	0	9,517
Project Total:	<u>9,517</u>	<u>0</u>	<u>9,517</u>

5 Year Expenditure Plan	Expend to Date	2010	2011	2012	2013/2014
	0	9,517	0	0	0

2010-2014 CAPITAL PROJECTS

ACTIVE PROJECTS

Las Trampas Regional Wilderness

Project: 171400

Description: Obtain initial environmental clearance permits and engineering design for road repairs.

Managed By: Design & Construction

Type: Infrastructure

Operating Impact: No changes to revenue or costs anticipated.

Funding Source:	Budget at 12/31/2009	2010 Approp	Total Budget
Disaster Recovery FR:GF 2791	50,000	0	50,000
FEMA DR-1628 Large Prj >57,500	453,498	0	453,498
Project Total:	503,498	0	503,498

5 Year Expenditure Plan	Expend to Date	2010	2011	2012	2013/2014
	55,402	448,096	0	0	

Project: 226101

Description: Gleason property.

Managed By: Land

Type: Safety & security

Operating Impact: No changes to revenue or costs anticipated.

Funding Source:	Budget at 12/31/2009	2010 Approp	Total Budget
Measure AA Bond	98,000	0	98,000
Measure AA Bond Interest	10,000	0	10,000
General Fund	24,503	0	24,503
Project Total:	132,503	0	132,503

5 Year Expenditure Plan	Expend to Date	2010	2011	2012	2013/2014
	128,575	3,928	0	0	0

Project: 231301

Description: Chen-Safety & Security.

Managed By: Land

Type: Safety & security

Operating Impact: No changes to revenue or costs anticipated.

Funding Source:	Budget at 12/31/2009	2010 Approp	Total Budget
Measure AA Bond	50,000	0	50,000
Project Total:	50,000	0	50,000

5 Year Expenditure Plan	Expend to Date	2010	2011	2012	2013/2014
	20,666	29,334	0	0	0

2010-2014 CAPITAL PROJECTS

ACTIVE PROJECTS

Las Trampas Regional Wilderness - continued

Project: 233401

Description: DeGennaro Safety & Security

Managed By: Land

Type: Safety & security

Operating Impact: No changes to revenue or costs anticipated.

Funding Source:	Budget at 12/31/2009	2010 Approp	Total Budget
Measure AA Bond Interest	23,075	0	23,075
Project Total:	<u>23,075</u>	<u>0</u>	<u>23,075</u>

5 Year Expenditure Plan	Expend to Date	2010	2011	2012	2013/2014
	19,125	3,950	0	0	0

Project: 544900

Description: Repair Rocky Ridge Road to transmission towers due to 2006 storm damage.

Managed By: Design & Construction

Type: Public access

Operating Impact: No changes to revenue or costs anticipated.

Funding Source:	Budget at 12/31/2009	2010 Approp	Total Budget
FEMA DR-1628 Large Prj >57,500	87,370	0	87,370
Project Total:	<u>87,370</u>	<u>0</u>	<u>87,370</u>

5 Year Expenditure Plan	Expend to Date	2010	2011	2012	2013/2014
	41,701	45,669	0	0	0

2010-2014 CAPITAL PROJECTS

ACTIVE PROJECTS

Las Trampas To Mt. Diablo Regional Trail

Project: 233300

Description: Alamo Crest property.

Managed By: Land

Type: Land acquisition

Operating Impact: No changes to revenue or costs anticipated.

Funding Source:	Budget at 12/31/2009	2010 Approp	Total Budget
Measure AA Bond	20,000	0	20,000
Project Total:	<u>20,000</u>	<u>0</u>	<u>20,000</u>

5 Year Expenditure Plan	Expend to Date	2010	2011	2012	2013/2014
	0	20,000	0	0	0

Project: 233301

Description: Alamo Crest property.

Managed By: Land

Type: Safety & security

Operating Impact: No changes to revenue or costs anticipated.

Funding Source:	Budget at 12/31/2009	2010 Approp	Total Budget
Measure AA Bond	130,000	0	130,000
Land Funds Private Party	75,000	0	75,000
Project Total:	<u>205,000</u>	<u>0</u>	<u>205,000</u>

5 Year Expenditure Plan	Expend to Date	2010	2011	2012	2013/2014
	0	205,000	0	0	0

2010-2014 CAPITAL PROJECTS

ACTIVE PROJECTS

Little Hills Regional Recreation Area

Project: 126200

Description: Renovate kitchen and serving areas. Install utility upgrade.

Managed By: Design & Construction

Type: Public access

Operating Impact: No changes to revenue or costs anticipated.

Funding Source:	Budget at 12/31/2009	2010 Approp	Total Budget
General Fund	340,779	0	340,779
Project Total:	340,779	0	340,779

5 Year Expenditure Plan	Expend to Date	2010	2011	2012	2013/2014
	232,067	50,000	58,712	0	0

2010-2014 CAPITAL PROJECTS

ACTIVE PROJECTS

Livermore Area Recreation & Park District

Project: 504200

Description: Brushy Peak development study.

Managed By: Design & Construction

Type: Infrastructure

Operating Impact: No changes to revenue or costs anticipated.

Funding Source:	Budget at 12/31/2009	2010 Approp	Total Budget
GF-Livermore Area Recreation	899,752	0	899,752
Project Total:	899,752	0	899,752

5 Year Expenditure Plan	Expend to Date	2010	2011	2012	2013/2014
	825,246	74,506	0	0	0

2010-2014 CAPITAL PROJECTS

ACTIVE PROJECTS

Martin Luther King, Jr. To Crown Beach Trail

Project: 503800

Description: Preliminary survey work as needed to develop a preferred trail alignment and determine potential property rights needed for a future segment of the Bay Trail from Tidewater Aquatic Center to High Street at Martin Luther King, Jr Regional Shoreline.

Managed By: Design & Construction

Type: Public access

Operating Impact: No changes to revenue or costs anticipated.

Funding Source:	Budget at 12/31/2009	2010 Approp	Total Budget		
General Fund	10,000	0	10,000		
MLK Jr Shr WW Bond Principal	25,000	0	25,000		
Project Total:	<u>35,000</u>	<u>0</u>	<u>35,000</u>		
5 Year Expenditure Plan	Expend to Date	2010	2011	2012	2013/2014
	1,995	23,314	0	0	0

2010-2014 CAPITAL PROJECTS

ACTIVE PROJECTS

Martin Luther King Jr. Regional Shoreline

Project: 116300

Description: Phase 2 improvements to Tidewater use area.

Managed By: Design & Construction

Type: Resource protection

Operating Impact: No changes to revenue or costs anticipated.

Funding Source:	Budget at 12/31/2009	2010 Approp	Total Budget
Measure AA Bond	50,000	0	50,000
Project Total:	<u>50,000</u>	<u>0</u>	<u>50,000</u>

5 Year Expenditure Plan	Expend to Date	2010	2011	2012	2013/2014
	38,511	11,489	0	0	0

Project: 126400

Description: Phase 2A improvements to Tidewater. Construct public access: entrance road, utilities, staging area & restroom.

Managed By: Design & Construction

Type: Public access

Operating Impact: Anticipated First Year Operation: 2011
 Operating Fund Source: General Fund
 New Revenue: \$0 Start Up Costs: \$ 0
 Personnel: .83 FTE Annual Operating Cost: \$149,290

Funding Source:	Budget at 12/31/2009	2010 Approp	Total Budget
Measure AA Bond	530,800	0	530,800
Measure AA Bond Interest	519,612	0	519,612
General Fund	12,621	0	12,621
Land & Water Conservation Fund	183,599	0	183,599
Calif Dept Boating Waterways	48,505	0	48,505
Assoc Of Bay Area Governments	186,381	0	186,381
CA Coastal Conservancy	250,880	0	250,880
Park & Rec Prop 12 RZH Per Cap	500,000	0	500,000
Measure CC Property Tax	83,519	0	83,519
Project Total:	<u>2,315,919</u>	<u>0</u>	<u>2,315,919</u>

5 Year Expenditure Plan	Expend to Date	2010	2011	2012	2013/2014
	2,267,845	48,074	0	0	

2010-2014 CAPITAL PROJECTS

ACTIVE PROJECTS

Martin Luther King Jr. Regional Shoreline

Project: 126401

Description: Phase 2B improvements to Tidewater use area. Construct aquatic center, boat dock and security residence.

Managed By: Design & Construction

Type: Public access

Operating Impact: Anticipated First Year of Operation: 2011

Operating Fund Source: General Fund

New Revenue: \$0 Start Up Cost: \$ 0

Personnel:1.59 FTE Annual Operating Cost: \$272,348

Funding Source:	Budget at 12/31/2009	2010 Approp	Total Budget
Park & Rec Urban Park Act	3,000,000	0	3,000,000
Measure CC Property Tax	2,881,480	21,329	2,902,809
Project Total:	<u>5,881,480</u>	<u>21,329</u>	<u>5,902,809</u>

5 Year Expenditure Plan	Expend to Date	2010	2011	2012	2013/2014
	4,883,839	210,000	110,429	698,541	0

Project: 170700

Description: Retrofit boat launch ramp at Doolittle for Americans with Disabilities Act compliance.

Managed By: Design & Construction

Type: Infrastructure

Operating Impact: No changes to revenue or costs anticipated.

Funding Source:	Budget at 12/31/2009	2010 Approp	Total Budget
General Fund	15,000	0	15,000
Measure CC Property Tax	44,400	0	44,400
Project Total:	<u>59,400</u>	<u>0</u>	<u>59,400</u>

5 Year Expenditure Plan	Expend to Date	2010	2011	2012	2013/2014
	0	59,400	0	0	0

2010-2014 CAPITAL PROJECTS

ACTIVE PROJECTS

Martin Luther King Jr. Regional Shoreline

Project: 225800

Description: Damon Slough property.

Managed By: Land

Type: Land acquisition

Operating Impact: No changes to revenue or costs anticipated.

Funding Source:	Budget at 12/31/2009	2010 Approp	Total Budget
Measure AA Bond	90,001	0	90,001
Project Total:	<u>90,001</u>	<u>0</u>	<u>90,001</u>

5 Year Expenditure Plan	Expend to Date	2010	2011	2012	2013/2014
	85,476	4,525	0	0	0

Project: 500100

Description: Doolittle trail section study.

Managed By: Design & Construction

Type: Public access

Operating Impact: No changes to revenue or costs anticipated.

Funding Source:	Budget at 12/31/2009	2010 Approp	Total Budget
Measure CC Property Tax	200,000	0	200,000
Project Total:	<u>200,000</u>	<u>0</u>	<u>200,000</u>

5 Year Expenditure Plan	Expend to Date	2010	2011	2012	2013/2014
	187,239	12,761	0	0	0

Project: 550400

Description: Fence the boundary of the Oakland Sports Field to control cars.

Managed By: Park Operations

Type: Resource protection

Operating Impact: No changes to revenue or costs anticipated.

Funding Source:	Budget at 12/31/2009	2010 Approp	Total Budget
Measure CC Property Tax	14,944	654	15,598
Project Total:	<u>14,944</u>	<u>654</u>	<u>15,598</u>

5 Year Expenditure Plan	Expend to Date	2010	2011	2012	2013/2014
	0	0	5,000	3,000	7,598

2010-2014 CAPITAL PROJECTS

ACTIVE PROJECTS

Martinez Regional Shoreline

Project: 133600

Description: Clean up service yard. Develop and construct turnaround. Install gate.

Managed By: Park Operations

Type: Resource protection

Operating Impact: No changes to revenue or costs anticipated.

Funding Source:	Budget at 12/31/2009	2010 Approp	Total Budget
General Fund	25,000	0	25,000
Designated for Land Fund	30,000	0	30,000
Contra Costa County	30,000	0	30,000
Project Total:	85,000	0	85,000

5 Year Expenditure Plan	Expend to Date	2010	2011	2012	2013/2014
	62,646	22,354	0	0	0

2010-2014 CAPITAL PROJECTS

ACTIVE PROJECTS

Miller/Knox Regional Shoreline

Project: 149900

Description: Replace lighting on the Ferry Point/Eckley piers, at Point Richmond.

Managed By: Park Operations

Type: Infrastructure

Operating Impact: No changes to revenue or costs anticipated.

Funding Source:	Budget at 12/31/2009	2010 Approp	Total Budget
General Fund	80,000	0	80,000
Project Total:	<u>80,000</u>	<u>0</u>	<u>80,000</u>

5 Year Expenditure Plan	Expend to Date	2010	2011	2012	2013/2014
	24,774	55,226	0	0	0

Project: 170800

Description: Renovate restrooms at the railroad museum. Install a lift to allow for ADA compliance access to main museum floor.

Managed By: Design & Construction

Type: Public access

Operating Impact: No changes to revenue or costs anticipated.

Funding Source:	Budget at 12/31/2009	2010 Approp	Total Budget
Measure CC Property Tax	150,000	0	150,000
Project Total:	<u>150,000</u>	<u>0</u>	<u>150,000</u>

5 Year Expenditure Plan	Expend to Date	2010	2011	2012	2013/2014
	2,219	147,781	0	0	0

Project: 172900

Description: Remove railroad tracks, fencing and regrade railroad right-of-way to provide public access from park to the bay and to Keller Beach. Implement a major renovation of meadow areas-verticut, topdress, seed and extend irrigation.

Managed By: Design & Construction

Type: Public access

Operating Impact: No changes to revenue or costs anticipated.

Funding Source:	Budget at 12/31/2009	2010 Approp	Total Budget
Measure AA Bond	82,339	0	82,339
Measure CC Property Tax	100,000	0	100,000
Project Total:	<u>182,339</u>	<u>0</u>	<u>182,339</u>

5 Year Expenditure Plan	Expend to Date	2010	2011	2012	2013/2014
	0	50,000	50,000	82,339	0

2010-2014 CAPITAL PROJECTS

ACTIVE PROJECTS

Miller/Knox Regional Shoreline - continued

Project: 548500

Description: Renovate family and group picnic tables, (79), barbeques and drinking fountains.

Managed By: Park Operations

Type: Infrastructure

Operating Impact: No changes to revenue or costs anticipated.

Funding Source:	Budget at 12/31/2009	2010 Approp	Total Budget
Measure CC Property Tax	50,000	0	50,000
Project Total:	<u>50,000</u>	<u>0</u>	<u>50,000</u>

5 Year Expenditure Plan	Expend to Date	2010	2011	2012	2013/2014
	24,904	15,000	0	0	10,096

Project: 551400

Description: Implement a pavement management program for all park roads, paved trails and parking lots.

Managed By: Maintenance

Type: Infrastructure

Operating Impact: No changes to revenue or costs anticipated.

Funding Source:	Budget at 12/31/2009	2010 Approp	Total Budget
Measure CC Property Tax	39,960	0	39,960
Project Total:	<u>39,960</u>	<u>0</u>	<u>39,960</u>

5 Year Expenditure Plan	Expend to Date	2010	2011	2012	2013/2014
	39,960	0	0	0	0

2010-2014 CAPITAL PROJECTS

ACTIVE PROJECTS

Mission Peak Regional Preserve

Project: 148100

Description: Design expansion of Stanford staging area parking.

Managed By: Design & Construction

Type: Infrastructure

Operating Impact: No changes to revenue or costs anticipated.

Funding Source:	Budget at 12/31/2009	2010 Approp	Total Budget
Mission Peak WW Bond Principal	150,000	0	150,000
Project Total:	<u>150,000</u>	<u>0</u>	<u>150,000</u>

5 Year Expenditure Plan	Expend to Date	2010	2011	2012	2013/2014
	0	150,000	0	0	0

Project: 535500

Description: Accumulated grazing revenues from leased property are used to maintain the grazing area around Ohlone College.

Managed By: Stewardship

Type: Resource protection

Operating Impact: No changes to revenue or costs anticipated.

Funding Source:	Budget at 12/31/2009	2010 Approp	Total Budget
General Fund	22,971	0	22,971
Project Total:	<u>22,971</u>	<u>0</u>	<u>22,971</u>

5 Year Expenditure Plan	Expend to Date	2010	2011	2012	2013/2014
	10,504	12,467	0	0	0

2010-2014 CAPITAL PROJECTS

ACTIVE PROJECTS

Morgan Territory Regional Preserve

Project: 231600

Description: Finley property.

Managed By: Land

Type: Land acquisition

Operating Impact: No changes to revenue or costs anticipated.

Funding Source:	Budget at 12/31/2009	2010 Approp	Total Budget
Private Party Grants	75,000	0	75,000
Project Total:	<u>75,000</u>	<u>0</u>	<u>75,000</u>

5 Year Expenditure Plan	Expend to Date	2010	2011	2012	2013/2014
	0	75,000	0	0	0

Project: 232500

Description: Schwartz Property.

Managed By: Land

Type: Land acquisition

Operating Impact: No changes to revenue or costs anticipated.

Funding Source:	Budget at 12/31/2009	2010 Approp	Total Budget
Measure AA Bond	172,249	0	172,249
Land-Habitat Conservation Plan	676,631	0	676,631
Project Total:	<u>848,880</u>	<u>0</u>	<u>848,880</u>

5 Year Expenditure Plan	Expend to Date	2010	2011	2012	2013/2014
	841,645	7,235	0	0	0

Project: 232501

Description: Safety and Security for acquired land.

Managed By: Land

Type: Land acquisition

Operating Impact: No changes to revenue or costs anticipated.

Funding Source:	Budget at 12/31/2009	2010 Approp	Total Budget
Measure AA Bond	10,000	0	10,000
Project Total:	<u>10,000</u>	<u>0</u>	<u>10,000</u>

5 Year Expenditure Plan	Expend to Date	2010	2011	2012	2013/2014
	0	10,000	0	0	0

2010-2014 CAPITAL PROJECTS

ACTIVE PROJECTS

Morgan Territory Regional Preserve - continued

Project: 233001

Description: Shappell Industries Property.

Managed By: Land

Type: Safety & security

Operating Impact: No changes to revenue or costs anticipated.

Funding Source:	Budget at 12/31/2009	2010 Approp	Total Budget
Resource Enhancement Program	10,000	0	10,000
Project Total:	<u>10,000</u>	<u>0</u>	<u>10,000</u>

5 Year Expenditure Plan	Expend to Date	2010	2011	2012	2013/2014
	0	10,000	0	0	0

Project: 500400

Description: Non-native plant control.

Managed By: Stewardship

Type: Resource protection

Operating Impact: No changes to revenue or costs anticipated.

Funding Source:	Budget at 12/31/2009	2010 Approp	Total Budget
Resource Enhancement Program	10,300	0	10,300
Project Total:	<u>10,300</u>	<u>0</u>	<u>10,300</u>

5 Year Expenditure Plan	Expend to Date	2010	2011	2012	2013/2014
	765	2,425	2,425	1,750	2,935

Project: 510100

Description: Signage installation.

Managed By: Park Operations

Type: Public access

Operating Impact: No changes to revenue or costs anticipated.

Funding Source:	Budget at 12/31/2009	2010 Approp	Total Budget
General Fund	1,200	0	1,200
Greenways Trail Program	1,000	0	1,000
Project Total:	<u>2,200</u>	<u>0</u>	<u>2,200</u>

5 Year Expenditure Plan	Expend to Date	2010	2011	2012	2013/2014
	0	1,000	1,200	0	0

2010-2014 CAPITAL PROJECTS

ACTIVE PROJECTS

Morgan Territory Regional Preserve - continued

Project: 548900

Description: Spring fed pond leaks and is clogged. Dredge to rock base, line with clay to seal leaks. Improve spillway. Reinforce fence to prevent feral pig access.

Managed By: Park Operations

Type: Resource protection

Operating Impact: No changes to revenue or costs anticipated.

Funding Source:	Budget at 12/31/2009	2010 Approp	Total Budget
Resource Enhancement Program	18,950	0	18,950
Project Total:	18,950	0	18,950

5 Year Expenditure Plan	Expend to Date	2010	2011	2012	2013/2014
	106	0	7,000	11,844	0

2010-2014 CAPITAL PROJECTS

ACTIVE PROJECTS

Niles Canyon Regional Trail

Project: 228700

Description: Feasibility study.

Managed By: Trails

Type: Land acquisition

Operating Impact: No changes to revenue or costs anticipated.

Funding Source:	Budget at 12/31/2009	2010 Approp	Total Budget		
Measure AA Bond	4,709	0	4,709		
Two City Lighting & Landscape	5,348	0	5,348		
San Francisco Water Dist/PUC	25,000	0	25,000		
Project Total:	35,057	0	35,057		
5 Year Expenditure Plan	Expend to Date	2010	2011	2012	2013/2014
	790	34,267	0	0	0

2010-2014 CAPITAL PROJECTS

ACTIVE PROJECTS

North Richmond Wetlands

Project: 142100

Description: Construct a segment of the Bay Trail from Wildcat Creek north, to the WCCC Sanitary Landfill.

Managed By: Design & Construction

Type: Public access

Operating Impact: Anticipated First Year of Operation: 2010

Operating Fund Source: Measure CC Fund

New Revenue: \$0 Start Up Costs: \$0

Personnel: .20 FTE Annual Operating Cost: \$29,763

Funding Source:	Budget at 12/31/2009	2010 Approp	Total Budget
Measure AA Bond	200,000	0	200,000
Measure CC Property Tax	0	150,000	150,000
Project Total:	<u>200,000</u>	<u>150,000</u>	<u>350,000</u>

5 Year Expenditure Plan	Expend to Date	2010	2011	2012	2013/2014
	141,963	208,037	0	0	0

Project: 148000

Description: Improve the 218-acre Breuner property in North Richmond to provide restoration of ecological habitats, creation of public access facilities and complete the San Francisco Bay Trail gap between Goodrick Ave and Point Pinole Regional Shoreline. Preliminary activities include additional engineering studies, legal requirements and permitting.

Managed By: Trails

Type: Resource protection

Operating Impact: No changes to revenue or costs anticipated.

Funding Source:	Budget at 12/31/2009	2010 Approp	Total Budget
Resource Enhancement Program	0	125,000	125,000
N.Richmond Shr WW Bond Princip	150,000	100,000	250,000
Project Total:	<u>150,000</u>	<u>225,000</u>	<u>375,000</u>

5 Year Expenditure Plan	Expend to Date	2010	2011	2012	2013/2014
	0	375,000	0	0	0

Project: 234700

Description: Richmond Wetlands Project Area for Land Acquisition.

Managed By: Land

Type: Land acquisition

Operating Impact: No changes to revenue or costs anticipated.

Funding Source:	Budget at 12/31/2009	2010 Approp	Total Budget
Measure AA Bond	35,000	0	35,000
Project Total:	<u>35,000</u>	<u>0</u>	<u>35,000</u>

5 Year Expenditure Plan	Expend to Date	2010	2011	2012	2013/2014
	34,236	764	0	0	0

2010-2014 CAPITAL PROJECTS

ACTIVE PROJECTS

North Richmond Wetlands - continued

Project: 500200

Description: Wetlands study.

Managed By: Stewardship

Type: Resource protection

Operating Impact: No changes to revenue or costs anticipated.

Funding Source:	Budget at 12/31/2009	2010 Approp	Total Budget
Measure CC Property Tax	150,000	0	150,000
Project Total:	<u>150,000</u>	<u>0</u>	<u>150,000</u>

5 Year Expenditure Plan	Expend to Date	2010	2011	2012	2013/2014
	355	<u>74,822</u>	<u>74,823</u>	<u>0</u>	<u>0</u>

2010-2014 CAPITAL PROJECTS

ACTIVE PROJECTS

Oakland Trail

Project: 215500

Description: Chabot Dunsmuir LP / Oakland Regional Trail

Managed By: Land

Type: Land acquisition

Operating Impact: No changes to revenue or costs anticipated.

Funding Source:	Budget at 12/31/2009	2010 Approp	Total Budget
Measure AA Bond Interest	20,000	0	20,000
Dunsmuir Hts WW Bond Principal	1,900,000	0	1,900,000
Urban Creeks WW Bond Principal	20,300	0	20,300
Project Total:	1,940,300	0	1,940,300

5 Year Expenditure Plan	Expend to Date	2010	2011	2012	2013/2014
	1,940,539	0	0	0	0

2010-2014 CAPITAL PROJECTS

ACTIVE PROJECTS

Oyster Bay Regional Shoreline

Project: 142400

Description: Develop access road improvements and picnic facilities. Provide irrigation for turf meadow.

Managed By: Design & Construction

Type: Public access

Operating Impact: Anticipated First Year of Operation: 2011

Operating Fund Source: General Fund

New Revenue: \$0 Start Up Costs: \$ 130,000

Personnel: 2.54 FTE Annual Operating Cost:\$533,604

Funding Source:	Budget at 12/31/2009	2010 Approp	Total Budget
Measure AA Bond	833,078	0	833,078
Project Total:	<u>833,078</u>	<u>0</u>	<u>833,078</u>

5 Year Expenditure Plan	Expend to Date	2010	2011	2012	2013/2014
	136,288	48,424	48,424	599,942	0

Project: 142401

Description: Install open turf.

Managed By: Design & Construction

Type: Public access

Operating Impact: No changes to revenue or costs anticipated.

Funding Source:	Budget at 12/31/2009	2010 Approp	Total Budget
Land & Water Conservation Fund	173,875	0	173,875
Project Total:	<u>173,875</u>	<u>0</u>	<u>173,875</u>

5 Year Expenditure Plan	Expend to Date	2010	2011	2012	2013/2014
	9,582	34,746	129,547	0	0

Project: 501700

Description: Provide survey support to City of San Leandro with the installation of Pedestrian Bridge over the channel at the end of Davis Street.

Managed By: Design & Construction

Type: Public access

Operating Impact: No changes to revenue or costs anticipated.

Funding Source:	Budget at 12/31/2009	2010 Approp	Total Budget
Measure AA Bond	279,000	0	279,000
General Fund	33,243	0	33,243
Project Total:	<u>312,243</u>	<u>0</u>	<u>312,243</u>

5 Year Expenditure Plan	Expend to Date	2010	2011	2012	2013/2014
	138,545	173,698	0	0	0

2010-2014 CAPITAL PROJECTS

ACTIVE PROJECTS

Pleasanton Ridge Regional Park

Project: 134600

Description: Make improvements to Garms Road entrance, including constructing a left turn lane, improving the signal light and adding a gate at the access road.

Managed By: Design & Construction

Type: Infrastructure

Operating Impact: Anticipated First Year of Operation: 2011

Operating Fund Source: General Fund

New Revenue: \$0 Start Up Costs: \$ 60,000

Personnel: 1.40 FTE Annual Operating Cost:\$263,566

Funding Source:	Budget at 12/31/2009	2010 Approp	Total Budget
Measure AA Bond	833,000	0	833,000
Developer Grants	145,000	0	145,000
Project Total:	<u>978,000</u>	<u>0</u>	<u>978,000</u>

5 Year Expenditure Plan	Expend to Date	2010	2011	2012	2013/2014
	29,972	97,004	776,031	74,993	0

Project: 205201

Description: Land acquisition, safety and security.

Managed By: Land

Type: Land acquisition

Operating Impact: No changes to revenue or costs anticipated.

Funding Source:	Budget at 12/31/2009	2010 Approp	Total Budget
Measure AA Bond Interest	64,000	0	64,000
Project Total:	<u>64,000</u>	<u>0</u>	<u>64,000</u>

5 Year Expenditure Plan	Expend to Date	2010	2011	2012	2013/2014
	0	64,000	0	0	0

Project: 205202

Description: Acquisition of Real Property for Tehan Falls/Butler.

Managed By: Land

Type: Land acquisition

Operating Impact: No changes to revenue or costs anticipated.

Funding Source:	Budget at 12/31/2009	2010 Approp	Total Budget
Measure AA Bond Interest	288,000	0	288,000
Project Total:	<u>288,000</u>	<u>0</u>	<u>288,000</u>

5 Year Expenditure Plan	Expend to Date	2010	2011	2012	2013/2014
	279,179	8,821	0	0	0

2010-2014 CAPITAL PROJECTS

ACTIVE PROJECTS

Pleasanton Ridge Regional Park - continued

Project: 213301

Description: Vinson property.

Managed By: Land

Type: Safety & security

Operating Impact: No changes to revenue or costs anticipated.

Funding Source:	Budget at 12/31/2009	2010 Approp	Total Budget
Measure AA Bond Interest	40,000	0	40,000
Project Total:	<u>40,000</u>	<u>0</u>	<u>40,000</u>

5 Year Expenditure Plan	Expend to Date	2010	2011	2012	2013/2014
	10,240	29,760	0	0	0

Project: 229201

Description: Shea Homes property; ALC.

Managed By: Land

Type: Safety & security

Operating Impact: No changes to revenue or costs anticipated.

Funding Source:	Budget at 12/31/2009	2010 Approp	Total Budget
Designated for Land Fund	62,000	0	62,000
Project Total:	<u>62,000</u>	<u>0</u>	<u>62,000</u>

5 Year Expenditure Plan	Expend to Date	2010	2011	2012	2013/2014
	0	62,000	0	0	0

Project: 233501

Description: Cleanup and fencing on the property.

Managed By: Land

Type: Safety & security

Operating Impact: No changes to revenue or costs anticipated.

Funding Source:	Budget at 12/31/2009	2010 Approp	Total Budget
Measure AA Bond	10,000	0	10,000
Pleasanton Ridge WW Bond Princ	229,000	0	229,000
Project Total:	<u>239,000</u>	<u>0</u>	<u>239,000</u>

5 Year Expenditure Plan	Expend to Date	2010	2011	2012	2013/2014
	0	239,000	0	0	0

2010-2014 CAPITAL PROJECTS

ACTIVE PROJECTS

Pleasanton Ridge Regional Park - continued

Project: 233502

Description: Tyler Ranch property.

Managed By: Land

Type: Land acquisition

Operating Impact: No changes to revenue or costs anticipated.

Funding Source:	Budget at 12/31/2009	2010 Approp	Total Budget
Measure AA Bond Interest	537,100	0	537,100
Altamont Landfill Open Spc Comm	1,000,000	0	1,000,000
East Bay Community Foundation	10,000	0	10,000
Habitat Conservation Fund	300,000	0	300,000
Pleasanton Ridge WW Bond Princ	1,658,000	0	1,658,000
Project Total:	3,505,100	0	3,505,100

5 Year Expenditure Plan	Expend to Date	2010	2011	2012	2013/2014
	3,499,556	5,544	0	0	0

Project: 549000

Description: Restore district ponds.

Managed By: Stewardship

Type: Resource protection

Operating Impact: No changes to revenue or costs anticipated.

Funding Source:	Budget at 12/31/2009	2010 Approp	Total Budget
Resource Enhancement Program	60,000	0	60,000
Project Total:	60,000	0	60,000

5 Year Expenditure Plan	Expend to Date	2010	2011	2012	2013/2014
	0	30,000	30,000	0	0

Project: 549001

Description: Clean up roadway erosion near Sinbad Creek to improve water quality in the creek.

Managed By: Park Operations

Type: Resource protection

Operating Impact: No changes to revenue or costs anticipated.

Funding Source:	Budget at 12/31/2009	2010 Approp	Total Budget
Resource Enhancement Program	10,000	0	10,000
Project Total:	10,000	0	10,000

5 Year Expenditure Plan	Expend to Date	2010	2011	2012	2013/2014
	9,500	500	0	0	0

2010-2014 CAPITAL PROJECTS

ACTIVE PROJECTS

Point Isabel Regional Shoreline

Project: 141900

Description: Purchase and install vault toilet buildings.

Managed By: Maintenance

Type: Infrastructure

Operating Impact: No changes to revenue or costs anticipated.

Funding Source:	Budget at 12/31/2009	2010 Approp	Total Budget
Measure CC Property Tax	100,000	0	100,000
Project Total:	<u>100,000</u>	<u>0</u>	<u>100,000</u>

5 Year Expenditure Plan	Expend to Date	2010	2011	2012	2013/2014
	<u>97,138</u>	<u>2,862</u>	<u>0</u>	<u>0</u>	<u>0</u>

2010-2014 CAPITAL PROJECTS

ACTIVE PROJECTS

Point Pinole Regional Shoreline

Project: 102400

Description: Pt. Pinole main lot and basketball court; repair failed asphalt at entrance roads and parking lots, provide ADA pedestrian paths and ADA parking.

Managed By: Maintenance

Type: Public access

Operating Impact: No changes to revenue or costs anticipated.

Funding Source:	Budget at 12/31/2009	2010 Approp	Total Budget
General Fund	29,479	0	29,479
Park & Rec Prop 40 Per Capita	137,156	0	137,156
Project Total:	<u>166,635</u>	<u>0</u>	<u>166,635</u>

5 Year Expenditure Plan	Expend to Date	2010	2011	2012	2013/2014
	166,230	405	0	0	0

Project: 139700

Description: Review plans, prepare specifications, provide construction management and consultation services for vehicular, public, maintenance and emergency access bridge at Atlas Road.

Managed By: Design & Construction

Type: Infrastructure

Operating Impact: Anticipated First Year of Operation: 2011
 Operating Fund Source: General Fund
 New Revenue: \$0 Start Up Cost: \$0
 Personnel: .43 FTE Annual Operating Cost: \$67,013

Funding Source:	Budget at 12/31/2009	2010 Approp	Total Budget
Measure AA Bond	50,000	0	50,000
CC Trans Authority Trails Prog	491,252	0	491,252
City of Richmond	1,455,510	0	1,455,510
Project Total:	<u>1,996,763</u>	<u>0</u>	<u>1,996,763</u>

5 Year Expenditure Plan	Expend to Date	2010	2011	2012	2013/2014
	481,102	214,375	214,375	1,086,911	0

Project: 146700

Description: Develop interpretive center program, concept plan, scope and estimate for Prop 84 application.

Managed By: Design & Construction

Type: Public access

Operating Impact: No changes to revenue or costs anticipated.

Funding Source:	Budget at 12/31/2009	2010 Approp	Total Budget
General Fund	57,207	0	57,207
Project Total:	<u>57,207</u>	<u>0</u>	<u>57,207</u>

5 Year Expenditure Plan	Expend to Date	2010	2011	2012	2013/2014
2010 Adopted Budget	63,051	0	0	0	0
		225			
					East Bay Regional Park District

2010-2014 CAPITAL PROJECTS

ACTIVE PROJECTS

Point Pinole Regional Shoreline - continued

Project: 149500

Description: Construct a group camp facility.

Managed By: Maintenance

Type: Infrastructure

Operating Impact: No changes to revenue or costs anticipated.

Funding Source:	Budget at 12/31/2009	2010 Approp	Total Budget
General Fund	103,150	0	103,150
Regional Parks Foundation	75,000	0	75,000
Project Total:	<u>178,150</u>	<u>0</u>	<u>178,150</u>

5 Year Expenditure Plan	Expend to Date	2010	2011	2012	2013/2014
	97,507	80,643	0	0	0

Project: 150700

Description: Replace old playground structure with new, safer, disabled accessible play structure.

Managed By: Design & Construction

Type: Infrastructure

Operating Impact: No changes to revenue or costs anticipated.

Funding Source:	Budget at 12/31/2009	2010 Approp	Total Budget
Measure CC Property Tax	0	140,000	140,000
Project Total:	<u>0</u>	<u>140,000</u>	<u>140,000</u>

5 Year Expenditure Plan	Expend to Date	2010	2011	2012	2013/2014
	0	140,000	0	0	0

Project: 203300

Description: Breuner property.

Managed By: Land

Type: Land acquisition

Operating Impact: No changes to revenue or costs anticipated.

Funding Source:	Budget at 12/31/2009	2010 Approp	Total Budget
Measure AA Bond	4,433,195	0	4,433,195
Measure AA Bond Interest	1,998,244	0	1,998,244
Designated for Land Fund	1,748,716	0	1,748,716
Resource Enhancement Program	650,000	0	650,000
Project Total:	<u>8,830,155</u>	<u>0</u>	<u>8,830,155</u>

5 Year Expenditure Plan	Expend to Date	2010	2011	2012	2013/2014
	8,586,720	243,435	0	0	0

2010-2014 CAPITAL PROJECTS

ACTIVE PROJECTS

Point Pinole Regional Shoreline - continued

Project: 212801

Description: Pt. Pinole properties.

Managed By: Land

Type: Safety & security

Operating Impact: No changes to revenue or costs anticipated.

Funding Source:	Budget at 12/31/2009	2010 Approp	Total Budget
Measure AA Bond	155,000	0	155,000
Project Total:	<u>155,000</u>	<u>0</u>	<u>155,000</u>

5 Year Expenditure Plan	Expend to Date	2010	2011	2012	2013/2014
	52,022	102,978	0	0	0

Project: 540600

Description: Restore Black Rail birds to area.

Managed By: Stewardship

Type: Resource protection

Operating Impact: No changes to revenue or costs anticipated.

Funding Source:	Budget at 12/31/2009	2010 Approp	Total Budget
U.S. Fish & Wildlife Service	16,000	0	16,000
Measure CC Property Tax	10,000	34,000	44,000
Project Total:	<u>26,000</u>	<u>34,000</u>	<u>60,000</u>

5 Year Expenditure Plan	Expend to Date	2010	2011	2012	2013/2014
	22,812	37,188	0	0	0

Project: 547500

Description: Bay View Trail repair.

Managed By: Maintenance

Type: Public access

Operating Impact: No changes to revenue or costs anticipated.

Funding Source:	Budget at 12/31/2009	2010 Approp	Total Budget
FEMA DR-1628 Small Projects	49,458	0	49,458
Project Total:	<u>49,458</u>	<u>0</u>	<u>49,458</u>

5 Year Expenditure Plan	Expend to Date	2010	2011	2012	2013/2014
	38,564	10,894	0	0	0

2010-2014 CAPITAL PROJECTS

ACTIVE PROJECTS

Point Pinole Regional Shoreline - continued

Project: 548600

Description: Thin eucalyptus grove throughout the park and control new sprout growth.

Managed By: Park Operations

Type: Resource protection

Operating Impact: No changes to revenue or costs anticipated.

Funding Source:	Budget at 12/31/2009	2010 Approp	Total Budget
Measure CC Property Tax	139,860	0	139,860
Project Total:	<u>139,860</u>	<u>0</u>	<u>139,860</u>

5 Year Expenditure Plan	Expend to Date	2010	2011	2012	2013/2014
	27,867	75,000	10,000	10,000	16,993

Project: 550900

Description: Restore one hundred acres of grasslands and sensitive plant species habitat.

Managed By: Stewardship

Type: Resource protection

Operating Impact: No changes to revenue or costs anticipated.

Funding Source:	Budget at 12/31/2009	2010 Approp	Total Budget
Measure CC Property Tax	115,580	6,000	121,580
Project Total:	<u>115,580</u>	<u>6,000</u>	<u>121,580</u>

5 Year Expenditure Plan	Expend to Date	2010	2011	2012	2013/2014
	12,756	28,895	28,895	28,895	22,139

2010-2014 CAPITAL PROJECTS

ACTIVE PROJECTS

Public Safety HQ

Project: 139800

Description: Expand the locker rooms at Public Safety headquarters.

Managed By: Public Safety

Type: Infrastructure

Operating Impact: No changes to revenue or costs anticipated.

Funding Source:	Budget at 12/31/2009	2010 Approp	Total Budget		
General Fund	135,712	0	135,712		
Project Total:	135,712	0	135,712		
5 Year Expenditure Plan	Expend to Date	2010	2011	2012	2013/2014
	2,138	25,000	108,574	0	0

2010-2014 CAPITAL PROJECTS

ACTIVE PROJECTS

Quarry Lakes Regional Recreation Area

Project: 133900

Description: Construct additional group picnic area with shade structure.

Managed By: Design & Construction

Type: Public access

Operating Impact: No changes to revenue or costs anticipated.

Funding Source:	Budget at 12/31/2009	2010 Approp	Total Budget		
General Fund	100,000	0	100,000		
Project Total:	100,000	0	100,000		
5 Year Expenditure Plan	Expend to Date	2010	2011	2012	2013/2014
	0	0	0	100,000	0

2010-2014 CAPITAL PROJECTS

ACTIVE PROJECTS

Redwood Regional Park

Project: 234201

Description: Mueller Property safety and security.

Managed By: Land

Type: Land acquisition

Operating Impact: No changes to revenue or costs anticipated.

Funding Source:	Budget at 12/31/2009	2010 Approp	Total Budget
Measure AA Bond Interest	100,000	0	100,000
Project Total:	<u>100,000</u>	<u>0</u>	<u>100,000</u>

5 Year Expenditure Plan	Expend to Date	2010	2011	2012	2013/2014
	0	100,000	0	0	0

Project: 500600

Description: Serpentine Prairie Fencing.

Managed By: Stewardship

Type: Resource protection

Operating Impact: No changes to revenue or costs anticipated.

Funding Source:	Budget at 12/31/2009	2010 Approp	Total Budget
Measure AA Bond	20,870	0	20,870
General Fund	25,000	0	25,000
Resource Enhancement Program	5,000	0	5,000
Project Total:	<u>50,870</u>	<u>0</u>	<u>50,870</u>

5 Year Expenditure Plan	Expend to Date	2010	2011	2012	2013/2014
	54,039	0	0	0	0

Project: 508600

Description: Make repairs at the Piedmont Stables.

Managed By: Maintenance

Type: Infrastructure

Operating Impact: No changes to revenue or costs anticipated.

Funding Source:	Budget at 12/31/2009	2010 Approp	Total Budget
General Fund	95,933	0	95,933
Project Total:	<u>95,933</u>	<u>0</u>	<u>95,933</u>

5 Year Expenditure Plan	Expend to Date	2010	2011	2012	2013/2014
	81,923	10,000	4,010	0	0

2010-2014 CAPITAL PROJECTS

ACTIVE PROJECTS

Redwood Regional Park - continued

Project: 508601

Description: Paint the Piedmont Stables.

Managed By: Maintenance

Type: Infrastructure

Operating Impact: No changes to revenue or costs anticipated.

Funding Source:	Budget at 12/31/2009	2010 Approp	Total Budget
General Fund	25,000	0	25,000
Measure CC Property Tax	33,300	0	33,300
Project Total:	<u>58,300</u>	<u>0</u>	<u>58,300</u>

5 Year Expenditure Plan	Expend to Date	2010	2011	2012	2013/2014
	50,196	0	8,104	0	0

Project: 508602

Description: Renovate the park residence located at the Piedmont Stables.

Managed By: Maintenance

Type: Infrastructure

Operating Impact: No changes to revenue or costs anticipated.

Funding Source:	Budget at 12/31/2009	2010 Approp	Total Budget
Measure CC Property Tax	43,316	0	43,316
Project Total:	<u>43,316</u>	<u>0</u>	<u>43,316</u>

5 Year Expenditure Plan	Expend to Date	2010	2011	2012	2013/2014
	29,326	0	13,990	0	0

Project: 511700

Description: Underground fuel tank remediation.

Managed By: Stewardship

Type: Resource protection

Operating Impact: No changes to revenue or costs anticipated.

Funding Source:	Budget at 12/31/2009	2010 Approp	Total Budget
General Fund	497,882	70,000	567,882
Project Total:	<u>497,882</u>	<u>70,000</u>	<u>567,882</u>

5 Year Expenditure Plan	Expend to Date	2010	2011	2012	2013/2014
	487,341	80,540	0	0	0

2010-2014 CAPITAL PROJECTS

ACTIVE PROJECTS

Redwood Regional Park - continued

Project: 541500

Description: Create fuel break to reduce wildfire hazard.

Managed By: Fire Dept

Type: Resource protection

Operating Impact: No changes to revenue or costs anticipated.

Funding Source:	Budget at 12/31/2009	2010 Approp	Total Budget
Measure CC Property Tax	174,033	40,314	214,347
Project Total:	<u>174,033</u>	<u>40,314</u>	<u>214,347</u>

5 Year Expenditure Plan	Expend to Date	2010	2011	2012	2013/2014
	73,597	69,016	63,000	8,734	0

Project: 541501

Description: Remove pines, acacias & selected cypress in Serpentine Prairie using professional tree service or other mechanical method on .2 acres.

Managed By: Fire Dept

Type: Resource protection

Operating Impact: No changes to revenue or costs anticipated.

Funding Source:	Budget at 12/31/2009	2010 Approp	Total Budget
FEMA Predisaster Mitigation	18,242	0	18,242
Measure CC Property Tax	6,758	0	6,758
Project Total:	<u>25,000</u>	<u>0</u>	<u>25,000</u>

5 Year Expenditure Plan	Expend to Date	2010	2011	2012	2013/2014
	20,783	4,217	0	0	0

Project: 541504

Description: Use prescribed fire at Skyline Gate & East Ridge Trail on approximately 30 acres of grasslands, pine and eucalyptus. Build control lines along the perimeter of the site.

Managed By: Fire Dept

Type: Resource protection

Operating Impact: No changes to revenue or costs anticipated.

Funding Source:	Budget at 12/31/2009	2010 Approp	Total Budget
Measure CC Property Tax	66,225	0	66,225
Project Total:	<u>66,225</u>	<u>0</u>	<u>66,225</u>

5 Year Expenditure Plan	Expend to Date	2010	2011	2012	2013/2014
	83,540	0	0	0	0

2010-2014 CAPITAL PROJECTS

ACTIVE PROJECTS

Redwood Regional Park - continued

Project: 545700

Description: Entrance road washout repair.

Managed By: Maintenance

Type: Public access

Operating Impact: No changes to revenue or costs anticipated.

Funding Source:	Budget at 12/31/2009	2010 Approp	Total Budget
FEMA DR-1628 Small Projects	25,874	0	25,874
Project Total:	<u>25,874</u>	<u>0</u>	<u>25,874</u>

5 Year Expenditure Plan	Expend to Date	2010	2011	2012	2013/2014
	10,222	15,652	0	0	0

Project: 547000

Description: Repair 100-foot slide, 2006 storm damage, along the Eastridge Trail at the Skyline gate.

Managed By: Design & Construction

Type: Public access

Operating Impact: No changes to revenue or costs anticipated.

Funding Source:	Budget at 12/31/2009	2010 Approp	Total Budget
FEMA DR-1628 Small Projects	31,138	0	31,138
Project Total:	<u>31,138</u>	<u>0</u>	<u>31,138</u>

5 Year Expenditure Plan	Expend to Date	2010	2011	2012	2013/2014
	31,358	0	0	0	0

2010-2014 CAPITAL PROJECTS

ACTIVE PROJECTS

Roberts Regional Recreation Area

Project: 122504

Description: Purchase and install play equipment for Roberts Barrier-Free Children's play area.

Managed By: Maintenance

Type: Public access

Operating Impact: No changes to revenue or costs anticipated.

Funding Source:	Budget at 12/31/2009	2010 Approp	Total Budget
Measure AA Bond	3,519	0	3,519
General Fund	10,058	0	10,058
Project Total:	<u>13,578</u>	<u>0</u>	<u>13,578</u>

5 Year Expenditure Plan	Expend to Date	2010	2011	2012	2013/2014
	0	13,578	0	0	0

Project: 145000

Description: Repair failed asphalt at the service yard and the road from the service yard to the pool entrance. Provide new paved parking area.

Managed By: Maintenance

Type: Infrastructure

Operating Impact: No changes to revenue or costs anticipated.

Funding Source:	Budget at 12/31/2009	2010 Approp	Total Budget
Measure CC Property Tax	81,350	0	81,350
Project Total:	<u>81,350</u>	<u>0</u>	<u>81,350</u>

5 Year Expenditure Plan	Expend to Date	2010	2011	2012	2013/2014
	63,567	0	17,783	0	0

Project: 548700

Description: Renovate family and group picnic tables, barbecues and drinking fountains.

Managed By: Park Operations

Type: Infrastructure

Operating Impact: No changes to revenue or costs anticipated.

Funding Source:	Budget at 12/31/2009	2010 Approp	Total Budget
Measure CC Property Tax	33,300	0	33,300
Project Total:	<u>33,300</u>	<u>0</u>	<u>33,300</u>

5 Year Expenditure Plan	Expend to Date	2010	2011	2012	2013/2014
	30,362	2,938	0	0	0

2010-2014 CAPITAL PROJECTS

ACTIVE PROJECTS

Roberts Regional Recreation Area - continued

Project: 551100

Description: Renovate ballfield; upgrade irrigation and correct drainage.

Managed By: Park Operations

Type: Infrastructure

Operating Impact: No changes to revenue or costs anticipated.

Funding Source:	Budget at 12/31/2009	2010 Approp	Total Budget
Measure CC Property Tax	31,080	0	31,080
Project Total:	<u>31,080</u>	<u>0</u>	<u>31,080</u>

5 Year Expenditure Plan	Expend to Date	2010	2011	2012	2013/2014
	172	30,908	0	0	0

2010-2014 CAPITAL PROJECTS

ACTIVE PROJECTS

Round Valley Regional Preserve

Project: 143600

Description: Construct a group camping facility.

Managed By: Maintenance

Type: Infrastructure

Operating Impact: No changes to revenue or costs anticipated.

Funding Source:	Budget at 12/31/2009	2010 Approp	Total Budget
General Fund	44,000	0	44,000
Regional Parks Foundation	60,000	0	60,000
Project Total:	<u>104,000</u>	<u>0</u>	<u>104,000</u>

5 Year Expenditure Plan	<u>Expend to Date</u>	<u>2010</u>	<u>2011</u>	<u>2012</u>	<u>2013/2014</u>
	46,509	25,000	32,491	0	0

Project: 172300

Description: Build bridge for Murphy Meadow.

Managed By: Maintenance

Type: Infrastructure

Operating Impact: No changes to revenue or costs anticipated.

Funding Source:	Budget at 12/31/2009	2010 Approp	Total Budget
General Fund	63,000	0	63,000
Project Total:	<u>63,000</u>	<u>0</u>	<u>63,000</u>

5 Year Expenditure Plan	<u>Expend to Date</u>	<u>2010</u>	<u>2011</u>	<u>2012</u>	<u>2013/2014</u>
	0	63,000	0	0	0

Project: 202401

Description: Murphy property improvements, including clean up and fencing.

Managed By: Land

Type: Safety & security

Operating Impact: No changes to revenue or costs anticipated.

Funding Source:	Budget at 12/31/2009	2010 Approp	Total Budget
Measure AA Bond	101,800	0	101,800
Project Total:	<u>101,800</u>	<u>0</u>	<u>101,800</u>

5 Year Expenditure Plan	<u>Expend to Date</u>	<u>2010</u>	<u>2011</u>	<u>2012</u>	<u>2013/2014</u>
	58,158	43,642	0	0	0

2010-2014 CAPITAL PROJECTS

ACTIVE PROJECTS

Round Valley Regional Preserve - continued

Project: 205700

Description: Cowell property; Wells-Fargo, Thelan.

Managed By: Land

Type: Land acquisition

Operating Impact: No changes to revenue or costs anticipated.

Funding Source:	Budget at 12/31/2009	2010 Approp	Total Budget
Measure AA Bond	14,000	0	14,000
Measure AA Bond Interest	11,000	0	11,000
General Fund	10,000	0	10,000
Project Total:	<u>35,000</u>	<u>0</u>	<u>35,000</u>

5 Year Expenditure Plan	Expend to Date	2010	2011	2012	2013/2014
	32,652	2,348	0	0	0

Project: 212100

Description: Arata property.

Managed By: Land

Type: Land acquisition

Operating Impact: No changes to revenue or costs anticipated.

Funding Source:	Budget at 12/31/2009	2010 Approp	Total Budget
Measure AA Bond Interest	35,000	0	35,000
Project Total:	<u>35,000</u>	<u>0</u>	<u>35,000</u>

5 Year Expenditure Plan	Expend to Date	2010	2011	2012	2013/2014
	26,250	8,750	0	0	0

2010-2014 CAPITAL PROJECTS

ACTIVE PROJECTS

San Pablo Bay Regional Shoreline

Project: 143300

Description: Review plans and specifications, provide construction management and inspection services for the Bay Trail segments at BioRad and Pinole Shores.

Managed By: Design & Construction

Type: Public access

Operating Impact: Anticipated First Year of Operation: 2011

Operating Fund Source: General Fund

New Revenue: \$ 0 Start Up Costs: \$ 20,000

Personnel:1.12 FTE Annual Operating Cost:\$161,437

Funding Source:	Budget at 12/31/2009	2010 Approp	Total Budget
Measure AA Bond	686,000	0	686,000
Project Total:	<u>686,000</u>	<u>0</u>	<u>686,000</u>

5 Year Expenditure Plan	Expend to Date	2010	2011	2012	2013/2014
	27,016	132,002	488,407	38,575	0

Project: 147100

Description: Develop 30% plans and CEQA for Pinole Shores to Bayfront Park-Bay Trail segment.

Managed By: Land

Type: Public access

Operating Impact: No changes to revenue or costs anticipated.

Funding Source:	Budget at 12/31/2009	2010 Approp	Total Budget
W.Contra Costa Trans Adv Comm	500,000	0	500,000
Project Total:	<u>500,000</u>	<u>0</u>	<u>500,000</u>

5 Year Expenditure Plan	Expend to Date	2010	2011	2012	2013/2014
	0	500,000	0	0	0

Project: 206400

Description: Union Pacific Railroad property.

Managed By: Land

Type: Land acquisition

Operating Impact: No changes to revenue or costs anticipated.

Funding Source:	Budget at 12/31/2009	2010 Approp	Total Budget
Measure AA Bond	175,500	0	175,500
Project Total:	<u>175,500</u>	<u>0</u>	<u>175,500</u>

5 Year Expenditure Plan	Expend to Date	2010	2011	2012	2013/2014
	147,592	27,908	0	0	0

2010-2014 CAPITAL PROJECTS

ACTIVE PROJECTS

San Francisco Bay Trail

Project: 218700

Description: Chevron USA Bay Trail from Miller Knox to Wildcat Creek.

Managed By: Land

Type: Land acquisition

Operating Impact: No changes to revenue or costs anticipated.

Funding Source:	Budget at 12/31/2009	2010 Approp	Total Budget		
Measure AA Bond Interest	100,000	0	100,000		
Project Total:	100,000	0	100,000		
5 Year Expenditure Plan	Expend to Date	2010	2011	2012	2013/2014
	1,712	98,288	0	0	0

2010-2014 CAPITAL PROJECTS

ACTIVE PROJECTS

San Pablo Bay Regional Shoreline - continued

Project: 206600

Description: Base closure.

Managed By: Land

Type: Land acquisition

Operating Impact: No changes to revenue or costs anticipated.

Funding Source:	Budget at 12/31/2009	2010 Approp	Total Budget		
Measure AA Bond	222,000	0	222,000		
Measure AA Bond Interest	48,000	0	48,000		
Project Total:	270,000	0	270,000		
5 Year Expenditure Plan	Expend to Date	2010	2011	2012	2013/2014
	242,076	27,924	0	0	0

2010-2014 CAPITAL PROJECTS

ACTIVE PROJECTS

Shadow Cliffs Regional Recreation Area

Project: 133400

Description: Make improvements to the water supply system.

Managed By: Maintenance

Type: Infrastructure

Operating Impact: No changes to revenue or costs anticipated.

Funding Source:	Budget at 12/31/2009	2010 Approp	Total Budget
General Fund	201,491	0	201,491
Project Total:	<u>201,491</u>	<u>0</u>	<u>201,491</u>

5 Year Expenditure Plan	Expend to Date	2010	2011	2012	2013/2014
	9,569	70,000	70,000	51,922	0

Project: 502600

Description: Decommission, removal and off site disposal of unfinished structures, and install fencing to secure the site.

Managed By: Design & Construction

Type: Infrastructure

Operating Impact: No changes to revenue or costs anticipated.

Funding Source:	Budget at 12/31/2009	2010 Approp	Total Budget
General Fund	5,000	0	5,000
Project Total:	<u>5,000</u>	<u>0</u>	<u>5,000</u>

5 Year Expenditure Plan	Expend to Date	2010	2011	2012	2013/2014
	463	2,500	2,037	0	0

Project: 549800

Description: Provide funding to contract for hydrological study and land use plan amendment for Shadow Cliffs. The land use plan will assess alternative uses to the California Splash project, restore the DeSilva quarry pit, enhance habitat at Arroyo del Valle, improve swim beach and develop landscaping for the entire park.

Managed By: Planning

Type: Infrastructure

Operating Impact: No changes to revenue or costs anticipated.

Funding Source:	Budget at 12/31/2009	2010 Approp	Total Budget
General Fund	60,000	0	60,000
Project Total:	<u>60,000</u>	<u>0</u>	<u>60,000</u>

5 Year Expenditure Plan	Expend to Date	2010	2011	2012	2013/2014
	59,878	122	0	0	0

2010-2014 CAPITAL PROJECTS

ACTIVE PROJECTS

Sibley Volcanic Regional Preserve

Project: 116600

Description: Install boundary fencing.

Managed By: Grazing Dept

Type: Public access

Operating Impact: No changes to revenue or costs anticipated.

Funding Source:	Budget at 12/31/2009	2010 Approp	Total Budget
Measure AA Bond	59,130	0	59,130
Project Total:	<u>59,130</u>	<u>0</u>	<u>59,130</u>

5 Year Expenditure Plan	Expend to Date	2010	2011	2012	2013/2014
	27,891	20,000	11,239	0	0

Project: 172600

Description: Access improvements including grading, paving and new parking lot at the Old Tunnel Road entrance to the Stone Property.

Managed By: Maintenance

Type: Public access

Operating Impact: No changes to revenue or costs anticipated.

Funding Source:	Budget at 12/31/2009	2010 Approp	Total Budget
Measure AA Bond	80,000	0	80,000
Project Total:	<u>80,000</u>	<u>0</u>	<u>80,000</u>

5 Year Expenditure Plan	Expend to Date	2010	2011	2012	2013/2014
	42,898	37,102	0	0	0

Project: 203100

Description: Inholdings.

Managed By: Land

Type: Land acquisition

Operating Impact: No changes to revenue or costs anticipated.

Funding Source:	Budget at 12/31/2009	2010 Approp	Total Budget
Measure AA Bond	189,600	0	189,600
Measure AA Bond Interest	32,000	0	32,000
Project Total:	<u>221,600</u>	<u>0</u>	<u>221,600</u>

5 Year Expenditure Plan	Expend to Date	2010	2011	2012	2013/2014
	216,071	5,529	0	0	0

2010-2014 CAPITAL PROJECTS

ACTIVE PROJECTS

Sibley Volcanic Regional Preserve - continued

Project: 231100

Description: Gateway property, Orinda.

Managed By: Land

Type: Land acquisition

Operating Impact: No changes to revenue or costs anticipated.

Funding Source:	Budget at 12/31/2009	2010 Approp	Total Budget
Measure AA Bond	3,018	0	3,018
Measure AA Bond Interest	55,000	0	55,000
Project Total:	<u>58,018</u>	<u>0</u>	<u>58,018</u>

5 Year Expenditure Plan	Expend to Date	2010	2011	2012	2013/2014
	53,750	4,268	0	0	0

Project: 502700

Description: District to provide review and secondary inspection service to PG&E. PG&E to fund and construct service access road through Wilder Ranch to the PG&E Tower.

Managed By: Design & Construction

Type: Infrastructure

Operating Impact: No changes to revenue or costs anticipated.

Funding Source:	Budget at 12/31/2009	2010 Approp	Total Budget
General Fund	5,000	0	5,000
Project Total:	<u>5,000</u>	<u>0</u>	<u>5,000</u>

5 Year Expenditure Plan	Expend to Date	2010	2011	2012	2013/2014
	0	2,500	2,500	0	0

Project: 541400

Description: Create fuel break to reduce wildfire hazard.

Managed By: Fire Dept

Type: Resource protection

Operating Impact: No changes to revenue or costs anticipated.

Funding Source:	Budget at 12/31/2009	2010 Approp	Total Budget
Measure CC Property Tax	192,741	0	192,741
Project Total:	<u>192,741</u>	<u>0</u>	<u>192,741</u>

5 Year Expenditure Plan	Expend to Date	2010	2011	2012	2013/2014
	154,301	38,440	0	0	0

2010-2014 CAPITAL PROJECTS

ACTIVE PROJECTS

Sibley Volcanic Regional Preserve - continued

Project: 541401

Description: Use prescribed Fire East of Sibley Volcanic Staging area 7.2 acres of grass & brushland with eucalyptus slash. Hand crews would construct control lines along perimeter of site.

Managed By: Fire Dept

Type: Resource protection

Operating Impact: No changes to revenue or costs anticipated.

Funding Source:	Budget at 12/31/2009	2010 Approp	Total Budget
FEMA Predisaster Mitigation	11,675	0	11,675
Measure CC Property Tax	4,325	65,000	69,325
Project Total:	<u>16,000</u>	<u>65,000</u>	<u>81,000</u>

5 Year Expenditure Plan	Expend to Date	2010	2011	2012	2013/2014
	13,179	67,821	0	0	0

Project: 551000

Description: Rehabilitate two ponds on the Stone property to reestablish habitat values.

Managed By: Design & Construction

Type: Resource protection

Operating Impact: No changes to revenue or costs anticipated.

Funding Source:	Budget at 12/31/2009	2010 Approp	Total Budget
Measure CC Property Tax	46,620	0	46,620
Project Total:	<u>46,620</u>	<u>0</u>	<u>46,620</u>

5 Year Expenditure Plan	Expend to Date	2010	2011	2012	2013/2014
	1,586	10,000	35,034	0	0

2010-2014 CAPITAL PROJECTS

ACTIVE PROJECTS

South County Corp Yard

Project: 120300

Description: South County equipment shop upgrade.

Managed By: Maintenance

Type: Infrastructure

Operating Impact: No changes to revenue or costs anticipated.

Funding Source:	Budget at 12/31/2009	2010 Approp	Total Budget
General Fund	1,307,000	0	1,307,000
Project Total:	<u>1,307,000</u>	<u>0</u>	<u>1,307,000</u>

5 Year Expenditure Plan	Expend to Date	2010	2011	2012	2013/2014
	0	1,307,000	0	0	0

Project: 121200

Description: Renovate the electric utilities.

Managed By: Maintenance

Type: Infrastructure

Operating Impact: No changes to revenue or costs anticipated.

Funding Source:	Budget at 12/31/2009	2010 Approp	Total Budget
General Fund	134,000	0	134,000
Project Total:	<u>134,000</u>	<u>0</u>	<u>134,000</u>

5 Year Expenditure Plan	Expend to Date	2010	2011	2012	2013/2014
	63,508	70,492	0	0	0

2010-2014 CAPITAL PROJECTS

ACTIVE PROJECTS

Sunol Regional Wilderness

Project: 118601

Description: Install fencing and improve water resources.

Managed By: Stewardship

Type: Resource protection

Operating Impact: No changes to revenue or costs anticipated.

Funding Source:	Budget at 12/31/2009	2010 Approp	Total Budget
General Fund	75,000	0	75,000
Alameda Co Resource Conservatn	75,000	0	75,000
Project Total:	<u>150,000</u>	<u>0</u>	<u>150,000</u>

5 Year Expenditure Plan	Expend to Date	2010	2011	2012	2013/2014
	66,133	24,000	24,000	24,000	11,867

Project: 172400

Description: Hydrologist study for well development.

Managed By: Maintenance

Type: Infrastructure

Operating Impact: No changes to revenue or costs anticipated.

Funding Source:	Budget at 12/31/2009	2010 Approp	Total Budget
General Fund	59,800	0	59,800
Project Total:	<u>59,800</u>	<u>0</u>	<u>59,800</u>

5 Year Expenditure Plan	Expend to Date	2010	2011	2012	2013/2014
	41,092	18,708	0	0	0

Project: 502800

Description: District to provide secondary inspection and air quality/dust control monitoring service to SFPUC. SFPUC to replace existing earthen dam in a new location. Construction will occur in a serpentine area and may free naturally occurring asbestos.

Managed By: Design & Construction

Type: Infrastructure

Operating Impact: No changes to revenue or costs anticipated.

Funding Source:	Budget at 12/31/2009	2010 Approp	Total Budget
General Fund	5,000	0	5,000
Project Total:	<u>5,000</u>	<u>0</u>	<u>5,000</u>

5 Year Expenditure Plan	Expend to Date	2010	2011	2012	2013/2014
	0	2,500	2,500	0	0

2010-2014 CAPITAL PROJECTS

ACTIVE PROJECTS

Sunol Regional Wilderness - continued

Project: 504100

Description: Restore ponds to support Tiger Salamander and Red Legged Frog populations.

Managed By: Design & Construction

Type: Resource protection

Operating Impact: No changes to revenue or costs anticipated.

Funding Source:	Budget at 12/31/2009	2010 Approp	Total Budget
Ohlone WW Bond Principal	100,000	0	100,000
Project Total:	<u>100,000</u>	<u>0</u>	<u>100,000</u>

5 Year Expenditure Plan	Expend to Date	2010	2011	2012	2013/2014
	0	100,000	0	0	0

2010-2014 CAPITAL PROJECTS

ACTIVE PROJECTS

Sycamore Valley Regional Preserve

Project: 202001

Description: Grade road, install utilities, develop Magee Ranch property.

Managed By: Land

Type: Safety & security

Operating Impact: No changes to revenue or costs anticipated.

Funding Source:	Budget at 12/31/2009	2010 Approp	Total Budget
Measure AA Bond	69,000	0	69,000
Project Total:	<u>69,000</u>	<u>0</u>	<u>69,000</u>

5 Year Expenditure Plan	Expend to Date	2010	2011	2012	2013/2014
	49,655	19,345	0	0	0

Project: 512803

Description: Improve staging area of the park.

Managed By: Maintenance

Type: Public access

Operating Impact: No changes to revenue or costs anticipated.

Funding Source:	Budget at 12/31/2009	2010 Approp	Total Budget
Measure AA Bond	149,775	0	149,775
Project Total:	<u>149,775</u>	<u>0</u>	<u>149,775</u>

5 Year Expenditure Plan	Expend to Date	2010	2011	2012	2013/2014
	12,280	0	137,495	0	0

2010-2014 CAPITAL PROJECTS

ACTIVE PROJECTS

Temescal Regional Recreation Area

Project: 171200

Description: Build/improve trail at Lake Temescal to make it ADA accessible; install exterior lighting along pathway from the north parking lot to the bathhouse and the rose garden.

Managed By: Design & Construction

Type: Public access

Operating Impact: No changes to revenue or costs anticipated.

Funding Source:	Budget at 12/31/2009	2010 Approp	Total Budget
General Fund	86,951	0	86,951
TEA: Rec. Trails Program	125,000	0	125,000
Park & Rec Prop 40 Per Capita	284,075	0	284,075
Park & Rec Prop 40 RZH Per Cap	177,982	0	177,982
Project Total:	<u>674,009</u>	<u>0</u>	<u>674,009</u>

5 Year Expenditure Plan	Expend to Date	2010	2011	2012	2013/2014
	692,661	0	0	0	0

Project: 548800

Description: Add two new picnic sites at the north end.

Managed By: Park Operations

Type: Infrastructure

Operating Impact: No changes to revenue or costs anticipated.

Funding Source:	Budget at 12/31/2009	2010 Approp	Total Budget
Measure CC Property Tax	35,000	0	35,000
Project Total:	<u>35,000</u>	<u>0</u>	<u>35,000</u>

5 Year Expenditure Plan	Expend to Date	2010	2011	2012	2013/2014
	17,982	17,018	0	0	0

Project: 552000

Description: Sealcoat all parking lots.

Managed By: Maintenance

Type: Infrastructure

Operating Impact: No changes to revenue or costs anticipated.

Funding Source:	Budget at 12/31/2009	2010 Approp	Total Budget
Measure CC Property Tax	0	12,787	12,787
Project Total:	<u>0</u>	<u>12,787</u>	<u>12,787</u>

5 Year Expenditure Plan	Expend to Date	2010	2011	2012	2013/2014
	0	12,787	0	0	0

2010-2014 CAPITAL PROJECTS

ACTIVE PROJECTS

Tilden Regional Park

Project: 111200

Description: Tilden train improvement.

Managed By: Maintenance

Type: Infrastructure

Operating Impact: No changes to revenue or costs anticipated.

Funding Source:	Budget at 12/31/2009	2010 Approp	Total Budget
General Fund	10,000	0	10,000
Project Total:	<u>10,000</u>	<u>0</u>	<u>10,000</u>

5 Year Expenditure Plan	Expend to Date	2010	2011	2012	2013/2014
	0	10,000	0	0	0

Project: 113601

Description: Improve sewer, water and telephone service to the Environmental Education Center and the nature area.

Managed By: Design & Construction

Type: Infrastructure

Operating Impact: No changes to revenue or costs anticipated.

Funding Source:	Budget at 12/31/2009	2010 Approp	Total Budget
Measure AA Bond	250,000	0	250,000
General Fund	450,000	0	450,000
Measure CC Property Tax	575,000	0	575,000
Project Total:	<u>1,275,000</u>	<u>0</u>	<u>1,275,000</u>

5 Year Expenditure Plan	Expend to Date	2010	2011	2012	2013/2014
	278,314	99,668	797,349	99,669	0

Project: 123401

Description: Install fire supression sprinkler system at the Merry-Go-Round and construct weather-tight enclosure.

Managed By: Park Operations

Type: Infrastructure

Operating Impact: No changes to revenue or costs anticipated.

Funding Source:	Budget at 12/31/2009	2010 Approp	Total Budget
General Fund	45,000	0	45,000
Regional Parks Foundation	497,000	0	497,000
Measure CC Property Tax	266,600	0	266,600
Project Total:	<u>808,600</u>	<u>0</u>	<u>808,600</u>

5 Year Expenditure Plan	Expend to Date	2010	2011	2012	2013/2014
	803,878	4,722	0	0	0

2010-2014 CAPITAL PROJECTS

ACTIVE PROJECTS

Tilden Regional Park - continued

Project: 132300

Description: Replace play area structures.

Managed By: Maintenance

Type: Infrastructure

Operating Impact: No changes to revenue or costs anticipated.

Funding Source:	Budget at 12/31/2009	2010 Approp	Total Budget
General Fund	75,000	0	75,000
Park & Rec Prop 12 Per Capita	68,880	0	68,880
Project Total:	<u>143,880</u>	<u>0</u>	<u>143,880</u>

5 Year Expenditure Plan	Expend to Date	2010	2011	2012	2013/2014
	108,927	34,953	0	0	0

Project: 138000

Description: Improve and repair paving.

Managed By: Maintenance

Type: Infrastructure

Operating Impact: No changes to revenue or costs anticipated.

Funding Source:	Budget at 12/31/2009	2010 Approp	Total Budget
Park & Rec Prop 40 RZH Per Cap	350,000	0	350,000
Measure CC Property Tax	5,550	0	5,550
Project Total:	<u>355,550</u>	<u>0</u>	<u>355,550</u>

5 Year Expenditure Plan	Expend to Date	2010	2011	2012	2013/2014
	199,019	0	50,000	50,000	56,531

Project: 139400

Description: Replace the hardwood flooring to enhance the rental facility and install new ceiling treatment.

Managed By: Maintenance

Type: Infrastructure

Operating Impact: No changes to revenue or costs anticipated.

Funding Source:	Budget at 12/31/2009	2010 Approp	Total Budget
General Fund	60,000	0	60,000
Project Total:	<u>60,000</u>	<u>0</u>	<u>60,000</u>

5 Year Expenditure Plan	Expend to Date	2010	2011	2012	2013/2014
	53,197	6,803	0	0	0

2010-2014 CAPITAL PROJECTS

ACTIVE PROJECTS

Tilden Regional Park - continued

Project: 144900

Description: Pave service roads.

Managed By: Maintenance

Type: Public access

Operating Impact: No changes to revenue or costs anticipated.

Funding Source:	Budget at 12/31/2009	2010 Approp	Total Budget
General Fund	71,800	0	71,800
Park & Rec Prop 12 RZH Per Cap	42,000	0	42,000
Project Total:	<u>113,800</u>	<u>0</u>	<u>113,800</u>

5 Year Expenditure Plan	Expend to Date	2010	2011	2012	2013/2014
	113,800	0	0	0	0

Project: 147000

Description: Replace fire damaged restroom with new restroom building to code.

Managed By: Design & Construction

Type: Infrastructure

Operating Impact: No changes in revenue or costs anticipated.

Funding Source:	Budget at 12/31/2009	2010 Approp	Total Budget
General Fund	24,000	0	24,000
Project Total:	<u>24,000</u>	<u>0</u>	<u>24,000</u>

5 Year Expenditure Plan	Expend to Date	2010	2011	2012	2013/2014
	0	24,000	0	0	0

Project: 147300

Description: Brazil Room ceiling replacement.

Managed By: Design & Construction

Type: Infrastructure

Operating Impact: No changes to revenue or costs anticipated.

Funding Source:	Budget at 12/31/2009	2010 Approp	Total Budget
General Fund	139,843	0	139,843
Project Total:	<u>139,843</u>	<u>0</u>	<u>139,843</u>

5 Year Expenditure Plan	Expend to Date	2010	2011	2012	2013/2014
	121,373	18,470	0	0	0

2010-2014 CAPITAL PROJECTS

ACTIVE PROJECTS

Tilden Regional Park

Project: 150600

Description: Rebuild fire damaged structures at Gillespie Group Camp in Tilden.

Managed By: Design & Construction

Type: Public access

Operating Impact: No changes to revenue or costs anticipated.

Funding Source:	Budget at 12/31/2009	2010 Approp	Total Budget
General Fund	25,000	0	25,000
Insured Loss Reimbursement	450,000	0	450,000
Project Total:	<u>475,000</u>	<u>0</u>	<u>475,000</u>

5 Year Expenditure Plan	Expend to Date	2010	2011	2012	2013/2014
	140,537	334,463	0	0	0

Project: 171500

Description: Tilden park fencing replacement adjacent to Steam Train tracks at Frowning Ridge

Managed By: Park Operations

Type: Resource protection

Operating Impact: No changes to revenue or costs anticipated.

Funding Source:	Budget at 12/31/2009	2010 Approp	Total Budget
General Fund	55,000	0	55,000
Project Total:	<u>55,000</u>	<u>0</u>	<u>55,000</u>

5 Year Expenditure Plan	Expend to Date	2010	2011	2012	2013/2014
	22,000	33,000	0	0	0

2010-2014 CAPITAL PROJECTS

ACTIVE PROJECTS

Tilden Regional Park

Project: 172700

Description: 400 square foot snack bar building requires significant under-slab plumbing upgrades as well as code related improvements to comply with ADA and environmental health regulations; the interior space will be reconfigured to make it attractive and serviceable for concessionaires' operations and modern appliances will be installed.

Managed By: Maintenance

Type: Infrastructure

Operating Impact: No changes to revenue or costs anticipated.

Funding Source:	Budget at 12/31/2009	2010 Approp	Total Budget
General Fund	20,992	0	20,992
Park & Rec Prop 40 Per Capita	60,000	0	60,000
Park & Rec Prop 40 RZH Per Cap	100,806	0	100,806
Park & Rec Prop 12 RZH Per Cap	39,648	0	39,648
Project Total:	221,446	0	221,446

5 Year Expenditure Plan	Expend to Date	2010	2011	2012	2013/2014
	221,445	1	0	0	0

2010-2014 CAPITAL PROJECTS

ACTIVE PROJECTS

Tilden Regional Park - continued

Project: 501800

Description: Concessionaire will construct visitor station for scale train exhibit. District will provide review and secondary inspection.

Managed By: Design & Construction

Type: Infrastructure

Operating Impact: No changes to revenue or costs anticipated.

Funding Source:	Budget at 12/31/2009	2010 Approp	Total Budget
General Fund	5,000	0	5,000
Project Total:	<u>5,000</u>	<u>0</u>	<u>5,000</u>

5 Year Expenditure Plan	Expend to Date	2010	2011	2012	2013/2014
	0	5,000	0	0	0

Project: 502900

Description: Realignment of existing train tracks to include rebuilding of existing wood trestle and bridge.

Managed By: Design & Construction

Type: Infrastructure

Operating Impact: No changes to revenue or costs anticipated.

Funding Source:	Budget at 12/31/2009	2010 Approp	Total Budget
General Fund	5,000	0	5,000
Project Total:	<u>5,000</u>	<u>0</u>	<u>5,000</u>

5 Year Expenditure Plan	Expend to Date	2010	2011	2012	2013/2014
	600	2,500	1,900	0	0

Project: 533300

Description: Water quality testing and analysis.

Managed By: Stewardship

Type: Resource protection

Operating Impact: No changes to revenue or costs anticipated.

Funding Source:	Budget at 12/31/2009	2010 Approp	Total Budget
General Fund	45,000	0	45,000
Project Total:	<u>45,000</u>	<u>0</u>	<u>45,000</u>

5 Year Expenditure Plan	Expend to Date	2010	2011	2012	2013/2014
	1,536	43,464	0	0	0

2010-2014 CAPITAL PROJECTS

ACTIVE PROJECTS

Tilden Regional Park - continued

Project: 541701

Description: Tilden whipsnake monitoring mitigation as required by NEPA. Beginning in first year & up to 5yrs after completion. EBRPD will fund required studies outside 3yr grant period.

Managed By: Fire Dept

Type: Resource protection

Operating Impact: No changes to revenue or costs anticipated.

Funding Source:	Budget at 12/31/2009	2010 Approp	Total Budget
FEMA Predisaster Mitigation	37,526	0	37,526
Project Total:	<u>37,526</u>	<u>0</u>	<u>37,526</u>

5 Year Expenditure Plan	Expend to Date	2010	2011	2012	2013/2014
	33,981	3,545	0	0	0

Project: 547400

Description: Golf course repairs.

Managed By: Grants Dept

Type: Resource protection

Operating Impact: No changes to revenue or costs anticipated.

Funding Source:	Budget at 12/31/2009	2010 Approp	Total Budget
FEMA DR-1628 Large Prj >57,500	179,798	0	179,798
Project Total:	<u>179,798</u>	<u>0</u>	<u>179,798</u>

5 Year Expenditure Plan	Expend to Date	2010	2011	2012	2013/2014
	55,536	124,262	0	0	0

2010-2014 CAPITAL PROJECTS

ACTIVE PROJECTS

Tilden Nature Area

Project: 170400

Description: Tilden Nature Area Environmental Education Center exhibit and lighting improvements.

Managed By: Park Operations

Type: Infrastructure

Operating Impact: No changes to revenue or costs anticipated.

Funding Source:	Budget at 12/31/2009	2010 Approp	Total Budget
Measure CC Property Tax	70,000	0	70,000
Project Total:	<u>70,000</u>	<u>0</u>	<u>70,000</u>

5 Year Expenditure Plan	Expend to Date	2010	2011	2012	2013/2014
	15,225	20,000	20,000	5,000	9,775

Project: 170500

Description: Replace two barn buildings.

Managed By: Maintenance

Type: Infrastructure

Operating Impact: No changes to revenue or costs anticipated.

Funding Source:	Budget at 12/31/2009	2010 Approp	Total Budget
General Fund	85,000	0	85,000
Measure CC Property Tax	16,650	0	16,650
Project Total:	<u>101,650</u>	<u>0</u>	<u>101,650</u>

5 Year Expenditure Plan	Expend to Date	2010	2011	2012	2013/2014
	2,992	98,658	0	0	0

Project: 170501

Description: Upgrade electrical service at little farm.

Managed By: Maintenance

Type: Infrastructure

Operating Impact: No changes to revenue or costs anticipated.

Funding Source:	Budget at 12/31/2009	2010 Approp	Total Budget
Measure CC Property Tax	55,674	0	55,674
Project Total:	<u>55,674</u>	<u>0</u>	<u>55,674</u>

5 Year Expenditure Plan	Expend to Date	2010	2011	2012	2013/2014
	0	0	55,674	0	0

2010-2014 CAPITAL PROJECTS

ACTIVE PROJECTS

Vargas Plateau Regional Park

Project: 142300

Description: Develop staging area and public access improvements after completion of land use plan.

Managed By: Design & Construction

Type: Public access

Operating Impact: Anticipated First Year Of Operation: 2011

Operating Fund Source: General Fund

New Revenue: \$0 Start Up Cost: \$105,000

Personnel: 1.38 FTE Annual Operating Cost:\$296,000

Funding Source:	Budget at 12/31/2009	2010 Approp	Total Budget
Measure AA Bond	225,000	0	225,000
General Fund	5,000	0	5,000
Project Total:	<u>230,000</u>	<u>0</u>	<u>230,000</u>

5 Year Expenditure Plan	Expend to Date	2010	2011	2012	2013/2014
	49,423	180,577	0	0	0

2010-2014 CAPITAL PROJECTS

ACTIVE PROJECTS

Vasco Caves Regional Preserve

Project: 142000

Description: Enhance the staging area and make access improvements for future public access.

Managed By: Design & Construction

Type: Public access

Operating Impact: Anticipated First Year Of Operation: 2011

Operating Fund Source: Lighting & Landscape Fund

New Revenue: \$ 0 Start Up Cost: \$ 37,000

Personnel: .96 FTE Annual Operating Cost: \$165,361

Funding Source:	Budget at 12/31/2009	2010 Approp	Total Budget
Measure AA Bond	147,000	0	147,000
Project Total:	<u>147,000</u>	<u>0</u>	<u>147,000</u>

5 Year Expenditure Plan	Expend to Date	2010	2011	2012	2013/2014
	144,510	2,490	0	0	0

Project: 233200

Description: Walker property acquisition.

Managed By: Land

Type: Land acquisition

Operating Impact: No changes to revenue or costs anticipated.

Funding Source:	Budget at 12/31/2009	2010 Approp	Total Budget
Measure AA Bond Interest	40,000	0	40,000
Project Total:	<u>40,000</u>	<u>0</u>	<u>40,000</u>

5 Year Expenditure Plan	Expend to Date	2010	2011	2012	2013/2014
	6,050	33,950	0	0	0

Project: 234900

Description: Vaquero Farms property acquisition.

Managed By: Land

Type: Land acquisition

Operating Impact: No changes to revenue or costs anticipated.

Funding Source:	Budget at 12/31/2009	2010 Approp	Total Budget
Measure AA Bond	2,189	0	2,189
Measure AA Bond Interest	253,000	0	253,000
Designated for Land Fund	285,000	0	285,000
Land-Habitat Conservation Plan	2,453,600	0	2,453,600
Project Total:	<u>2,993,789</u>	<u>0</u>	<u>2,993,789</u>

5 Year Expenditure Plan	Expend to Date	2010	2011	2012	2013/2014
	559,103	2,434,686	0	0	0

2010-2014 CAPITAL PROJECTS

ACTIVE PROJECTS

Vasco Caves Regional Preserve - continued

Project: 513700

Description: Road improvements.

Managed By: Maintenance

Type: Public access

Operating Impact: Anticipated First Year Of Operation: 2011
See project 142000 for additional operating costs.

Funding Source:	Budget at 12/31/2009	2010 Approp	Total Budget
Measure AA Bond	20,000	0	20,000
Project Total:	<u>20,000</u>	<u>0</u>	<u>20,000</u>

5 Year Expenditure Plan	Expend to Date	2010	2011	2012	2013/2014
	3,135	0	16,865	0	0

2010-2014 CAPITAL PROJECTS

ACTIVE PROJECTS

Wildcat Canyon Regional Park

Project: 110900

Description: Pave path and picnic area.

Managed By: Maintenance

Type: Public access

Operating Impact: No changes to revenue or costs anticipated.

Funding Source:	Budget at 12/31/2009	2010 Approp	Total Budget
General Fund	134,900	0	134,900
Project Total:	<u>134,900</u>	<u>0</u>	<u>134,900</u>

5 Year Expenditure Plan	Expend to Date	2010	2011	2012	2013/2014
	118,900	0	16,000	0	0

Project: 150100

Description: Install three flush toilets. Install lift station to connect to replaced sewer line.

Managed By: Design & Construction

Type: Infrastructure

Operating Impact: No changes to revenue or costs anticipated.

Funding Source:	Budget at 12/31/2009	2010 Approp	Total Budget
Measure CC Property Tax	400,000	9,000	409,000
Project Total:	<u>400,000</u>	<u>9,000</u>	<u>409,000</u>

5 Year Expenditure Plan	Expend to Date	2010	2011	2012	2013/2014
	55,848	324,000	29,152	0	0

Project: 150200

Description: Build trail segment around the West County Wastewater facility connecting Wildcat Creek Trail to San Pablo Creek and Point Pinole to the Richmond Parkway.

Managed By: Design & Construction

Type: Public access

Operating Impact: Pending Board approval on this project will be combined with project 142100.
See project 142100 for operating impact details.

Funding Source:	Budget at 12/31/2009	2010 Approp	Total Budget
Measure CC Property Tax	250,000	0	250,000
Project Total:	<u>250,000</u>	<u>0</u>	<u>250,000</u>

5 Year Expenditure Plan	Expend to Date	2010	2011	2012	2013/2014
	0	250,000	0	0	0

2010-2014 CAPITAL PROJECTS

ACTIVE PROJECTS

Wildcat Canyon Regional Park - continued

Project: 528803

Description: Native Tarplant restoration.

Managed By: Stewardship

Type: Resource protection

Operating Impact: No changes to revenue or costs anticipated.

Funding Source:	Budget at 12/31/2009	2010 Approp	Total Budget
General Fund	125,000	0	125,000
Project Total:	<u>125,000</u>	<u>0</u>	<u>125,000</u>

5 Year Expenditure Plan	Expend to Date	2010	2011	2012	2013/2014
	37,673	30,000	30,000	15,000	12,327

Project: 541600

Description: Create fuel break to reduce wildfire hazard.

Managed By: Fire Dept

Type: Resource protection

Operating Impact: No changes to revenue or costs anticipated.

Funding Source:	Budget at 12/31/2009	2010 Approp	Total Budget
Measure CC Property Tax	262,822	47,741	310,563
Project Total:	<u>262,822</u>	<u>47,741</u>	<u>310,563</u>

5 Year Expenditure Plan	Expend to Date	2010	2011	2012	2013/2014
	251,762	58,801	0	0	0

Project: 541700

Description: Create fuel break to reduce wildfire hazard.

Managed By: Fire Dept

Type: Resource protection

Operating Impact: No changes to revenue or costs anticipated.

Funding Source:	Budget at 12/31/2009	2010 Approp	Total Budget
Measure CC Property Tax	350,224	90,000	440,224
Project Total:	<u>350,224</u>	<u>90,000</u>	<u>440,224</u>

5 Year Expenditure Plan	Expend to Date	2010	2011	2012	2013/2014
	189,266	64,091	92,700	94,207	0

2010-2014 CAPITAL PROJECTS

ACTIVE PROJECTS

Wildcat Canyon Regional Park - continued

Project: 546500

Description: Repair 2006 storm damage; slide and stream bank erosion above the stone bridge.

Managed By: Design & Construction

Type: General

Operating Impact: No changes to revenue or costs anticipated.

Funding Source:	Budget at 12/31/2009	2010 Approp	Total Budget
FEMA DR-1628 Small Projects	38,372	0	38,372
Project Total:	<u>38,372</u>	<u>0</u>	<u>38,372</u>

5 Year Expenditure Plan	Expend to Date	2010	2011	2012	2013/2014
	38,593	0	0	0	0

Project: 548200

Description: Repair landslide beneath bridge at North Creek.

Managed By: Design & Construction

Type: General

Operating Impact: No changes to revenue or costs anticipated.

Funding Source:	Budget at 12/31/2009	2010 Approp	Total Budget
FEMA DR-1628 Large Prj >57,500	98,356	0	98,356
Project Total:	<u>98,356</u>	<u>0</u>	<u>98,356</u>

5 Year Expenditure Plan	Expend to Date	2010	2011	2012	2013/2014
	16,274	82,082	0	0	0

Project: 551200

Description: Hire consultant to determine the amount of sediment that can be removed from the Wildcat Creek watershed basin, and where it may be disposed, in keeping with government oversight.

Managed By: Stewardship

Type: Resource protection

Operating Impact: No changes to revenue or costs anticipated.

Funding Source:	Budget at 12/31/2009	2010 Approp	Total Budget
Measure CC Property Tax	171,800	24,700	196,500
Project Total:	<u>171,800</u>	<u>24,700</u>	<u>196,500</u>

5 Year Expenditure Plan	Expend to Date	2010	2011	2012	2013/2014
	0	85,900	85,900	24,700	0

Measure AA Local Grant Budgets - To Be Disbursed

Project	Location	Project Description	Total Budget	Total Disbursed	To be Disbursed
300064	City of Lafayette	Burton Ridge Acquisition	114,817	0	114,817
300067	City of Richmond	Parks Lighting Improvements	30,684	0	30,684
300072	Rollingwood R.P.D.	Joint Wildcat Creek Trail	64,598	0	64,598
Total \$			210,099	0	210,099

Measure WW Local Grant Budgets - Approved Grant Application To Be Disbursed

Project	Location	Project Description	Total Budget	Total Disbursed	To be Disbursed
313501	Ambrose Park	Ambrose Park Improvement Phase 1	1,127,177	0	1,127,177
311703	City of Concord	Playground Equipment Replacement	300,000	0	300,000
311704	City of Concord	Community Pool Mechanical Equip	182,000	0	182,000
311705	City of Concord	Hillcrest Park Maintenance Building	130,000	0	130,000
311707	City of Concord	Spray Park & Restroom Replacement	945,000	0	945,000
311708	City of Concord	Demo Building & Install Equip Shelter	108,400	0	108,400
311709	City of Concord	Install Shade Structure at Hillcrest	109,500	0	109,500
311710	City of Concord	Replace Irrigation/Sun Terrace Park	10,000	0	10,000
311711	City of Concord	Resurface Tennis Courts	100,000	0	100,000
311712	City of Concord	Willow Pass Sports Field Improvements	106,700	0	106,700
313801	City of Crockett	Pool Plumbing Replacement	207,144	0	207,144
310301	City of Dublin	Fallon Sports Park Synthetic Turf	1,123,610	0	1,123,610
310302	City of Dublin	Sports Grounds Phase IV	1,021,508	0	1,021,508
310401	City of Emeryville	Horton Landing Park	194,572	0	194,572
310601	City of Newark	Lakeshore Park Seawall	1,500,000	0	1,500,000
310701	City of Oakland	Caldecott Trail Improvement Ph 1	1,000,000	0	1,000,000
310702	City of Oakland	East Oakland Sports Center	6,000,000	0	6,000,000
310703	City of Oakland	25th Street Mini Park	730,000	0	730,000
310705	City of Oakland	Central Reservoir Field Improvement	600,000	0	600,000
310706	City of Oakland	City Stables	500,000	0	500,000
310707	City of Oakland	Children's Fairyland Entryway	500,000	0	500,000
310708	City of Oakland	Oakland Feather River Camp	500,000	0	500,000
310710	City of Oakland	Morcom Rose Garden	1,700,000	0	1,700,000
310711	City of Oakland	Owen Jones Field Improvement	1,000,000	0	1,000,000
310712	City of Oakland	Poplar Field Improvement	850,000	0	850,000
310713	City of Oakland	Raimondi Park - Phase 1	224,456	0	224,456
312401	City of Oakley	Creekside Park Phase 2	1,517,862	0	1,517,862
312701	City of Pittsburg	Central Park All Weather Soccer Field	1,144,000	0	1,144,000
312901	City of Richmond	Trail Between Ferry Pt & Kaiser Shipyard 3	300,000	0	300,000
311001	City of San Leandro	All Parks-A/C Walkway Rehabilitation	250,000	0	250,000
313101	City of San Ramon	Forest Home/Restore Education Center	253,000	0	253,000
313102	City of San Ramon	Red Willow Playground Renovation	50,000	0	50,000
313103	City of San Ramon	Playground/Participatory Fountain Renovation	580,000	0	580,000
314700	EBPRD 5% Admin	District Administrative Cost	1,363,454	0	1,363,454
311201	HARD	Meek West Terrace Meeting Facility	775,000	0	775,000
Total \$			27,003,383	0	27,003,383

East Bay Regional Park District Measure CC Adopted Spending Plan

Park & Trail	Project Description	Cost
Improvements, Access, Safety		
Alameda Point	Operate two miles of Bay Trail at Alameda Point when completed as part of the base conversion process.	\$ 473,900
Alameda Point	Operate Triangle Park if received from the Naval Air Station redevelopment project.	525,000
Anthony Chabot Regional Park	Replace 4 Bort Meadows chemical toilets with vault disabled accessible toilets to reduce maintenance costs in improve customer convenience	50,000
Anthony Chabot Regional Park	Connect Chabot Stable to nearby municipal sewer to eliminate pumpouts	124,320
Anthony Chabot Regional Park	Replace 10 chem toilets (excludes Bort Meadows toilets in another project) with vault toilets- to reduce pumping cost improve visitor convenience	150,000
Claremont Canyon Regional Preserve	Complete trail system- with North to South and East to West connections in a route that is compatible with protection of rare species. Maintain until stable	418,060
Robert Crown Memorial State Beach	Replace 94 deteriorating wood tables with tables that can withstand the salty environment	100,000
Robert Crown Memorial State Beach	Repave McKay Street	700,000
Robert Crown Memorial State Beach	Open and operate Crab Cove Visitor Center for added 3 months each year to provide year round service.	1,458,000
Eastshore State Park	Construct the Bay Trail Extension around Golden Gate Fields.	100,000
Eastshore State Park	Initial operation of landbank properties, policing, fire response, resource protection, trail patrol, trash pickup, and maintenance. Includes operation following completion of resource restorations and careful debris removal. No constructed facilities except trail circulation. Negotiate joint operating and funding agreement with State Parks to cover operating costs. The project will require the use of \$50,000 in annual revenue from concessions, interest and trust fund principal.	6,007,500
Kennedy Grove Recreation Area	Repair and repave pathways within the recreation area	39,960
Kennedy Grove Recreation Area	Renovate family and group picnic tables, barbecues, and drinking fountains	62,160
Martin Luther King Jr. Regional Shoreline	Fence the boundary of the Oakland Sports Field to control cars	23,320
Martin Luther King Jr. Regional Shoreline	Retrofit Boat launch ramp at Doolittle for disabled access	44,400
Martin Luther King Jr. Regional Shoreline	Undertake Phase II and III public access improvements and operate the Tidewater use area in concert with the Oakland Strokes Boathouse. Includes parking, staging, picnic, meadow, trail and access components.	5,696,120
Martin Luther King Jr. Regional Shoreline	Undertake a study to seek information on the permitting, environmental compliance and design options for construction of the trail around the west shore of San Leandro Bay along Doolittle Drive. Operate if constructed.	450,000
Miller/Knox Regional Shoreline	Implement a pavement management program for all park roads, paved trails, and parking lots	39,960
Miller/Knox Regional Shoreline	Renovate restrooms at Railroad Museum and install lift for disabled access to main museum floor	150,000
Miller/Knox Regional Shoreline	Renovate family and group picnic tables (79), barbecues, and drinking fountains	50,000
Miller/Knox Regional Shoreline	Add four more flush restrooms in main park area to eliminate long lines	256,453
Miller/Knox Regional Shoreline	Remove tracks, fencing and re-grade railroad right of way to provide public access from park to the bay and to Keller Beach. Implement a major renovation of meadow areas- verticut, topdress, seed, and extend irrigation	2,179,000
Oakland Zoo	Support operations of the Zoo, a regional facility that operates openspace contiguous to Anthony Chabot Regional Park.	1,500,000
Point Molate	Bay Trail -- Extend and operate the Bay Trail north to Point Molate and Point San Pablo	500,000
Point Pinole Regional Shoreline	Bay Trail - Extend and operate the Bay Trail from Marways Steel north one mile to the Zone Boundary along the shoreline. Includes installation of one pedestrian bridge.	726,500
Pt. Isabel Regional Shoreline	Implement preventative maintenance program for shoreline path and both parking lots	39,960
Pt. Isabel Regional Shoreline	Convert 3 chemical toilets to vault toilets	100,000

East Bay Regional Park District Measure CC Adopted Spending Plan

Park & Trail	Project Description	Cost
Pt. Pinole Regional Shoreline	Replace old playground structure with new, safer ADA structure	140,000
Redwood Regional Park	Solve problem of at-surface waterline - Stream Trail between Tres Sendas & the main line vault at Old Fern Hut.	26,640
Redwood Regional Park	Paint Piedmont Stables	33,300
Redwood Regional Park	Regrade/re-route old fire roads to eliminate soil erosion and continuing winter damage	542,400
Redwood Regional Park	Renovate Piedmont Stables Residence	50,000
Roberts Regional Recreation Area	Renovate ballfield-upgrade irrigation and correct drainage	31,080
Roberts Regional Recreation Area	Renovate family and group picnic tables, barbecues, and drinking fountains	33,300
Roberts Regional Recreation Area	Repair and overlay pavement on internal paths and service trails	46,886
Roberts Regional Recreation Area	Implement preventative maintenance program on all paved trails and parking areas	63,936
Robert Sibley Volcanic Regional Preserve	Open and operate the landbanked former Stone Property. Install interpretive panels, construct a small staging area at Fish Ranch Road and trail links to existing Sibley trails.	600,000
Temescal Recreation Area	Sealcoat All Parking Lots	12,787
Temescal Recreation Area	Add 2 new picnic sites at the North end to add group picnics from overloaded south end	35,000
Tilden Regional Park	Install disabled accessible ramp to Pony Ride Restroom and Picnic area	5,550
Tilden Regional Park	Renovate the Brooks and Buckeye LUP/EIR picnic area rehabilitation plan	40,000
Tilden Regional Park	Construct Merry-Go-Round weather-tight enclosure.	200,000
Tilden Regional Park	Install automatic fire sprinkler system to protect historic merry-go-round	66,600
Tilden Regional Park	Replace 14 chemical toilets with vault toilets	199,800
Tilden Nature Area	Upgrade electrical service at the Little Farm	55,674
Tilden Nature Area	Roof two barn buildings.	16,650
Tilden Nature Area	Retrofit to make Disabled Accessible Exhibits in EEC	30,000
Tilden Nature Area	Finish exhibits and lighting at the EEC	70,000
Tilden Nature Area	Sewer for EEC	575,000
Wildcat Canyon Regional Park	Extend waterline to Staging Area for drinking fountain and fire hydrant	16,660
Wildcat Canyon Regional Park	Install emergency phone at Staging Area	11,660
Wildcat Canyon Regional Park	Gravel 2.5 miles of trail for all season use	135,000
Wildcat Canyon Regional Park	Install 3 flush toilets, install lift station to connect to replaced sewer line	500,000
Wildcat Canyon Regional Park	Clark-Boas Access -- Restore trailhead area, improve access from El Sobrante and Richmond.	100,000
Wildcat Canyon to Point Pinole Trail	Bay Trail - New trail segment around West County Wastewater facility connecting Wildcat Creek Trail to San Pablo Creek and Point Pinole to the Richmond Parkway. Approximately 1 mile.	885,550
	Subtotal Improvements, Access, Safety	26,488,086
	Resources	
Anthony Chabot Vegetation Management	Thin trees /or remove excessive fuels within 250 acres of eucalyptus groves- following EB Hills CEQA.	1,063,650
Anthony Chabot and Lake Chabot Regional Parks	Manage vegetation for fuels reduction in coordination with the protection and enhancement of wildlife habitat in fuel break areas to provide defensible space near structures and meet the Hills Emergency Forum 8' flame length standard. Manage exotic plant species and promote fire resistant natives to reduce the risk of wildfires.	1,475,000
Brooks Island Regional Preserve	Enhance Caspian Tern nesting area. Includes placement of public access landing on the Island.	418,400
Claremont Canyon Regional Preserve	Implement four-year research project for Alameda Whipsnake habitat enhancement.	120,000
Claremont Canyon and Sibley Volcanic Regional Preserves	Manage vegetation for fuels reduction in coordination with the protection and enhancement of wildlife habitat in fuel break areas to provide defensible space near structures and meet the Hills Emergency Forum 8' flame length standard. Manage exotic plant species and promote fire resistant natives to reduce the risk of wildfires.	1,175,000

East Bay Regional Park District Measure CC Adopted Spending Plan

Park & Trail	Project Description	Cost
East Bay Hills Fire Hazard Reduction Plan EIR	Retain consultant(s) to work with staff and the Hills Emergency Forum to prepare the required environmental documents necessary to comply with the Natural Environmental Protection Act (NEPA) and the California Environmental Quality Act (CEQA) to complete the Fire Hazard Reduction Plan for the East Bay Hills.	1,175,000
Wildcat Canyon/Alvarado & Tilden Regional Parks	Manage vegetation for fuels reduction in coordination with the protection and enhancement of wildlife habitat in fuel break areas to provide defensible space near structures and meet the Hills Emergency Forum 8' flame length standard. Manage exotic plant species and promote fire resistant natives to reduce the risk of wildfires.	1,660,000
Martin Luther King Jr. Regional Shoreline	Damon Slough/San Leandro Bay marsh cleanup, Clapper Rail habitat enhancement, and spartina control.	70,000
Miller/Knox Regional Shoreline	Remove 16,000 cu/yds. of silt and vegetation to keep the park's lagoon healthy	372,961
Point Molate	Richmond Shoreline Restoration -- Removal of industrial debris, cleanup and enhancement of shoreline habitat north of Miller Knox Regional Shoreline to Point San Pablo.	1,350,000
Point Pinole Regional Shoreline	Giant Marsh Restoration -- cleanup, monitoring and management of the marsh at the south end of Point Pinole. Provide matching funds for future grant opportunities.	775,000
Point Pinole Regional Shoreline	Enhance wetland areas for black rail habitat (remove iceplant)	201,930
Point Pinole Regional Shoreline	Continue park-wide eucalyptus grove thinning and sprout control program	559,860
Point Pinole Regional Shoreline	Restore 100 acres of grasslands and sensitive plant species habitat	193,740
Redwood Regional Park, Leona Regional Open Space	Manage vegetation for fuels reduction in coordination with the protection and enhancement of wildlife habitat in fuel break areas to provide defensible space near structures and meet the Hills Emergency Forum 8' flame length standard. Manage exotic plant species and promote fire resistant natives to reduce the risk of wildfires.	1,082,600
Richmond Wetlands	Richmond Wetlands -- Habitat enhancement and shoreline restoration of wetlands in the vicinity of Point Pinole and other shoreline areas.	974,000
Robert Sibley Volcanic Regional Preserve	Rehabilitate 2 ponds on the Stone property to re-establish habitat values	46,620
Robert Sibley Volcanic Regional Preserve	Remove redgum and freeze damaged eucalyptus along the western boundary South of the Staging Area	131,680
Robert Sibley Volcanic Regional Preserve	Complete removal of non-native eucalyptus suckers, pine seedlings, and broom in the Sibley Triangle	259,245
Tilden Regional Park	Assess and remove hazardous trees, promote native tree regeneration	200,000
Tilden Nature Area	Remove Debris and Silt Between Dam and Bridge, and Rebuild Silt Dam	132,090
Wildcat Canyon Regional Park	Watershed sediment study	488,400
Wildcat Canyon Regional Park	Manage vegetation for fuels reduction in coordination with the protection and enhancement of wildlife habitat in fuel break areas to provide defensible space near structures and meet the Hills Emergency Forum 8' flame length standard. Manage exotic plant species and promote fire resistant natives to reduce the risk of wildfires.	1,622,580
Subtotal Resources		15,547,756
Total by Use of Proceeds		Total Operating and Capital
Park Access, Infrastructure and Safety Improvements		26,488,086
Resource-Related Projects		15,547,756
Reserve for Unknown Events and Opportunities		4,696,300
Total for the Measure		46,732,142
Use of Proceeds Allocation		
Park Access, Infrastructure and Safety Improvements		57%
Resource-Related Projects		33%
Reserve for Unknown Events and Opportunities		10%
		100%

MEASURE WW BOND PROJECT LIST

	Location	Project	Description	Proposed Final Allocations
1	Alameda Point	Trail Expansion and development of regional recreation	\$6.5 million to protect wildlife habitat, create regional recreation opportunities on San Francisco Bay, and extend the Bay Trail around Alameda Point in cooperation with City of Alameda. Restore shoreline areas including beach and dune grass habitat.	\$ 6,550,000
2	Alamo Canal Trail	Construct Trail Undercrossing of highway 580	\$630,000 to complete the key bicycle, pedestrian and equestrian trail connection across the 580-680 interchange creating the first trail connection linking the communities of Dublin and Pleasanton.	630,000
3	Anthony Chabot	Complete acquisition of park boundaries	\$2 million to acquire last remaining open space to establish final park boundaries, to buffer sensitive wildlife habitats and create new access for all users.	2,025,000
4	Ardenwood	Improvement and Renovation of Park Picnic and Interpretive facilities	\$2.2 million to improve facilities and increase opportunities for school classes and families to experience early California life at the historic Ardenwood Farm.	2,250,000
5	Bay Point	Park expansion, marsh restoration and improved public access	\$1.6 million to expand and restore wetlands to enhance habitat for Delta Smelt and other species. Provide water access to the Pittsburg/Bay Point shoreline. Establish the starting point of the Great Delta Trail project linking the East Bay to the Delta and Central Valley.	1,575,000
6	Bay Trail	Complete Bay Trail from Fremont to Martinez	\$12.3 million to connect urban communities to shoreline access and wildlife viewing opportunities by completing the 86 mile Bay Trail along the East Bay shoreline. Acquire and develop trail links to close the remaining gaps between Martinez and Fremont, providing alternative transportation routes for local commuters and linking regional trail users to Solano and Santa Clara Counties.	12,298,000
7	Bay Water Trail	Create boat launch, landing and camping sites from Fremont to the Delta	\$5.9 million to establish safe and environmentally sound launch sites, wildlife viewing, camping, and other facilities to support the new Bay Water Trail, providing places for kayakers, canoers, and other small boats to travel the length of the East Bay shoreline and ultimately circumnavigate the Bay.	5,890,000
8	Big Break Shoreline	Expand Delta Science Center	\$2.6 million to enhance delta shoreline access and expand interpretive/educational opportunities for East Contra Costa County schools and families to experience the Delta in a natural setting. Protect and enhance habitat for the threatened California Black Rail and Giant Garter Snake, restore coastal prairie grassland.	2,600,000
9	Black Diamond	Expand Park and Wildlife Corridors. Complete Visitor Education facility and park improvements	\$4.5 million to complete the underground trail and Mining Museum and to preserve important open space, enhance wetland and riparian habitat in partnership with the East Contra Costa County Habitat Conservation Plan.	4,500,000
10	Briones	Preserve open space and improve public access	\$7.8 million to preserve additional ridge top and hillside open space surrounding the park. Improve Alhambra Valley and Buckeye Ranch access, develop staging area and trail connections for all users, renovate picnic areas and group camps.	7,785,000
11	Byron Vernal Pools	Resource Preservation	\$3 million to acquire rare vernal pool habitat and wetlands near Byron to expand, preserve, protect and interpret rare species including Tiger Salamander, Fairy Shrimp and vernal pool flowers in partnership with the East Contra Costa County Habitat Conservation Plan.	2,970,000
12	Calaveras Ridge Trail	Acquire and construct trail from Carquinez Strait to Sunol	\$11.3 million to acquire open space and park corridor and construct this trail for all users connecting six regional parks along the 680 corridor serving all communities from Sunol to the Carquinez Strait.	11,323,000
13	Carquinez Strait	Improve public access and expand park	\$4.1 million to complete the shoreline scenic corridor between Martinez and Crockett. Expand outdoor recreation opportunities, preserve shoreline areas, and connect park trails for all users from historic Port Costa to the San Francisco Bay and Ridge Trails.	4,050,000
14	Clayton Ranch	Expand park and wildlife corridors.	\$2 million to preserve open space and complete this critical wildlife corridor for Alameda Whipsnake, Red Legged Frog and rare plants between Mt. Diablo and Black Diamond Mines Regional Preserve in partnership with the East Contra Costa County Habitat Conservation Plan. Provide initial staging and new trail opportunities for all users to neighboring communities.	2,025,000
15	Concord Naval Weapons Station	Acquire openspace and develop public access on former military base	\$16 million to work in partnership with Concord and the National Park Service to acquire, restore and develop a major new regional park in on the inland portion of former Concord Naval Weapons Station. Protect open space and wildlife habitat for Tiger Salamander, Red Legged Frog and restore Mt. Diablo Creek. Develop regional recreation facilities including picnic areas, trails for all users, parking and camp sites. Provide interpretive opportunities in partnership with NPS.	15,950,000
16	Coyote Hills	Complete park boundaries, restore marsh, build public use facilities	\$8.1 million to acquire remaining lands adjacent to Coyote Hills to complete park boundaries and preserve sensitive riparian wildlife habitat. Restore and expand Alameda's largest fresh water marsh to enhance habitat for Salt Marsh Harvest Mouse, and California Black Rail. Restore existing marsh complex to include seasonal wetlands, coastal prairie grassland and reduce cattails. Replace the aging visitor center with a state of the art facility to interpret the significant cultural and natural resources of the area. Add family camping opportunities at the reclaimed Dumbarton Quarry site and provide trail links to the Don Edwards Wildlife Refuge and Bay Trail.	8,100,000
17	Crockett Hills	Expand park and improve public access	\$4 million to acquire scenic open space to expand this new park near the West County communities of Crockett, Hercules and Rodeo. Build new public access, trails for all users and camp sites easily accessible from highway 4 and the Cummings Skyway.	4,050,000

MEASURE WW BOND PROJECT LIST

	Location	Project	Description	Proposed Final Allocations
18	Crown Beach	Improve visitor center, restore beach, complete park boundary	\$6.5 million to replace and expand the Crab Cove visitor center, currently located in an outdated military building. Expand and restore the popular Alameda Beach to increase space for beach recreation and protect the shoreline. Acquire appropriate surplus	6,480,000
19	Deer Valley	Park Acquisition and Development	\$3.6 million to establish a new park near the communities of Brentwood and Oakley. When matched with funding from the the East Contra Costa County Habitat Conservation Plan, the park will preserve a regional wildlife corridor for San Joaquin Kit Fox, Tige	3,600,000
20	Delta Access	Park expansion and development at Orwood Tract	\$5 million to open a new regional park on the Delta providing swimming, boating, fishing, picnicking and camping close to East Contra Costa communities. Work with federal and state agencies to provide both Delta recreation and wildlife habitat for threat	4,950,000
21	Delta Recreation	Develop new park at Jersey Island	\$1 million for new public access, trails, family camping and picnicking in the Delta on or near Jersey Island and the San Joaquin River.	1,000,000
22	Delta Trail	Establish the Great Delta Trail connecting Bay Point to Big Break to the Contra Costa County Line	\$4.1 million to provide new bicycle trail connecting the communities of Bay Point, Pittsburg, Antioch, and Oakley to the shoreline. Work with State and local agencies to develop the Great Delta Trail improving urban access to fishing and boating in the	4,050,000
23	Diablo Foothills	Expand Open Space adjacent to Mt. Diablo State Park and improve Castle Rock Picnic and Recreation Area	\$7.2 million to preserve open space and habitat in central Contra Costa County adjacent to Mt. Diablo State Park, complete renovation of picnic areas, play areas, and trail access improvements for all users.	7,200,000
24	Doolan Canyon/ Tassajara Hills	Establish new park and preserve open space and ridges.	\$5.7 million to acquire land for a new park preserving the last major undeveloped expanse of the Tassajara Hills north of the communities of Dublin and Pleasanton. Restore grassland and seasonal wetland habitat for Tiger Salamanders, Golden Eagles, Prairie Falcons and other species. Provide trails for all users, public access, and scenic resources, rolling hills and open grassland valleys.	5,675,000
25	Dry Creek	Acquisition and Meyers Estate Improvements	\$6.7 million to acquire and preserve scenic ridge lands in the Union City Hills along Walpert Ridge, complete the renovation of the historic Meyers Estate and garden for intimate community gatherings. Complete multi-use Ridge Trail connections.	6,700,000
26	Dublin Hills	Open Space Preservation	\$4.7 million to complete this new park along the ridgelines in the scenic west Dublin hills. Preserve wildlife corridor and connect community residents to regional trails for all users and nearby natural areas. Restore ponds enhance riparian habitats and grasslands.	4,725,000
27	Dunsmuir Heights Trail	Complete trail connection through Dunsmuir Heights to Anthony Chabot	\$2.3 million to acquire and construct an urban open space and multi use trail corridor connecting Oakland and San Leandro neighborhoods to Anthony Chabot park through the Dunsmuir Heights area.	2,350,000
28	East Bay Greenway Trail	Trail corridor protection partnerships with Local Cities	\$400,000 to partner with local cities to secure public use of this abandoned rail right of way to serve urban residents from Oakland to Fremont.	400,000
29	Eastshore State Park	Park expansion, restoration and development.	\$27 million to expand and restore this eight-mile long urban shoreline park adjacent to five East Bay communities. Implement the State Park General Plan to develop access improvements, restore upland and wetland areas to enhance wildlife habitat, and to	27,000,000
30	Garin	Complete Park Acquisition and improve public access.	\$2.9 million to acquire and protect scenic ridges and wildlife habitat adjacent to Union City, Fremont and Hayward communities. Expand park trail system to improve recreational opportunities and connect to the Ridge Trail.	2,925,000
31	Garin to Pleasanton Ridge Trail	Acquire and construct trail connection	\$2 million to acquire and construct trail connecting Garin Park to Pleasanton Ridge for hiking, biking and equestrian use.	2,025,000
32	Gateway Shoreline	Park acquisition and development	\$5.4 million to establish a new regional shoreline park as a bicycle trail hub connecting the new Bay Bridge bicycle access to the East Bay and the Bay Trail in cooperation with other agencies. This intermodal node will including parking, promenade, fish	5,400,000
33	Hayward Shoreline	Expand park and construct public access and education improvements	\$4.5 million to restore and protect shoreline bird habitat, strengthen and repair levees along this shoreline to address climate change impacts, improve public trail access and cooperate on shoreline interpretive improvements with other state and local agencies. Dredge channels to improve water circulation and enhance habitat on islands for endangered Least Terns.	4,500,000
34	Iron Horse to Mount Diablo Trail	Complete Trail corridor	\$1.4 million to complete southern trail corridor between Las Trampas, Sycamore Valley and Mount Diablo.	1,350,000
35	Iron Horse Trail	Extend Iron Horse Trail North and South	\$2.2 million to complete extensions to north and south ends of this 28 mile long urban bicycle trail.	2,250,000
36	Lake Chabot	Acquisition to complete park boundary	\$1.8 million to preserve hillside areas, connect trails and add public access along the western park boundary.	1,800,000
37	Las Trampas	Construct interpretive facility, acquire open space and construct public access improvements	\$8.3 million to establish interpretive visitor contact station and indoor meeting space to serve the increasing population in the San Ramon Valley. Develop hiking, biking and equestrian access to recently acquired properties in the Lafayette, Moraga and San Ramon Valley areas including staging, trails, and camps.	8,325,000
38	Leona Open Space	Acquire land to complete park boundaries	\$2.5 million to acquire remaining land to complete park and improve public access.	2,500,000

MEASURE WW BOND PROJECT LIST

	Location	Project	Description	Proposed Final Allocations
39	Marsh Creek Trail	Complete and open trail extension from Brentwood to Round Valley	\$900,000 to complete the Marsh Creek Trail connecting the Brentwood area through the new State Historic Park at Cowell Ranch to Round Valley Regional Preserve.	900,000
40	Martin Luther King Shoreline	Expand Bay Trail, Tidewater and Shoreline Center facilities.	\$12.3 million to expand existing public use, shoreline access and Bay Trail improvements at the Tidewater and Shoreline Center areas of the Martin Luther King Jr. Shoreline.	12,320,000
41	Mission Peak	Acquire openspace and improve public access	\$5.4 million to expand ridgeline corridor on Mission Ridge and improve trails and staging areas including Stanford Avenue.	5,400,000
42	Morgan Territory	Complete Park Acquisition and improve public access.	\$8.1 million to expand wildlife corridors in partnership with the East Contra Costa Habitat Conservation Plan. Provide trails for all users and additional access to the ridge lands south of Mt. Diablo.	8,100,000
43	North Richmond Shoreline	Acquire and restore Wildcat Creek and San Pablo Creek Marshes.	\$3.6 million to preserve San Pablo and Wildcat Creek Marsh and creek deltas to protect and restore the two largest remaining marsh areas along the North Contra Costa Shoreline. Connect the trail corridor from the north Richmond Wetlands to Point Pinole. Develop appropriate public access for wildlife viewing and education programs.	3,650,000
44	Oak Knoll to Ridge Trail	Develop Trail Connection from Oak Knoll to Redwood Park	\$720,000 to join with the City of Oakland and community groups to create trail connections between the Oak Knoll redevelopment project and the Leona Openspace area.	720,000
45	Oakland Shoreline	Oakland shoreline acquisition, resource restoration and public access	\$10.8 million to join with Oakland to develop new access for urban residents to the Oakland Shoreline. Cleanup and restore marshes to benefit nesting birds, improve water circulation through dredging, and construct improvements on shoreline sites along the Bay Trail from San Leandro Bay, through the Oakland Estuary, and north to connect to Gateway Shoreline Park. Support the City's Estuary Plan trail and access projects, including public use facilities.	10,800,000
46	Ohlone	Acquire additional wilderness lands	\$7.4 million to Expand Alameda County's largest wilderness park, preserve park wilderness values, protect wildlife habitat and high mountain ridge resources. Develop trail loops and expand public access and camping opportunities. Restore failing ponds to support Tiger Salamander and Red Legged Frog populations.	7,425,000
47	Oyster Bay	Complete public access Improvements	\$2.1 million to complete the development of this 200 acre urban shoreline park and Bay Trail connection by working with the City of San Leandro to provide recycled water for the irrigation of new turf meadows, construct picnic and play areas, parking, res	2,070,000
48	Pleasanton Ridge	Acquire and construct public access, trail and recreation and interpretive facilities	\$13.7 million to acquire park land on scenic Pleasanton and Sunol ridges, Devaney canyon, complete bicycle loop trail system, construct parking, access, picnic, primitive camping and visitor facilities.	13,725,000
49	Point Pinole	Construct new park access, visitor and maintenance amenities	\$7.5 million to develop new Atlas Road access to the park with parking, picnic areas, meadows, play area, environmental maintenance facility, and new interpretive center to provide an introduction to the rich natural and cultural resources found at this site. Complete park boundary and wetland restoration. Enhance and restore wetland and coastal prairie habitats.	7,540,000
50	Point San Pablo Peninsula	Acquire, preserve and make accessible new shoreline openspace	\$4.5 million to acquire and restore shoreline and complete Bay Trail spur north of the Richmond/San Rafael Bridge to provide new public access to this scenic north bay shoreline.	4,450,000
51	Quarry Lakes	Expand recreation facilities	\$4.5 million to complete the development of this regional recreation area by providing new turf meadows, picnic and play areas, restrooms and landscaping. Complete park boundaries in this urban recreation area.	4,500,000
52	Rancho Pinole	Establish new park	\$3.2 million to preserve open space in West Contra Costa County and establish a new park. Acquire land and provide access for all users in cooperation with Muir Heritage land trust to connect the Ridge Trail to Crockett Hills, Franklin Ridge and West County communities.	3,150,000
53	Redwood	Expand park, protect habitat, construct public use facilities	\$5.2 million to acquire and restore Redwood Creek to protect rare native trout habitat. Cooperate with the City of Oakland to support youth camping and interpretive facilities to showcase the historic and natural features of the East Bay's only native redwoods. Enhance Serpentine prairie for rare plants, improve Whipsnake habitat and rare Manzanita groves.	5,200,000
54	Ridge Trail	Complete Bay Ridge Trail, Carquinez Strait to Mission Peak	\$12.7 million to acquire and construct trail corridor segments to close gaps in the existing 25 mile long East Bay Ridge Trail alignment. Providing a continuous trail connection through 16 regional parks from Martinez to Fremont.	12,690,000
55	Roberts	Renovate swimming Pool	\$1.4 million to update existing pool and facilities to accommodate regional swimming meets and events.	1,350,000
56	Round Valley	Acquire openspace, improve access	\$7.2 million to expand park to protect this unique pristine valley. Acquire lands in cooperation with the East Contra Costa County Habitat Conservation Plan. Expand trail access for all users, staging, picnic and camping opportunities. Connect trail corridors to adjacent State Parks and to Morgan Territory, Regional Preserve. Improve grasslands for Kit Fox and Golden Eagle habitat.	7,200,000
57	San Pablo Bay	Preserve shoreline and provide bay trail access	\$855,000 to acquire and restore the scenic San Pablo Bay shoreline to provide access and wildlife viewing to bayside natural resources. Provide Bay Trail amenities to enhance public use of the bay shoreline.	855,000

MEASURE WW BOND PROJECT LIST

	Location	Project	Description	Proposed Final Allocations
58	Sibley/Huckleberry	Expand park and construct visitor amenities	\$5.9 million to acquire additional open space south of Sibley Regional Preserve between Oakland, Orinda and Moraga. Expand trails including connection to Lake Temescal construct new trailhead and develop new camping opportunities. Restore ponds and riparian habitat.	5,900,000
59	Sunol	Renovate Visitor Center and Expand Park	\$5 million to expand wilderness area to protect Alameda Creek watershed, preserve wildlife habitat, remove barriers to Steelhead migration and to renovate and/or replace the aging visitor center, picnic and campground facilities.	4,950,000
60	Sycamore Valley Openspace	Acquisition and Trail Connections	\$925,000 to acquire lands to complete open space boundaries and trail connections to Mt. Diablo. Enhance Red Legged Frog habitat.	925,000
61	Tassajara Creek Trail	Develop Trail Connections	\$875,000 to acquire and develop regional trail connecting Tassajara Creek in Dublin to Mt. Diablo. Cooperate with the Cities of Dublin, San Ramon and Contra Costa County to complete this trail.	900,000
62	Tilden Park	Remodel Visitor Centers	\$2 million to renovate and/or expand Tilden Park's visitor facilities at the Botanic Garden and Environmental Education Center for public interpretive programs, lectures and research.	2,040,000
63	Urban Creeks	Acquire and restore creeks in urban core	\$8 million to work with cities and community organizations to restore urban creeks and acquire creek easements, such as BART to Bay and other urban creek projects.	8,040,000
64	Vargas Plateau	Expand park and develop public access	\$7.6 million to expand park, develop access and construct parking, picnic areas, trails for hikers, bicycles and equestrian, and camp sites at this new park. Preserve Alameda Creek watershed, extend the Ridge Trail and protect hillside vistas and open space east of Fremont and south of Niles Canyon. Restore wetlands and enhance grasslands.	7,649,000
65	Vasco Caves	Improve safe access to site	\$ 4.7 million to expand the preserve to protect unique natural and cultural resources in partnership with the East Contra Costa County Habitat Conservation Plan. Improve habitat for Kit Fox, Golden Eagles and enhance wetlands. Provide suitable public access parking and visitor facilities.	4,725,000
66	Wildcat Canyon	Acquire parkland	\$900,000 to expand park boundaries along the San Pablo Ridge, improve access to park for all users.	900,000
67	Wildcat Creek Trail	Richmond Parkway	\$900,000 to work with the City of Richmond and Contra Costa County to safely re-open the Wildcat Creek Trail crossing under the Richmond Parkway to connect north Richmond communities to the bay shoreline.	900,000

Total	348,750,000
7% reserve	26,250,000
Total, District Project List	375,000,000
Local Grant Program Amount	125,000,000
Total Amount of Bond	500,000,000

2010-2014 CAPITAL PROJECTS

INACTIVE PROJECTS

Project	Location	Project Description	Total Budget	Total Expenses	Budget Balance
142900	Alvarado Wetlands	Trail Connector to Highway 92	0	0	0
541201	Anthony Chabot	Fuel Break Management	8,539	8,539	0
541202	Anthony Chabot	Fuel Break Management	28,459	37,435	-8,976
541203	Anthony Chabot	Fuel Break Management	52,747	52,747	0
541204	Anthony Chabot	Fuel Break Management	0	0	0
129600	Ardenwood Center	Renovate Brown House/Ardenwood	5,322	5,322	0
129700	Ardenwood Center	Restroom Improvements/Ardenwood	531,725	531,724	1
134300	Ardenwood Center	Concession Bldg./ Ardenwood	511,322	408,446	102,876
144300	Black Diamond	FEMA-Somersville Road Repair	161,350	144,180	17,170
144700	Black Diamond	Restore Wetland	84,660	84,660	0
508800	Black Diamond	Wetland Maintenance	0	0	0
544700	Black Diamond	Repair Ford-Lower Oil Canyn Tr	17,239	13,873	3,366
545100	Black Diamond	Culvert Lower Oil Canyon	6,343	4,279	2,064
546400	Black Diamond	Hazel Atlas Cribwall Repair	127,080	128,469	-1,389
546700	Black Diamond	Stewartville Trail Culvert Rep	9,359	4,312	5,047
547307	Black Diamond	Debris Removal Projects	748	748	0
101700	Briones	Overnight Camping Facility	50,000	952	49,048
545200	Briones	Mariposa Trail Repair	5,283	1,257	4,026
546000	Briones	Blue Oak Trail Slope Repair	20,364	17,182	3,182
547100	Briones	Blue Oak & Stage Coach Culvert	19,840	4,177	15,663
548000	Briones	Trail Repr-Briones to MtDiablo	26,495	15,341	11,154
104001	Camp Arroyo Recreation Area	Arroyo Del Valle Youth Camp	2,606,700	2,606,106	594
120100	Camp Arroyo Recreation Area	Camp Arroyo	187,460	187,459	1
120102	Camp Arroyo Recreation Area	Camp Arroyo	73,681	73,681	0
547300	Carquinez Strait	Debris Removal Projects	3,823	1,285	2,538
547301	Carquinez Strait	Debris Removal Projects	2,599	2,599	0
128500	Castle Rock	Concession Repair/Castle Rock	221,118	221,118	0
129900	Castle Rock	Renovate Restrooms/Castle Rock	118,851	118,851	0
136200	Castle Rock	Pool Renovation to ADA Standrd	54,603	54,603	0
534400	Contra Loma	Arena Demolition Contra Loma	19,875	19,875	0
547303	Coyote Hills/Linear Park	Debris Removal Projects	1,700	600	1,100
545600	Crockett Hills	Parking Lot Repair	17,077	13,317	3,760
124900	Crown Beach	Repair Pavement/Crown Beach	654,182	654,182	0
125100	Crown Beach	Rehab.Irrigation Sys./Crown Be	716,445	716,251	194
125200	Crown Beach	Dredge Lagoon/Crown Beach	432,606	432,606	0
130300	Crown Beach	Crab Cove Lift Sta./Crown Beac	225,129	225,129	0
142600	Crown Beach	Water Line & Paving McKay St	700,000	123,811	576,189
547305	Crown Beach	Debris Removal Projects	25,872	22,574	3,298
120501	Del Valle	Water Plant Improvements	329,110	329,110	0
125401	Del Valle	Chemical Toilet Repl/Del Valle	271,422	271,422	0
136400	Del Valle	Sewer Lift Stations	893,831	883,130	10,701
146400	Del Valle	Reflection Garden	10,000	1,212	8,788
546100	Del Valle	Repair Sites #88 & #90	21,028	0	21,028
110600	District-Wide	Remodel Operations PeraltaOaks	0	0	0
141801	District-Wide	Air Handler Repl Peralta Oaks	210,000	209,930	70
150400	District-Wide	Remodel Office Space	0	0	0
171800	District-Wide	Improve Svc Yd Storage Area	0	0	0
172800	District-Wide	Self Contain Breathing Apperat.	0	0	0
173100	District-Wide	Oil Spill Response Trailers	50,000	50,648	-648
503700	District-Wide	District-Wide/Svc Yd Improvmtnt	0	0	0
504400	District-Wide	Self Contained Breathing Appar	23,342	23,342	0
133000	Dry Creek/Pioneer	Meyers/ Dry Creek Pioneer	111,191	111,192	-1
203201	Dublin Hills	Machado / Dublin Hills	17,723	17,152	571
140500	Eastshore	Tom Bates SportField	0	0	0
145100	Garin	Replace Fencing at Gelderman	0	0	0
231800	Garin	Walpert Ridge	44,698	35,731	8,967

2010-2014 CAPITAL PROJECTS

INACTIVE PROJECTS

Project	Location	Project Description	Total Budget	Total Expenses	Budget Balance
117201	Hayward Shoreline	Hayward Shrln-Eden Landing	35,400	29,991	5,409
122600	Hayward Shoreline	Baumberg Tract Bay Trail	1,087,151	1,078,104	9,047
143000	Hayward Shoreline/Coyote Hills	Trail Segment Eden Landing	102,438	59	102,379
126000	Iron Horse Regional Trail	Trail Rehab./Iron Horse Trail	509,665	509,665	0
130700	Iron Horse Regional Trail	Bike Trail at Delta DeAnza	746,944	735,514	11,430
538900	Iron Horse Regional Trail	Pass-Thru Pleasanton IronHorse	550,000	550,000	0
130800	Kennedy Grove	Replace Sewer Pipe/Kennedy Gr.	28,905	28,904	1
545800	Kennedy Grove	Black Oak Loop Slope Repair	30,848	7,135	23,713
546800	Kennedy Grove	Sea Foam Trail Repair	7,910	971	6,939
144400	Las Trampas	Exposed Culvert Repair,Madrone	35,588	19,591	15,997
544500	Las Trampas	Repair Culvert Bent at 45 Madr	40,398	15,405	24,993
545900	Las Trampas	Thomas Ranch Trail Repair	32,398	3,252	29,146
546200	Las Trampas	Cribwall Steelhead Picnic Area	32,074	1,484	30,590
547306	Las Trampas	Debris Removal Projects	2,429	2,429	0
534800	Martin Luther King Jr	Repair Damage on Overlook	119,650	69,135	50,515
122800	Martinez Shoreline	Wood Bridge Rehab/Martinez Sho	16,389	16,389	0
131100	Martinez Shoreline	Rebuild Park.Lot&Path/Martinez	99,002	99,002	0
143100	Martinez Shoreline	Restroom at Grangers Warf	284,780	218,390	66,390
546300	Martinez Shoreline	Ozol Park Office Repair	1,584	0	1,584
136700	Miller-Knox	Replace Lift Station	154,218	154,218	0
547302	Miller-Knox	Debris Removal Projects	6,924	6,924	0
110001	Morgan Territory	Relocate Residence/Improvement	143,351	143,351	0
544800	Morgan Territory	Black Culvert Repair	15,897	949	14,948
545000	Morgan Territory	Finley Road Culvert Repair	39,411	2,755	36,656
547308	Morgan Territory	Debris Removal Projects	1,984	0	1,984
547900	Morgan Territory	Reinstall White Culvert-FEMA	4,748	2,583	2,165
138700	Oyster Bay	Oyster Bay Trail Bridge/Bay Tr	0	0	0
545400	Pleasanton Ridge	Cook Canyon Road Repair	45,512	12,431	33,081
110800	Point Isabel	Rehab Irrigation & Turf	696,425	696,425	0
123200	Redwood	Piedmont Stables Repairs	0	0	0
123201	Redwood	Piedmont Stables Repairs	0	0	0
123202	Redwood	Piedmont Stables Repairs	0	0	0
123203	Redwood	Piedmont Stables Repairs	67,583	67,583	0
123500	Redwood	Staging Pavement/Redwood Skyli	54,062	54,062	0
123600	Redwood	Replace damaged huts/Redwood	205,500	203,475	2,025
131600	Redwood	Chem.Toilet Replacemnt/Redwood	68,943	68,942	1
131700	Redwood	Pave Main Parking Area/Redwood	134,443	134,443	0
541502	Redwood	Fuel Mgmt Redwood/Leona	87,000	84,407	2,593
541503	Redwood	Fuel Mgmt Redwood/Leona	13,686	17,102	-3,416
541504	Redwood	Fuel Mgmt Redwood/Leona	178,775	147,700	31,075
544600	Redwood	Phillips Loop Trail Repair	21,811	24,773	-2,962
546600	Redwood	Wilton Drive Slope Repair	124,517	119,431	5,086
547200	Redwood	Repair Sta #2 & Trl End Restrm	13,101	9,137	3,964
547309	Redwood	Debris Removal Projects	9,750	9,750	0
547600	Redwood	Schoolhouse Headwall Repair	9,102	9,102	0
122502	Roberts	Barrier-Free Play Area-Roberts	132,703	132,702	1
122503	Roberts	Barrier-Free Play Area-Roberts	38,692	38,692	0
145200	Roberts	Security Camera & Installation	25,459	25,459	0
144500	Shadow Cliffs	Paving ADA Access	170,000	169,999	1
515941	Sibley/Clarmnt Canyon/Hucklbry	Fire Hazard Mgmt	100,000	100,000	0
540703	Sibley/Clarmnt Canyon/Hucklbry	Hazardous Fuel City of Oakland	159,000	159,000	0
547304	Sibley/Clarmnt Canyon/Hucklbry	Debris Removal Projects	5,037	5,037	0
132000	Sunol Center	Restroom Improvements/Sunol	195,912	195,912	0
540000	Sunol/Ohlone Wilderness	Alameda Birds of Prey	16,973	16,973	0
137500	Temescal	Entrance Lighting	0	0	0
545300	Temescal	Oak Bay Trail Mud Slide Repair	14,401	4,101	10,300

2010-2014 CAPITAL PROJECTS

INACTIVE PROJECTS

Project	Location	Project Description	Total Budget	Total Expenses	Budget Balance
118401	Tilden	Tilden/Fire Dept Modular Bldg	24,500	24,454	46
127600	Tilden	Paving Improvements/Tilden	145,220	145,220	0
132400	Tilden	Canon Dr. Water Line/ Tilden	86,377	86,376	1
541701	Tilden	Fuel Mgmt Tilden/Wildcat	13,902	39,303	-25,401
541702	Tilden	Fuel Mgmt Tilden/Wildcat	223,000	218,160	4,840
541703	Tilden	Fuel Mgmt Tilden/Wildcat	34,000	30,942	3,058
539100	Vargas Plateau	Vargas Plateau LUP	111,168	109,331	1,837
142000	Vasco Caves	Staging Area	0	0	0
144600	Vasco Caves	Create Wetland	0	0	0
508700	Vasco Caves	HCP Pond Maintenance	0	0	0
543700	Vasco Caves	Raptor v. Wind Turbine Study	469,521	467,787	1,734
545500	Wildcat Canyon/Alvarado Park	Old Nimitz Way Repair	31,488	1,579	29,909
546900	Wildcat Canyon/Alvarado Park	Multiple Gullies Rifle Rnge Rd	20,000	15,665	4,335
113901	Wildcat Creek Trail	Trail Bridge and RR Overpass	49,970	49,970	0
Total \$			17,638,560	16,262,184	1,376,376

SECTION D
DIVISION SUMMARIES
AND OBJECTIVES

Page Intentionally Left Blank

LEGISLATIVE & EXECUTIVE DIVISION

The budget for the Legislative & Executive Division is comprised of the Board of Directors, Park Advisory Committee support and the General Manager's Office.

	2007 ACTUAL	2008 ACTUAL	2009 BUDGET	2010 BUDGET	Change
OPERATING BUDGET:					
Personnel Services	\$ 1,335,606	\$ 1,409,023	\$ 1,567,046	\$ 1,547,519	-1.2%
Supplies	9,087	8,451	24,985	21,985	-12.0%
Contingency	-	-	360,016	344,355	-4.4%
Services	485,128	456,152	639,555	490,984	-23.2%
Election Costs	-	1,599,253	262,500	1,549,000	490.1%
Intra-District Charges	-	-	-	52,200	0.0%
Total	\$ 1,829,821	\$ 3,472,879	\$ 2,854,102	\$ 4,006,043	40.4%
CAPITAL BUDGET:					
Total	\$ -	\$ -	\$ -	\$ -	0.0%
Subtotal Operating/Capital	\$ 1,829,821	\$ 3,472,879	\$ 2,854,102	\$ 4,006,043	40.4%
DEPARTMENTS:					
Board of Directors	\$ 242,029	\$ 1,851,834	\$ 709,678	\$ 2,008,670	183.0%
General Manager	1,587,792	1,621,045	2,144,424	1,997,373	-6.9%
Total	\$ 1,829,821	\$ 3,472,879	\$ 2,854,102	\$ 4,006,043	40.4%
FUNDING SOURCES:					
101 General Fund	\$ 1,829,821	\$ 3,472,879	\$ 2,854,102	\$ 4,006,043	40.4%
Total	\$ 1,829,821	\$ 3,472,879	\$ 2,854,102	\$ 4,006,043	40.4%
STAFFING:					
Regular/Permanent	8.00	8.00	8.00	8.00	0.00
Seasonal/Temporary	0.00	0.00	0.00	0.00	0.00
Total	8.00	8.00	8.00	8.00	0.00

Notes:

The 2010 budget contingency of \$344,355 is a funding source used during the year by the Board of Directors and General Manager to fund expenditures not anticipated during the budget formation process. When funds are required, the applicable amount is transferred to the budget location for expenditure. Actual expenditures are recorded in the budget location that receives the contingency funding.

ROLE

The seven-member Board of Directors, the legislative body of the District, determines District policy and adopts the District Budget. Board members, who are elected by ward to overlapping four-year terms, are responsible for promoting and protecting the public interest, as it is served by District parks and programs. The Board plays a major role in ensuring that the District develops and maintains positive and productive working relationships with federal, state, regional, county, city, and special district agencies, in addition to a multitude of special interest groups, citizens' organizations, community representatives, and private citizens. As described in the Board Operating Guidelines, the Board of Directors, as the appointing authority, conducts annual performance appraisals of the General Manager, Clerk of the Board, and Chief Financial Officer.

BUDGET SUMMARY

	2007 ACTUAL	2008 ACTUAL	2009 BUDGET	2010 BUDGET	Change
OPERATING BUDGET:					
Personnel Services	\$ 140,882	\$ 136,834	\$ 216,755	\$ 249,847	15.3%
Supplies	1,280	3,731	11,155	8,155	-26.9%
Services	99,867	112,016	132,092	114,492	-13.3%
Election Costs	-	1,599,253	262,500	1,549,000	490.1%
Total	\$ 242,029	\$ 1,851,834	\$ 709,678	\$ 2,008,670	183.0%
CAPITAL BUDGET:					
Personnel Services	\$ -	\$ -	\$ -	\$ -	0.0%
Total	\$ -	\$ -	\$ -	\$ -	0.0%
Subtotal Operating/Capital	\$ 242,029	\$ 1,851,834	\$ 709,678	\$ 2,008,670	183.0%
DEPARTMENTS:					
Board of Directors	\$ 242,029	\$ 1,851,834	\$ 709,678	\$ 2,008,670	183.0%
Total	\$ 242,029	\$ 1,851,834	\$ 709,678	\$ 2,008,670	183.0%
FUNDING SOURCES:					
101 General Fund	\$ 242,029	\$ 1,851,834	\$ 709,678	\$ 2,008,670	183.0%
Total	\$ 242,029	\$ 1,851,834	\$ 709,678	\$ 2,008,670	183.0%
STAFFING:					
Regular/Permanent	0.00	0.00	0.00	0.00	0.00
Seasonal/Temporary	0.00	0.00	0.00	0.00	0.00
Total	0.00	0.00	0.00	0.00	0.00

ONGOING OBJECTIVES

1. Support the long-term preservation of open space resources through acquisition of additional land by the District and advocacy of other public and private organizations.
2. Identify citizens' needs, analyze changing constituencies, and provide policy direction for delivering District services to meet those needs, with a special emphasis on youth, seniors, minorities, low income populations and those who are challenged.

3. Participate in governmental and community forums to provide leadership and represent District goals and objectives. Communicate with the public, other agencies, and local interest groups to assist with the planning and construction of District projects.
4. Attend Park Advisory Committee and Regional Parks Foundation meetings to coordinate efforts and strengthen community ties.
5. Work cooperatively and effectively as a Board to represent District interests with constituents and elected representatives.
6. As articulated in the Master Plan, set policy to protect habitat, natural and cultural resources, enhance the natural and urban environment, and ensure that an equitable and diversified system of programs, trails, and regional parks is available to meet a variety of community needs.
7. Position the District so that it can respond strategically to long-term planning needs and possible changes in its revenue base. Set financial policy to guide and support the District's financial operations and the District's work force.
8. Develop an agenda for, and participate in, Board Workshops (finance, land acquisition, capital projects, and regional trails and maintenance).
9. Through committee review, assess planning, operating, legislative and fiscal policies to insure that service delivery is consistent with these policies.
10. Continue to monitor casino development and project proposals as they affect the District.
11. Promote open communication with the public and within the District in collaboration with the General Manager.
12. Continue to oversee the development and any changes in the staff who are directly appointed by the Board.

2010 OBJECTIVES

1. Continue to seek alternative sources of funding for environmental maintenance and park operations given current Budget reductions.
2. Continue to assess all methods of funding opportunities for future land acquisitions. Oversee the General Manager's efforts to implement the Measure WW program through committee and Board oversight, taking actions required to implement the Local Grant and the Regional Park Project Programs.
3. Guide the review, update, and continued implementation of the District's budget objectives in support of the District's Master Plan and Board workshops.

4. Guide the District's participation in the military base transition process at Point Molate, Point Alameda, the Oakland Army Base, Oak Knoll and the Concord Naval Weapons Station.
5. Support the development of District volunteer programs and activities.
6. Continue to establish upgraded camping facilities District-wide.
7. Explore and support the establishment of short-distance connecting loop trails.
8. Support the planning and celebration for the extension of the District's 75th anniversary.
9. Review Wildfire Hazard Reduction and Resource Management Plan and EIR.
10. Support the 2010 update of the District's Master Plan.

ROLE

The General Manager’s office provides executive services to the agency. Its mission is to support and implement the District’s adopted Mission and Vision Statements. This is accomplished by providing executive leadership in support of the Board of Directors and to the agency. Specific services include all policy recommendations to the Board, implementation of policies, overall direction, leadership and evaluation to the District’s divisions. In order to provide executive services, the General Manager’s office establishes and maintains sound relations with federal, state, and local representatives and with community and special interest groups. In addition, services include overseeing legislative, financial, legal, and labor relations and providing administrative support for the Park Advisory Committee.

BUDGET SUMMARY

	2007 ACTUAL	2008 ACTUAL	2009 BUDGET	2010 BUDGET	Change
OPERATING BUDGET:					
Personnel Services	\$ 1,194,724	\$ 1,272,189	\$ 1,350,291	\$ 1,297,672	-3.9%
Supplies	7,807	4,720	13,830	13,830	0.0%
Services	385,261	344,136	507,463	376,492	-25.8%
Intra-District Charges	-	-	-	52,200	0.0%
Total	\$ 1,587,792	\$ 1,621,045	\$ 2,144,424	\$ 1,997,373	-6.9%
CAPITAL BUDGET:					
Personnel Services	\$ -	\$ -	\$ -	\$ -	0.0%
Total	\$ -	\$ -	\$ -	\$ -	0.0%
Subtotal Operating/Capital	\$ 1,587,792	\$ 1,621,045	\$ 2,144,424	\$ 1,997,373	-6.9%
DEPARTMENTS:					
General Manager	\$ 1,587,792	\$ 1,621,045	\$ 2,144,424	\$ 1,997,373	-6.9%
Total	\$ 1,587,792	\$ 1,621,045	\$ 2,144,424	\$ 1,997,373	-6.9%
FUNDING SOURCES:					
101 General Fund	\$ 1,587,792	\$ 1,621,045	\$ 2,144,424	\$ 1,997,373	-6.9%
Total	\$ 1,587,792	\$ 1,621,045	\$ 2,144,424	\$ 1,997,373	-6.9%
STAFFING:					
Regular/Permanent	8.00	8.00	8.00	8.00	0.00
Seasonal/Temporary	0.00	0.00	0.00	0.00	0.00
Total	8.00	8.00	8.00	8.00	0.00

ONGOING OBJECTIVES

1. Meet regularly with individual members of the Board of Directors to identify and track issues that relate to District policy and direction.
2. Participate in key Board committee meetings. Review and coordinate all Board committee agendas. Delegate staff support for all Board, public and interagency committees associated with the District.

3. Improve financial planning and increase revenue potential for environmental maintenance, the Resource Enhancement Program, Zones of Benefit in the Two-County Assessment District, grants and a possible Community Facility Act use for new projects.
4. Direct the management of the Budget Work Plan in support of the Master Plan, including strategic best practice management, long-term budget planning and services, staffing and support services.
5. Monitor and direct staff in all District financial, acquisition, planning, legal and labor negotiation issues and in other policy areas.
6. Provide leadership and direction to ensure effective organizational development and staff transition planning so that the District can face challenges and achieve objectives.
7. Coordinate staff management of the expanded District capital, bond, note, and grant fund programs, to insure that these programs meet District goals of reducing operating costs and enhancing self-supporting or revenue-producing public facilities.
8. Provide leadership in the legislative process to secure stable funding for the District.
9. Advocate the preservation of public access and recreation at all District-operated water recreation facilities.
10. Meet regularly with the assistant general managers and other staff members to promote open communication and to ensure and monitor overall coordination of Board and administrative policy implementation.

2010 OBJECTIVES

1. Oversee the strategy, and provide staff direction, for outreach and coordination in preparation for the Master Plan update.
2. Continue to implement the Regional Park Bond Measure WW provisions for local grants and regional capital projects.
3. Continue to oversee Measure AA spend-down and implementation of final acquisition and development priorities for the remaining 2006 Bond proceeds.
4. Continue to support the preparation by Public Affairs and other divisions of the extended 75th anniversary celebration in 2010.
5. Provide direction for the District's participation in the Concord Naval Weapons Station Base re-use process.
6. Guide the development of and preparation for the 2010 Board workshops. These will include workshops on land acquisition, capital finance, and capital/trails maintenance programs.

7. Work with the Board on executive management transitions.
8. Coordinate expanded District initiatives to improve water quality, vegetation management, control of invasive species, resource enhancement projects and other resource conservation, preservation and restoration work.
9. Promote efforts to improve energy and fuel efficiency, and greening strategies in all aspects of the District's operations.
10. In alignment with the District's environmental ethic, the General Manager's office will work to measurably reduce the usage of paper and other materials.

Page Intentionally Left Blank

HUMAN RESOURCES DIVISION

	2007 ACTUAL	2008 ACTUAL	2009 BUDGET	2010 BUDGET*	Change
OPERATING BUDGET:					
Personnel Services	\$ 1,495,523	\$ 1,526,620	\$ 1,669,678	\$ 4,466,476	167.5%
Supplies	14,909	10,704	16,971	16,971	0.0%
Services	373,921	464,763	554,166	408,126	-26.4%
Intra-District Charges	-	-	-	58,900	0.0%
Total	\$ 1,884,352	\$ 2,002,087	\$ 2,240,815	\$ 4,950,473	120.9%
CAPITAL BUDGET:					
Services	\$ 3,551	\$ 1,121	\$ -	\$ -	0.0%
Total	\$ 3,551	\$ 1,121	\$ -	\$ -	0.0%
Subtotal Operating/Capital	\$ 1,887,903	\$ 2,003,209	\$ 2,240,815	\$ 4,950,473	120.9%
DEPARTMENTS:					
Human Resources	\$ 1,887,903	\$ 2,003,209	\$ 2,240,815	\$ 4,950,473	120.9%
Total	\$ 1,887,903	\$ 2,003,209	\$ 2,240,815	\$ 4,950,473	120.9%
FUNDING SOURCES:					
101 General Fund	\$ 1,771,702	\$ 1,979,271	\$ 2,240,815	\$ 2,106,273	-6.0%
336 OTA Projects	3,551	1,121	-	-	0.0%
556 Employee Benefits	112,650	22,816	-	2,844,200	0.0%
Total	\$ 1,887,903	\$ 2,003,209	\$ 2,240,815	\$ 4,950,473	120.9%
STAFFING:					
Regular/Permanent	9.75	10.00	10.00	10.00	0.00
Seasonal/Temporary	2.00	2.00	3.80	3.80	0.00
Total	11.75	12.00	13.80	13.80	0.00

* New internal service fund (Employee Benefits) included in 2010 HR budget

HUMAN RESOURCES DIVISION

ROLE

The Human Resources Division recruits and selects all regular, seasonal, and temporary employees. The Division serves employees in the areas of labor relations, negotiations and administration, job training and career development, workforce diversity, performance evaluations, classification and compensation review. The Division oversees and administers employee benefits, and maintains the central archive for employee records and position control.

ONGOING OBJECTIVES

1. Provide Human Resources services that are timely, responsive to the District's work demands, and conducive to good employee relations and high quality public service.
2. Recruit, develop exams for, and fill regular, temporary, and seasonal vacancies, as needed, in a manner that meets the needs of the various divisions.
3. Make efforts to ensure that employees reflect the diversity of the communities the District serves. Staff and support the Board's Workforce Diversity Committee.
4. Assist supervisors and managers in articulating performance requirements and in evaluating and counseling employees.
5. Ensure that all District Human Resources activities comply with legal and professional requirements.
6. Review and update job descriptions to ensure that they are complete, and examine compensation issues.
7. Administer benefit programs and evaluate District benefits with emphasis on maintaining quality benefits and minimizing benefit costs.
8. Administer the District's training program. Provide group and individual training opportunities for employees.
9. Work with the General Manager to increase direct and open communication between the General Manager and District staff about projects, strategy and future directions.
10. Process all personnel documents to ensure accurate and timely record keeping.
11. Continuously improve Human Resources processes and services for both internal and external customers, including:

HUMAN RESOURCES DIVISION

- Meeting with the management and confidential groups to develop or implement policies, as necessary;
- Providing employees resources from the Human Resources Library;
- Meet and confer monthly with both bargaining units to discuss issues of mutual concern;
- Administer terms and conditions of Memoranda of Understanding for AFSCME and the Police Association; and
- Conducting on-going examination of District classifications and compensation.

2010 OBJECTIVES

1. Prepare for 2011 negotiations with AFSCME, Local 2428 bargaining unit.
2. Prepare for 2011 negotiations with Police Association bargaining unit.
3. Make changes to respective Memorandum of Understanding as needed.
4. Continue to complete job recruitments.
5. Provide eight brown bag lunch seminars on topics of use to District personnel.
6. Continue to develop and implement training programs designed to insure smooth and efficient transition of workforce.
7. Continue to provide assistance to District staff in areas of labor relations.
8. Continue to examine the District's hiring statistics to develop and implement strategies for sustaining and improving workforce diversity.
9. Continue to complete classification and compensation review.

PERFORMANCE MEASURES

1. Provide monthly training opportunities to staff. Staff projects providing twelve training sessions in 2010.
2. Address staffing needs through recruitment. Staff projects filling approximately 30 full time regular positions in 2010.

Page Intentionally Left Blank

LAND DIVISION

	2007 ACTUAL	2008 ACTUAL	2009 BUDGET	BUDGET*	Change
OPERATING BUDGET:					
Personnel Services	\$ 2,140,677	\$ 2,322,753	\$ 2,496,778	\$ 2,456,561	-1.6%
Supplies	36,916	18,245	38,714	34,457	-11.0%
Services	81,790	124,868	209,494	280,850	34.1%
Intra-District Charges	-	-	-	135,500	0.0%
Total	\$ 2,259,382	\$ 2,465,866	\$ 2,744,986	\$ 2,907,368	5.9%
CAPITAL BUDGET:					
Personnel Services	\$ 306,327	\$ 278,083	\$ 307,148	\$ 416,696	35.7%
Services	43	187,805	150,000	-	-100.0%
Land, Construction	5,255,484	3,721,736	4,660,000	35,206,081	655.5%
Total	\$ 5,561,854	\$ 4,187,623	\$ 5,117,148	\$ 35,622,777	596.1%
Subtotal Operating/Capital	\$ 7,821,235	\$ 6,653,490	\$ 7,862,134	\$ 38,530,145	390.1%
DEPARTMENTS:					
Administration	\$ 450,621	\$ 494,269	\$ 567,101	\$ 731,626	29.0%
Environmental Review	424,710	628,958	698,671	866,294	24.0%
Interagency Planning	459,832	467,667	500,222	509,822	1.9%
Land Acquisition	6,001,757	4,417,773	5,570,822	35,930,144	545.0%
Trail Development	484,317	644,824	525,318	492,259	-6.3%
Total	\$ 7,821,235	\$ 6,653,490	\$ 7,862,134	\$ 38,530,145	390.1%
FUNDING SOURCES:					
101 General Fund	\$ 2,135,935	\$ 2,284,437	\$ 2,458,041	\$ 2,641,981	7.5%
220 Two County LLD	97,138	106,106	151,531	90,175	-40.5%
224 Walpert Ridge Zone	-	-	-	1,254	0.0%
253 Gifts/Dickson	24,401	19,796	36,491	36,491	0.0%
257 Mitigation	1,407	54,724	80,150	118,694	48.1%
258 Eastshore State Park	500	803	18,773	18,773	0.0%
333 Capital	5,559,910	3,994,591	4,958,800	35,602,718	618.0%
336 OTA Projects	1,944	193,032	158,348	20,059	-87.3%
Total	\$ 7,821,235	\$ 6,653,490	\$ 7,862,134	\$ 38,530,145	390.1%
STAFFING:					
Regular/Permanent	18.28	18.50	18.50	18.50	0.00
Seasonal/Temporary	0.00	0.00	0.00	0.00	0.00
Total	18.28	18.50	18.50	18.50	0.00

*Measure WW land acquisition included in 2010 Land budget.

ROLE

The Interagency Planning and Land Acquisition Division, comprised of the Interagency Planning, Land Acquisition, Trails Development, and Environmental Review/GIS Departments, pursues the acquisition and preservation of significant biologic, geologic, scenic, and historic resources within Alameda and Contra Costa Counties. The Division is responsible for the planning and implementation of acquisition strategies to complete the Park District Master Plan goals, which are consistent with board policies and priorities for outdoor recreation, regional trails and land conservation within Alameda and Contra Costa Counties. With direction from the Board of Directors, the Division develops and implements parkland and trail acquisition strategies, including partnering with public agencies, nonprofit organizations, volunteers, and the private sector to achieve mutual goals, providing leadership to help guide land use decisions of East Bay governments that relate to the District, and seeking outside funding opportunities whenever possible.

BUDGET SUMMARY

	2007 ACTUAL	2008 ACTUAL	2009 BUDGET	2010 BUDGET	Change
OPERATING BUDGET:					
Personnel Services	\$ 330,133	\$ 349,011	\$ 360,923	\$ 358,004	-0.8%
Supplies	6,092	3,598	7,787	4,028	-48.3%
Services	47,697	70,292	117,371	154,183	31.4%
Intra-District Charges	-	-	-	135,500	0.0%
Total	\$ 383,922	\$ 422,901	\$ 486,081	\$ 651,715	34.1%
CAPITAL BUDGET:					
Personnel Services	\$ 66,642	\$ 71,252	\$ 81,020	\$ 79,911	-1.4%
Land, Construction	57	116	-	-	0.0%
Total	\$ 66,698	\$ 71,368	\$ 81,020	\$ 79,911	-1.4%
Subtotal Operating/Capital	\$ 450,621	\$ 494,269	\$ 567,101	\$ 731,626	29.0%
DEPARTMENTS:					
Administration	\$ 450,621	\$ 494,269	\$ 567,101	\$ 731,626	29.0%
Total	\$ 450,621	\$ 494,269	\$ 567,101	\$ 731,626	29.0%
FUNDING SOURCES:					
101 General Fund	\$ 383,422	\$ 418,505	\$ 467,308	\$ 632,942	35.4%
220 Two County LLD	-	3,592	-	-	0.0%
258 Eastshore State Park	500	803	18,773	18,773	0.0%
333 Capital	66,435	71,090	81,020	79,911	-1.4%
336 OTA Projects	263	278	-	-	0.0%
Total	\$ 450,621	\$ 494,269	\$ 567,101	\$ 731,626	29.0%
STAFFING:					
Regular/Permanent	2.50	2.50	2.50	2.50	0.00
Seasonal/Temporary	0.00	0.00	0.00	0.00	0.00
Total	2.50	2.50	2.50	2.50	0.00

ONGOING OBJECTIVES

1. Coordinate advocacy and implementation to pursue 2007 Master Plan Update goals and the day-to-day priorities of the District.
2. Pursue long-range and current federal, state, and local funding opportunities, and partnerships with the aim of acquiring land for regional trails, parks, open space, and resource protection.
3. Actively participate in local, regional, state and federal legislative programs to further the District's goals and priorities.
4. Staff participation commitments with the following committees, task forces, and districts:

Alameda Ag Water Task Force	Contra Costa County Liaison Committee
Alameda County Liaison Committee	Contra Costa County Transportation Measure J
Alameda County Open Space Funding Committee	East Bay Area Trails Council
Alameda County Water District Liaison Committee	East Bay Municipal Utilities District
Altamont Landfill Settlement Committee	East Contra Costa County Habitat Conservation
Bay Area Open Space Council	Environmental Roundtable
Carquinez Strait Coordinating Committee	Hercules/Pinole/EBRPD Joint Powers Agreement
Citizen's for Eastshore State Park	North Contra Costa County Liaison Committee
City of Dublin Liaison Committee	Point Molate Reuse Committee
City of Pleasanton Liaison Committee	Reauthorization Citizen's Task Force
Contra Costa County Ag Trust	San Francisco Water District

5. Complete priority acquisitions for land and trails as stated in the 2008 WW Bond Measure and work with public and private partners to obtain matching funds for these projects.
6. Address long-range strategic funding issues, inter-agency cooperation, land use planning and environmental conflict resolution.
7. Continue an acquisition program that supports the Board's plan for realizing new public access, recreational opportunities, parkland expansion, urban creek restoration and other resource protection.
8. Pursue Resource Enhancement Program partnerships, including operational endowments with regulatory and wildlife agencies such as the Contra Costa County Habitat Conservation Plan, the San Francisco Bay Joint Venture, and the Bay Area Open Space Council.

9. Coordinate with environmental organizations, such as the Environmental Roundtable, to share information, respond to resource management concerns, resolve use conflicts, and pursue areas of mutual agreement.

2010 OBJECTIVES

1. Develop and manage priorities for utilization of Measure WW acquisition funding and spend-down of remaining Measure AA acquisition funds.
2. Continue to support Design and Construction Measure AA project spend-down's real estate requirements.
3. Work with Finance-Administration to meet required Prop 40 spend-down and other grant deadlines.
4. Continue to manage and coordinate the Eastshore State Park projects with the California Department of Parks and Recreation and assist in the implementation of ESP restoration and public access priorities.
5. Facilitate acquisitions in the East Contra Costa Habitat Conservancy plan.
6. Continue discussions on the East Alameda County Conservation Plan and define the District's specific implementing role.
7. Provide staffing and management for the District's participation in the Concord Naval Weapons Station Base Re-Use process to facilitate the establishment of a new Central Contra Costa Regional Park.
8. Continue to acquire and complete sections of the Regional Trail System, in coordination with Design and Construction, with specific goals for public access along western shoreline urban areas and eastern Contra Costa.
9. Work with the General Manager's office to implement the Board-established District-wide priorities from Board of Directors' 2009 and 2010 workshops. Support the 2010 Board workshops.
10. Continue to manage and expand specific funding opportunities which support the District's 2010 goals through the Resource Enhancement Program, Zones of Benefit and cooperation with the District's Grants Department.
11. Keep the Board and General Manager informed on 2010 inter-agency development activities that may impact District parklands and master plan goals.

ROLE

The Environmental Programs Department monitors the environmental impact of land use policy changes and development activities by other agencies that may affect District interests. The Department also performs CEQA compliance and mapping for proposed acquisitions, manages implementation of the East Contra Costa County Habitat Conservation Plan and Resource Enhancement Program, and provides geographic information system (GIS) services to support the District's mission.

BUDGET SUMMARY

	2007 ACTUAL	2008 ACTUAL	2009 BUDGET	2010 BUDGET	Change
OPERATING BUDGET:					
Personnel Services	\$ 387,043	\$ 454,392	\$ 497,855	\$ 456,685	-8.3%
Supplies	7,035	2,551	7,386	7,551	2.2%
Services	4,140	40,742	55,997	93,366	66.7%
Total	\$ 398,218	\$ 497,686	\$ 561,238	\$ 557,602	-0.6%
CAPITAL BUDGET:					
Personnel Services	\$ 26,492	\$ 32,223	\$ 37,433	\$ 83,692	123.6%
Services	-	-	100,000	-	-100.0%
Land, Construction	-	99,049	-	225,000	0.0%
Total	\$ 26,492	\$ 131,272	\$ 137,433	\$ 308,692	124.6%
Subtotal Operating/Capital	\$ 424,710	\$ 628,958	\$ 698,671	\$ 866,294	24.0%
DEPARTMENTS:					
Environmental Review	\$ 424,710	\$ 628,958	\$ 698,671	\$ 866,294	24.0%
Total	\$ 424,710	\$ 628,958	\$ 698,671	\$ 866,294	24.0%
FUNDING SOURCES:					
101 General Fund	\$ 385,950	\$ 428,050	\$ 467,269	\$ 437,654	-6.3%
220 Two County LLD	10,861	14,912	13,819	-	-100.0%
224 Walpert Ridge Zone	-	-	-	1,254	0.0%
257 Mitigation*	1,407	54,724	80,150	118,694	48.1%
333 Capital	26,448	131,128	37,433	306,510	718.8%
336 OTA Projects	44	145	100,000	2,182	-97.8%
Total	\$ 424,710	\$ 628,958	\$ 698,671	\$ 866,294	24.0%
* transfer out not included					
STAFFING:					
Regular/Permanent	4.00	4.00	4.00	4.00	0.00
Seasonal/Temporary	0.00	0.00	0.00	0.00	0.00
Total	4.00	4.00	4.00	4.00	0.00

ONGOING OBJECTIVES

1. Coordinate and manage the review of environmental documents for projects that affect District interests, including management and acquisition of parklands and regional trails.

2. Prepare CEQA documentation and GIS mapping, perform natural resource assessments, and manage investigations of cultural resources and hazardous materials for acquisition projects.
3. Manage implementation of the District's Resource Enhancement Program and the East Contra Costa County Habitat Conservation Plan. Coordinate with other District departments, resource agencies, developers, and conservation organizations to develop necessary agreements for protection, acquisition, restoration and management of important habitat areas.
4. Manage GIS data sets, including District boundaries, acquisitions, assessor parcels, easements, license agreements, and regional trail corridors. Expand program capabilities and services by developing new GIS applications. Acquire new hardware, software and data, and attend conferences and training.
5. Provide graphics and GIS services, in a timely manner to the Board, District staff, and other agencies and organizations, including maps for land acquisitions, parkland boundaries and regional trails. Provide GIS services for specific projects, such as development activities, conservation easements and acquisitions.
6. Coordinate and participate in regional and multi-agency conservation, restoration, recovery and management planning projects and studies.
7. Support efforts to foster direct and open communications District-wide.

2010 OBJECTIVES

1. Manage District implementation of the East Contra Costa County Habitat Conservation Plan (HCP). Specific restoration projects for 2010 may include Black Diamond Mines and Byron Vernal Pools Preserves. Implementation also includes managing budgets to support staff costs, identification and assessment of properties for acquisition, development of management plans, agreements and endowments, planning, design and construction of habitat improvements, and implementation of long-term management and monitoring of properties.
2. Manage maintenance, monitoring and community stewardship of the Berkeley Meadow restoration projects at Eastshore State Park.

PERFORMANCE MEASURE: Conduct community stewardship events in the Berkeley Meadow at Eastshore State Park. This type of event supports the District's mission of "maintaining and restoring parklands", and of "interpreting parklands by focusing educational programs on the value of natural conditions".

3. Coordinate review of environmental documents and development proposals. This includes developments near Eastshore State Park, Point Pinole Regional Shoreline, and Black Diamond Mines/Morgan Territory Regional Preserves.
4. Represent the District in several regional planning efforts, including the Eastern Alameda County Conservation Strategy, East Contra Costa County Habitat Conservancy, Bay

Area Upland Goals, Bay Area Sub-tidal Goals and San Francisco Bay Joint Venture. Develop strategies to acquire and manage open space, to protect wildlife corridors, landscape linkages, and scenic corridors, and to provide for public access.

5. Provide \$50,000 in Resource Enhancement Program funds for on going maintenance and Community Stewardship programs at the Berkeley Meadow in Eastshore State Park.
6. Provide \$10,000 in Resource Enhancement Program funds for management and maintenance projects at Brushy Peak and Morgan Territory Regional Preserves.
7. Develop a restoration and public access feasibility study for Albany Beach at Eastshore State Park.

PERFORMANCE MEASURE: Initiate the Albany Beach Feasibility Study to support the District's mission of "improving access to parks" and "balancing environmental concerns with outdoor recreational opportunities".

8. Provide \$125,000 in Resource Enhancement Program funds and \$200,000 in Measure WW funds to begin development of a restoration and public access project on the Breuner property at the North Richmond Shoreline.

ROLE

The Interagency Planning Department monitors the planning and land use activities of the numerous other agencies that may affect the District, including cities, counties, special districts, and state agencies. The Department determines whether the District's Vision and Mission Statements may benefit from or be adversely affected by other agencies and advocates District interests accordingly. Interagency Planning seeks to achieve District objectives, resolve planning and land use conflicts, and implement the Master Plan through interagency coordination.

BUDGET SUMMARY

	2007 ACTUAL	2008 ACTUAL	2009 BUDGET	2010 BUDGET	Change
OPERATING BUDGET:					
Personnel Services	\$ 430,653	\$ 455,363	\$ 477,319	\$ 488,519	2.3%
Supplies	1,307	2,013	762	612	-19.7%
Services	25,333	5,068	22,141	20,691	-6.5%
Total	\$ 457,294	\$ 462,443	\$ 500,222	\$ 509,822	1.9%
CAPITAL BUDGET:					
Personnel Services	\$ 2,519	\$ 5,224	\$ -	\$ -	0.0%
Land, Construction	19	-	-	-	0.0%
Total	\$ 2,538	\$ 5,224	\$ -	\$ -	0.0%
Subtotal Operating/Capital	\$ 459,832	\$ 467,667	\$ 500,222	\$ 509,822	1.9%
DEPARTMENTS:					
Interagency Planning	\$ 459,832	\$ 467,667	\$ 500,222	\$ 509,822	1.9%
Total	\$ 459,832	\$ 467,667	\$ 500,222	\$ 509,822	1.9%
FUNDING SOURCES:					
101 General Fund	\$ 457,294	\$ 462,443	\$ 500,222	\$ 509,822	1.9%
333 Capital	2,538	5,224	-	-	0.0%
Total	\$ 459,832	\$ 467,667	\$ 500,222	\$ 509,822	1.9%
STAFFING:					
Regular/Permanent	3.00	3.00	3.00	3.00	0.00
Seasonal/Temporary	0.00	0.00	0.00	0.00	0.00
Total	3.00	3.00	3.00	3.00	0.00

ONGOING OBJECTIVES

1. Monitor and coordinate with federal, state, and local jurisdictions those land use or development project activities that benefit District parklands, regional trails and similar interests. Monitor and seek to resolve planning and land use conflicts with other agency actions that may adversely impact District interests.
2. Assure that outside agencies give high priority to District goals and objectives by advocating District interests when these agencies address long-range planning and land use development. Establish and maintain effective communications with outside agencies that affect District interests.

3. Initiate and promote cooperative long-range planning efforts and partnerships with cities, counties, special districts, sub-regional planning groups, and other regional agencies, which will benefit the District and the other agencies.
4. Advocate open space and conservation policies consistent with District goals and objectives as part of East Bay planning and land use jurisdictions' efforts to achieve balanced, sustainable development. Stay abreast of current on planning and land use topics, trends, and techniques that affect District interests.
5. Provide professional staff for acquisition planning and acquisition evaluations tasks.
6. Support opportunities to create Zones of Benefit and other mechanisms for open space maintenance funding.
7. Support efforts to foster direct and open communications District-wide.
8. To the extent possible with current resources, prepare "Actions Taken by Other Jurisdictions" for the General Manager's office.

2010 OBJECTIVES

1. To the extent possible with current resources, determine the District's interest in, and resolve conflicts regarding, planning and land use projects that relate to the District, such as Gateway Shoreline Park/Oakland Army Base, Coyote Hills-area land use proposals, and other opportunities for additional park, open space, and outdoor recreational uses.
2. To the extent possible with current resources, continue to actively support the District's leadership role in planning and land use efforts, in promoting open space and natural resource protection, in coordinating land use planning, and in enhancing outdoor recreation and the quality of life in the East Bay. This is accomplished through coordination with the Bay Conservation and Development Commission, the Association of Bay Area Governments, county and city jurisdictions, special districts, and other governmental agencies.
3. To the extent possible with current resources, continue to coordinate the initial development and management of Eastshore State Park, in partnership with California State Parks, and to provide facility management.
4. To the extent possible with current resources, continue to coordinate partnerships with local cities to enable the cities to develop sports fields near Eastshore State Park.
5. To the extent possible with current resources, continue to establish partnerships and to advocate District interests in the Concord Naval Weapons Station as the Base Reuse Plan is being formulated.
6. To the extent possible with current resources, continue to participate in interagency efforts to avoid or minimize the adverse impacts of off-reservation urban casinos on District interests.

PERFORMANCE MEASURES

1. Identify significant actions taken to effectively partner with other agencies, organizations, volunteers, and the private sector to achieve mutual goals.
2. Identify significant actions taken to provide effective leadership to help guide land use decisions of East Bay governments that relate to the District.

ROLE

In accordance with the 1997 Master Plan, as approved and updated by the Board of Directors, the Land Acquisition Department develops and implements strategies to acquire and preserve significant biologic, geologic, scenic and historic resources within Alameda and Contra Costa Counties, and to provide improved public access to parks and trails.

BUDGET SUMMARY

	2007 ACTUAL	2008 ACTUAL	2009 BUDGET	2010 BUDGET	Change
OPERATING BUDGET:					
Personnel Services	\$ 582,246	\$ 664,359	\$ 721,612	\$ 705,865	-2.2%
Supplies	435	-	1,872	1,872	0.0%
Services	2,176	2,091	6,991	6,110	-12.6%
Total	\$ 584,857	\$ 666,449	\$ 730,475	\$ 713,847	-2.3%
CAPITAL BUDGET:					
Personnel Services	\$ 210,674	\$ 164,872	\$ 180,347	\$ 235,216	30.4%
Land, Construction	5,206,225	3,586,451	4,660,000	34,981,081	650.7%
Total	\$ 5,416,899	\$ 3,751,323	\$ 4,840,347	\$ 35,216,297	627.6%
Subtotal Operating/Capital	\$ 6,001,757	\$ 4,417,773	\$ 5,570,822	\$ 35,930,144	545.0%
DEPARTMENTS:					
Land Acquisition	\$ 6,001,757	\$ 4,417,773	\$ 5,570,822	\$ 35,930,144	545.0%
Total	\$ 6,001,757	\$ 4,417,773	\$ 5,570,822	\$ 35,930,144	545.0%
FUNDING SOURCES:					
101 General Fund	\$ 584,857	\$ 666,450	\$ 730,475	\$ 713,847	-2.3%
333 Capital	5,416,899	3,751,030	4,840,347	35,216,297	627.6%
336 OTA Projects	-	293	-	-	0.0%
Total	\$ 6,001,757	\$ 4,417,773	\$ 5,570,822	\$ 35,930,144	545.0%
STAFFING:					
Regular/Permanent	5.78	6.00	6.00	6.00	0.00
Seasonal/Temporary	0.00	0.00	0.00	0.00	0.00
Total	5.78	6.00	6.00	6.00	0.00

ONGOING OBJECTIVES

1. Acquire real property and obtain all land rights necessary to implement the Capital Development and Regional Trails programs, as guided by the District's long-term goal of balanced parkland distribution and the principle of environmental justice.
2. Seek alternative funding and pursue legislative priorities relating to land acquisition and regional trails, as directed by the General Manager.
3. Provide all necessary real estate services to support the development of partnerships with other public agencies, nonprofit organizations and the private sector to promote land acquisition and resource enhancement and protection.

4. Support Land Acquisition and Regional Trails Workshops for the Board of Directors, and provide recommendations for the use of remaining Measure AA funds, as well as Measure WW and other funding specified for acquisition.
5. Assist other departments in resolving property rights conflicts relating to District parklands, in accordance with the District's Good Neighbor Policy.
6. Provide prompt, high-quality service to customers both inside and outside the District.
7. Implement internal controls and best practices to maintain the highest standards of fiduciary responsibility and accountability to ensure the fiscal health of the District.

2010 OBJECTIVES

1. Recommend acquisition priorities for 2010, being mindful of Board policies, operational impacts, budgetary constraints and expediting Measure AA spend down.
2. Acquire land, as directed, to preserve important wildlife habitat and trail corridors, create opportunities for outdoor recreation, particularly in urban areas, protect scenic viewsheds and urban creeks, and improve San Francisco Bay shoreline access.
3. Complete required acquisitions for 2010 grant and construction needs in time to meet all grant deadlines.
4. Support the District's capital improvement program by acquiring land for projects identified in the 2009 Capital Improvement Plan.
5. Provide support for joint acquisitions and partnerships, and work to strengthen interagency relationships.
6. Pursue grant opportunities and work with the Grants Department to submit applications in a timely manner to maximize acquisition funding from other sources.
7. Provide ongoing land acquisition support for habitat preservation through the District's Resource Enhancements Program and the East Contra Costa County Habitat Conservation Plan.

LAND DIVISION TRAILS DEVELOPMENT PROGRAMS DEPARTMENT

ROLE

The Trails Development Programs Department works with a variety of municipalities, public agencies, trail user groups and citizens to implement the District's 2007 Regional Trails Master Plan and to expand the District's regional trail network. The regional trail network provides non-motorized trail corridors linking together the District's parklands and other facilities. The regional trail network also provides access to open space operated by local communities, residential and commercial neighborhoods, and regional transportation nodes. The Department also manages the Ivan Dickson Volunteer Trail Maintenance Program, an endowed program providing opportunities for members of the public to participate in the stewardship and maintenance of the District's trails.

BUDGET SUMMARY

	2007 ACTUAL	2008 ACTUAL	2009 BUDGET	2010 BUDGET	Change
OPERATING BUDGET:					
Personnel Services	\$ 410,600	\$ 399,629	\$ 439,069	\$ 447,488	1.9%
Supplies	22,047	10,084	20,907	20,394	-2.5%
Services	2,443	6,675	6,994	6,500	-7.1%
Total	\$ 435,091	\$ 416,387	\$ 466,970	\$ 474,382	1.6%
CAPITAL BUDGET:					
Personnel Services	\$ -	\$ 4,512	\$ 8,348	\$ 17,877	114.1%
Services	43	187,805	50,000	-	-100.0%
Land, Construction	49,183	36,120	-	-	0.0%
Total	\$ 49,226	\$ 228,436	\$ 58,348	\$ 17,877	-69.4%
Subtotal Operating/Capital	\$ 484,317	\$ 644,824	\$ 525,318	\$ 492,259	-6.3%
DEPARTMENTS:					
Trail Acquisition	\$ 484,317	\$ 644,824	\$ 525,318	\$ 492,259	-6.3%
Total	\$ 484,317	\$ 644,824	\$ 525,318	\$ 492,259	-6.3%
FUNDING SOURCES:					
101 General Fund	\$ 324,413	\$ 308,990	\$ 292,767	\$ 347,716	18.8%
220 Two County LLD	86,277	87,602	137,712	90,175	-34.5%
253 Gifts/Dickson	24,401	19,796	36,491	36,491	0.0%
333 Capital	47,589	36,120	-	-	0.0%
336 OTA Projects	1,637	192,316	58,348	17,877	-69.4%
Total	\$ 484,317	\$ 644,824	\$ 525,318	\$ 492,259	-6.3%
STAFFING:					
Regular/Permanent	3.00	3.00	3.00	3.00	0.00
Seasonal/Temporary	0.00	0.00	0.00	0.00	0.00
Total	3.00	3.00	3.00	3.00	0.00

LAND DIVISION TRAILS DEVELOPMENT PROGRAMS DEPARTMENT

ONGOING OBJECTIVES

1. Implement the updated 2007 Regional Trail Master Plan through the Regional Trails Development Program. Major projects include the Bay Area Ridge Trail, the San Francisco Bay Trail, the Iron Horse Regional Trail, the Delta De Anza Regional Trail, the Great California Delta Trail, the Calaveras Ridge Regional Trail, the Tassajara Creek Trail and the Marsh Creek Regional Trail.
2. Manage the Ivan Dickson Trail Maintenance Program and continue to seek donations to increase principal in the Ivan Dickson Fund. Typical Ivan Dickson projects include California State Trails Day, Earth Day, National Trails Day, National Public Lands Day and other volunteer trail maintenance projects. Train volunteers to maintain trails through trail maintenance workshops. Increase volunteer participation, with particular emphasis on involving youth groups and encourage additional corporate sponsorship.
3. Assist other departments in the design and construction of narrow, natural surface trails within and between parklands.
4. Participate in county-wide bicycle and pedestrian trail planning and other regional trail planning efforts with Metropolitan Transportation Commission (MTC), Alameda County, Contra Costa County and local jurisdictions to incorporate District Master Plan trails in General Plans, Transportation Plans and recreation elements.
5. Assist the Grants Department in pursuing funding opportunities from various sources such as transportation tax measures and other agency bond measures. Support District efforts to augment revenue through tax measures, Zones of Benefit and Landscape & Lighting District funding.
6. Support the development of well trained, dedicated and productive Trails Development Program Department staff.
7. Monitor and advise District staff and partner agencies and organizations about county, State, and federal programs that may provide support for trail funding.
8. Represent the District in the inter-agency planning and development of major trail projects within the District.
9. Cooperate with other agencies on inter-agency trail projects, feasibility studies, and planning efforts for regional trail corridors. Continue outreach and coordination with various trail-user organizations and public interest groups.
10. Review and respond to proposed subdivision maps, development applications and environmental documents that may impact the goals of the District's 2007 Regional Trail Master Plan.

2010 OBJECTIVES

1. Work with the Grants Department to complete grant applications for trail-related projects. Grant programs to be pursued include Coastal Conservancy funds for Bay Area Ridge Trail and San Francisco Bay Trail projects, Metropolitan Transportation Commission

LAND DIVISION TRAILS DEVELOPMENT PROGRAMS DEPARTMENT

(MTC) Regional Bicycle funds and the implementation of the Federal Transportation Enhancement Act program.

2. Work with the Parkland Acquisition Department to finalize the license agreements, easements and right of way needed connect the Alamo Canal Trail with Pleasanton's Centennial Trail under Interstate 580 and BART.
3. Work to improve access to the urbanized shoreline, via the acquisition and development of San Francisco Bay Trail segments in the communities of San Leandro, Oakland, Albany and Richmond, and along San Pablo Bay and the Carquinez Strait. Assist Advanced Planning in monitoring development proposals along the shoreline.
4. Monitor the construction of the new bicycle and pedestrian bridge over Treat Boulevard for the Iron Horse Regional Trail, which began construction in 2009. Contra Costa County Redevelopment is the lead agency, but District oversight will be required.
5. Work to improve access to trails and outdoor recreation opportunities for communities in the District's urban core, via new trail opportunities such as the East Bay Greenway.
6. Coordinate with the City of Lafayette to ensure that the Calaveras Ridge Regional Trail segment across Burton Ridge from the Olympic Boulevard staging area to Rohrer Drive is included in the currently proposed developments at that location.
7. Complete Ivan Dickson volunteer maintenance projects consistent with opportunity and available funding with the assistance of current park staff.
8. Work with the Land Acquisition Department in acquiring the right of way required to complete the Ridge Trail in Contra Costa County across the historic Feeder Trail #1.
9. Work with the South Bay Salt Pond Restoration Project management team and Alameda County to advocate for the completion of the San Francisco Bay Trail from Hayward Shoreline to Coyote Hills.
10. Continue the planning process required to develop the Great California Delta Trail segment extending from Bay Point Regional Shoreline to downtown Pittsburg.

Page Intentionally Left Blank

LEGAL DIVISION

The Legal Division budget includes the District Counsel and Risk Management Departments.

	2007 ACTUAL	2008 ACTUAL	2009 BUDGET	2010 BUDGET*	Change
OPERATING BUDGET:					
Personnel Services	\$ 961,861	\$ 1,060,931	\$ 1,110,506	\$ 1,425,566	28.4%
Supplies	11,591	14,646	16,245	16,245	0.0%
Services	1,079,255	1,350,963	2,331,304	4,555,371	95.4%
Intra-District Charges	-	-	-	62,900	0.0%
Total	\$ 2,052,706	\$ 2,426,540	\$ 3,458,055	\$ 6,060,082	75.2%
CAPITAL BUDGET:					
Personnel Services	\$ -	\$ -	\$ -	\$ -	0.0%
Total	\$ -	\$ -	\$ -	\$ -	0.0%
Subtotal Operating/Capital	\$ 2,052,706	\$ 2,426,540	\$ 3,458,055	\$ 6,060,082	75.2%
DEPARTMENTS:					
Legal	\$ 2,052,706	\$ 2,426,540	\$ 3,458,055	\$ 6,060,082	75.2%
Total	\$ 2,052,706	\$ 2,426,540	\$ 3,458,055	\$ 6,060,082	75.2%
FUNDING SOURCES:					
101 General Fund	\$ 1,357,268	\$ 1,886,522	\$ 2,221,358	\$ 1,494,748	-32.7%
257 Mitigation	-	-	-	25,000	0.0%
552 Workers' Comp	-	-	-	3,089,262	0.0%
555 General Liability Fund	695,439	540,018	1,236,697	1,451,072	17.3%
Total	\$ 2,052,706	\$ 2,426,540	\$ 3,458,055	\$ 6,060,082	75.2%
STAFFING:					
Regular/Permanent	6.00	6.00	6.00	6.00	0.00
Seasonal/Temporary	3.45	3.45	3.45	3.45	0.00
Total	9.45	9.45	9.45	9.45	0.00

* Internal service funds (Workers' Compensation and General Liability) included in 2010 Legal budget

LEGAL DIVISION

ROLE

The Legal Division manages District-wide legal, risk, safety, Workers' Compensation, insurance, and unemployment matters. Staff handles all legal issues, contracts, and lawsuits affecting the District; manages all public and employee liability/compensation and property claim issues; supervises the work of the District's third party Workers' Compensation administrator; provides legally mandated employee health and safety compliance; and provides consultation and programs to assist departments in minimizing financial, property, and personnel-related losses. These activities and programs promote the preservation of parklands, balance the dual goals of public access and habitat protection along with assuring the fiscal health of the District and physical well being of our employees.

ONGOING OBJECTIVES

1. Supervise and manage all legal issues that affect the District, including claims, lawsuits, contracts, licenses, and easement agreements. Provide legal advice to staff and Board members.
2. Manage the District's legal, safety, and risk programs to hold to a minimum the number and severity of accidents occurring on District property or involving District employees or the public.
3. Manage the Workers' Compensation and unemployment insurance programs to minimize expenses to the District while ensuring that District employees receive all the benefits to which they are entitled.
4. Procure insurance coverage at the lowest reasonable cost in the areas of public liability, automobile liability, directors and officers insurance, Workers' Compensation excess insurance, health care excess insurance, and any necessary specialty insurance policies.
5. Work with the General Manager to increase direct and open communication between the General Manager and District staff about current projects and strategic directions.

2010 OBJECTIVES

1. Develop and follow a process to review at least quarterly all significant workers' compensation matters, and provide impacted managers from the various individual divisions written reports and oral presentations of the status of each claim.
2. Assist the General Manager and Clerk of the Board with the election process for the four Board of Directors position expiring in 2010.
3. Undertake necessary actions and reductions to accomplish the budget reductions, mandated by the General Manager in the 2010 budget.
4. Revise and update the District contract and lease forms for special use and concession agreements.
5. Evaluate and, as appropriate, issue a request for proposal for the District third party workers' compensation administrator.

LEGAL DIVISION

PERFORMANCE MEASURES

Objective: Develop and follow a process to review at least quarterly all significant workers' compensation matters, and provide impacted managers from the various individual divisions written reports and oral presentations of the status of each claim.

<u>Strategy</u>	<u>Measure</u>	<u>Projected ('10-'11)</u>
Review workers' compensation cases.	Number of cases reviewed.	100
Provide written reports and/or oral presentations to managers on status of injured employee(s).	Number of written reports and/or number of presentations.	4 per year (quarterly)

Page Intentionally Left Blank

FINANCE & MANAGEMENT SERVICES DIVISION

	2007 ACTUAL	2008 ACTUAL	2009 BUDGET	2010 BUDGET*	Change
OPERATING BUDGET:					
Personnel Services	\$ 4,456,645	\$ 4,891,440	\$ 5,338,994	\$ 5,404,893	1.2%
Supplies	502,891	447,147	534,396	463,675	-13.2%
Services	1,448,394	1,540,571	2,140,488	1,945,531	-9.1%
Inter-agency Agreements	20,000	110,000	100,000	9,300,000	9200.0%
Equipment	153,392	15,386	102,110	51,743	-49.3%
Intra-District Charges	47,710	94,600	42,500	263,167	519.2%
Total	\$ 6,629,032	\$ 7,099,144	\$ 8,258,488	\$ 17,429,009	111.0%
CAPITAL BUDGET:					
Supplies	\$ 37	\$ 289	\$ -	\$ -	0.0%
Services	1,827,512	1,204,190	63,750	-	-100.0%
Inter-agency Agreements	-	101,627	-	-	0.0%
Land, Construction	320,307	4,370,071	175,000	-	-100.0%
Total	\$ 2,147,855	\$ 5,676,177	\$ 238,750	\$ -	-100.0%
Subtotal Operating/Capital	\$ 8,776,888	\$ 12,775,321	\$ 8,497,238	\$ 17,429,009	105.1%
DEPARTMENTS:					
Administration	\$ 2,861,506	\$ 6,402,292	\$ 1,330,370	\$ 972,624	-26.9%
Clerk of the Board	-	-	-	268,014	0.0%
Grants Department	-	-	-	9,401,269	0.0%
Finance Department	2,176,830	2,438,432	2,751,438	2,676,828	-2.7%
Information Services	1,905,962	1,927,550	2,173,660	1,864,957	-14.2%
Office Services	1,832,590	2,007,047	2,241,770	2,245,317	0.2%
Total	\$ 8,776,888	\$ 12,775,321	\$ 8,497,238	\$ 17,429,009	105.1%
FUNDING SOURCES:					
101 General Fund	\$ 6,561,273	\$ 6,942,894	\$ 8,108,688	\$ 8,261,509	1.9%
220 Two County LLD	28,544	16,125	28,350	16,000	-43.6%
221 ECCC LLD	6,680	16,561	9,450	16,000	69.3%
226 Measure CC	12,536	113,564	112,000	112,000	0.0%
255 MLK Jr Program	20,000	10,000	-	-	0.0%
270 Measure WW Local Grant	-	-	-	9,000,000	0.0%
333 Capital	320,307	4,370,071	175,000	-	-100.0%
335 Meas AA Bond Proceeds	-	101,627	-	-	0.0%
336 OTA Projects	1,827,549	1,204,479	63,750	-	-100.0%
810 '2002' Bond Debt Svc	-	-	-	5,500	0.0%
812 Meas AA Debt Svc	-	-	-	13,500	0.0%
813 Meas WW Debt Svc	-	-	-	4,500	0.0%
Total	\$ 8,776,888	\$ 12,775,321	\$ 8,497,238	\$ 17,429,009	105.1%
STAFFING:					
Regular/Permanent	39.16	41.28	41.28	41.28	0.00
Seasonal/Temporary	0.72	0.72	0.72	0.72	0.00
Total	39.88	42.00	42.00	42.00	0.00

*New special revenue fund (Measure WW Local Grants) included in 2010 Finance/Mgt Svc budget

FINANCE & MANAGEMENT SERVICES DIVISION ADMINISTRATION

ROLE

The Finance and Management Services Division coordinates the work of the Finance, Clerk of the Board, Grants Administration, Information Services, and Office Services Departments, integrating the current and future interests of District Divisions into a single long-term, forward-looking strategy to ensure the continued success of the District's parkland trust. The Division manages the annual Budget, Board Workshops, plans future facility development and operating strategies with the Capital Projects working group, develops long-term revenue and operating models, coordinates future ballot measures, undertakes public polling, works closely with the General Manager to develop, review and present District policies at the Board Committee and Board levels and serves as primary provider of internal support services to other Divisions.

The Division supports the Mission of the District through: providing administrative systems, financial resources, support services and coordinating processes that allow for continuing acquisition of resources; managing, maintaining and operating parks; supporting employees; improving access; providing recreational development; establishing partnerships; ensuring open and inclusive public processes; and ensuring the long-term financial health and stability of the District.

	ACTUAL	2008 ACTUAL	2009 BUDGET	2010 BUDGET	Change
OPERATING BUDGET:					
Personnel Services	\$ 939,046	\$ 1,018,159	\$ 1,095,650	\$ 419,604	-61.7%
Supplies	8,400	3,731	10,416	4,916	-52.8%
Services	66,549	28,007	124,304	49,304	-60.3%
Inter-agency Agreements	20,000	110,000	100,000	300,000	200.0%
Intra-District Charges	-	-	-	198,800	0.0%
Total	\$ 1,033,994	\$ 1,159,897	\$ 1,330,370	\$ 972,624	-26.9%
CAPITAL BUDGET:					
Services	\$ 1,827,512	\$ 1,165,496	\$ -	\$ -	0.0%
Grants to Local Agencies	-	101,627	-	-	0.0%
Land, Construction	-	3,975,272	-	-	0.0%
Total	\$ 1,827,512	\$ 5,242,395	\$ -	\$ -	0.0%
Subtotal Operating/Capital	\$ 2,861,506	\$ 6,402,292	\$ 1,330,370	\$ 972,624	-26.9%
DEPARTMENTS:					
Administration	\$ 2,861,506	\$ 6,402,292	\$ 1,330,370	\$ 972,624	-26.9%
Total	\$ 2,861,506	\$ 6,402,292	\$ 1,330,370	\$ 972,624	-26.9%
FUNDING SOURCES:					
101 General Fund	\$ 1,013,994	\$ 1,049,898	\$ 1,230,370	\$ 872,624	-29.1%
226 Measure CC	-	100,000	100,000	100,000	0.0%
255 MLK Jr Program	20,000	10,000	-	-	0.0%
333 Capital	-	3,975,272	-	-	0.0%
335 Meas AA Bond Proceeds	-	101,627	-	-	0.0%
336 OTA Projects	1,827,512	1,165,496	-	-	0.0%
Total	\$ 2,861,506	\$ 6,402,292	\$ 1,330,370	\$ 972,624	-26.9%
STAFFING:					
Regular/Permanent	6.00	7.00	7.00	2.00	-5.00
Seasonal/Temporary	0.00	0.00	0.00	0.00	0.00
Total	6.00	7.00	7.00	2.00	-5.00

Clerk of the Board and Grants staff moved to separate departments

FINANCE & MANAGEMENT SERVICES DIVISION ADMINISTRATION

2009 OBJECTIVE ACCOMPLISHMENTS

1. The Management Services Administration coordinated strategic approaches to long-term financial considerations, growth, budgeting and revenue by preparing materials, managing and facilitating four Board Workshops during the first six months of 2009, and by supporting and participating in the Land Acquisition workshop. These activities support the missions of ensuring the financial health of the District, acquiring, maintaining, developing and providing park and recreational facilities; creating partnerships and ensuring open public processes.
2. The first year's implementation of Measure WW was successfully undertaken with the issue of \$80 million in bonds and the appropriation of over \$50 million in bond proceeds to eligible projects. These activities supported the same missions as above.
3. The District's Master Unfunded Projects List was re-formatted and updated during 2009.
4. 12 monthly Capital Projects Groups were held during 2009 at which multiple projects were monitored, budget proposals for new projects discussed, and plans for addressing the current economic downturn were developed.
5. The Division completed all required reports for the special tax districts, including Measure CC, and the District's Landscape and Lighting Districts and Zones of Benefit, thereby continuing to protect the financial health of the District.

ONGOING OBJECTIVES

1. Manage the District's administrative process including bi-monthly Board Meetings, the annual budget and audit, regular Board and Special elections, the ten-year re-districting processes, bond sales, tax collection reports, capital and maintenance projects, business and operational planning. Coordinate the District's central support and administrative functions for Clerk of The Board, Finance, Information Services, Office Services and Grants Administration to provide efficient, accurate and timely service to all District divisions and the public. These activities support and enable pursuit of all District missions.
2. Staff and support the annual Board Workshops, prepare policy and background materials for Board Committee and Board consideration, review and edit Board and Committee material submitted from all Divisions; schedule and staff the Livermore Area Recreation and Park Liaison Committee and Capital Projects Working Group.
3. Provide special reports, business analyses, and other direct assistance to the General Manager and Board to support policy development and formal Board actions. Assist with public information, labor relations, and customer service assignments. Respond to formal and informal inquiries, meet with outside agencies, representatives and organizations as needed to further District interests. Monitor and approve contracts and expenditures to ensure compliance with law and policy.

2010 OBJECTIVES

1. Establish, provide administrative tools for, monitor, and enforce as necessary a 7% District-wide reduction in expenditures in 2010 to accommodate the reduction in District

FINANCE & MANAGEMENT SERVICES DIVISION ADMINISTRATION

revenues due to the current economic downturn. This is necessary to ensure the continuing long-term fiscal health of the District.

2. Coordinate District strategic approaches to long-term growth, budgeting and ballot measures by coordinating a minimum of five Board Workshops on strategic issues to inform and address the Board's interests within funding goals and constraints. These will be completed by June 30, 2010.
3. Manage the second year of the District's Measure WW bond measure. This will include monitoring cash-flow, legal compliance, ensuring timely expenditure on appropriate projects, tracking overall progress of the WW program, and selecting projects to maximize public benefit while minimizing operational costs. Review options for elections in future years to raise revenue for maintenance, acquisition and construction of District facilities through potential Parcel Tax or Benefit Assessment District processes.
4. Schedule and chair 12 Capital Project Group meetings to coordinate the progress of capital projects, determine future capital and maintenance priorities, establish project accounting and management policies, and identify related operating costs.
5. Coordinate the Measure CC annual budget, Landscape and Lighting District and tax report preparation process for 2011 and 2012.
6. Work with the General Manager to foster positive and effective communication, work processes and employee relations throughout Finance & Management Services and the District.
7. Work with the General Manager to increase direct and open communication between the General Manager and District staff about current projects and long-term strategies.

MAJOR CHANGES

Building Services

Building services has assumed the District-wide responsibility for coordinating hazardous materials removal services.

ROLE

The Grants Department is the essential link to public agencies to acquire grant funding for the East Bay Regional Park District. Its mission is to champion grant funding for the District's parklands, projects and programs. The Grants Department networks between federal, State and local government, staff, private organizations and the public. The Department accomplishes its mission through preparation of grant applications, oversight of grant contracts, proper record keeping, accounting and invoicing of grants, fostering quality relationships with granting organizations and distribution of grants from the District to other local agencies.

BUDGET SUMMARY

	2007 ACTUAL	2008 ACTUAL	2009 BUDGET	2010 BUDGET	Change
OPERATING BUDGET: Included in Management Services Administration until 2010					
Personnel Services	\$ -	\$ -	\$ -	\$ 401,269	0.0%
Inter-agency Agreements	-	-	-	9,000,000	0.0%
Total	\$ -	\$ -	\$ -	\$ 9,401,269	0.0%
CAPITAL BUDGET:					
Personnel Services	\$ -	\$ -	\$ -	\$ -	0.0%
Total	\$ -	\$ -	\$ -	\$ -	0.0%
Subtotal Operating/Capital	\$ -	\$ -	\$ -	\$ 9,401,269	0.0%
DEPARTMENTS:					
Grants Dept	\$ -	\$ -	\$ -	\$ 9,401,269	0.0%
Total	\$ -	\$ -	\$ -	\$ 9,401,269	0.0%
FUNDING SOURCES:					
101 General Fund	\$ -	\$ -	\$ -	\$ 401,269	0.0%
270 Measure WW Local Grant	-	-	-	9,000,000	0.0%
Total	\$ -	\$ -	\$ -	\$ 9,401,269	0.0%
STAFFING:					
Regular/Permanent	0.00	0.00	0.00	3.00	0.00
Seasonal/Temporary	0.00	0.00	0.00	0.00	0.00
Total	0.00	0.00	0.00	3.00	0.00

2009 BUDGET OBJECTIVE ACCOMPLISHMENTS

1. Completed the Local Grant Guidelines and process for the Measure WW Local Grant Program. Held two local government workshops; received, assessed and processed 48 applications with a total value of \$33,629,083.
2. Assembled and submitted 16 grant applications with a total dollar value of \$8,033,174.
3. Submitted invoices to granting agencies for a total value of \$7,963,531.
4. Closed and completed the grant program funding provided to the District under the State Proposition 12 per capita and Roberti/Z'Berg/Harris programs.

ONGOING OBJECTIVES

1. Oversee the District's grant contracts to ensure timely completion of projects and invoicing for reimbursement of project expenses and to meet grant contract and audit requirements for federal, state and locally funded grant sources. Grants Staff will administer grants through consistent review of schedules and reports, maintain accurate project expenditures and receivables account information and documentation, and preserve proof of inspection and project acceptance by the granting agencies.
2. Develop and identify funding opportunities for the District. Monitor and review legislation. Promote the District's mission and ability to deliver projects to organizations relevant in the development and administration of grant programs. Search and research grant opportunities in current legislation and annual grant programs. Work closely with staff, granting agencies, local agencies and private stakeholders to formulate competitive projects, write grant applications, implement projects, and process financial documentation.
3. Provide grants to other organizations. This includes the Measure WW Local Grant Program, which gives District WW Bond funds to local cities, Measure CC disbursements to the Oakland Zoo, and the "pass-through" of grants to other organizations in support of the District's mission.
4. Prepare applications and execute contracts for all federal, state and local grant opportunities, including federal members' requests, state propositions, local programs and other sources.

2010 OBJECTIVES

1. Receive grant funds and continue grant applications for State Parks block grant programs:
 - a. Of the original \$6,356,204 awarded to the District in 2002, submit project application and complete all the projects for the all the remaining Proposition 40 Per Capita grant program funding, valued at \$524,486. Final completion of projects due to the State 3/31/11.
 - b. Of the original \$4,515,460 awarded to the District in 2002, submit project application and complete all the projects for the all the remaining Prop 40 Roberti-Z'berg-Harris grant program funding, valued at \$2,083,694. Final completion of projects due to the State 3/31/11.
2. Measure WW Local Grant program:
 - a. Receive and review 35 project applications for local agencies throughout the District valued at \$30,000,000.
 - b. Review payment requests and disburse \$3,000,000 to local agencies for eligible Measure WW expenditures.
3. Monitor and review grant programs for Proposition 84 grant funding. Prepare \$5 million in grant applications for available Proposition 84 grant programs. It is anticipated that the grant programs for Urban Parks, Nature Centers and Sustainability will be available from

State Parks in 2010.

4. Obtain \$1 million in funding from federal transportation programs for the development of trails within the District.
5. Close out and complete all projects funded by the Federal Emergency Management Agency (FEMA) from the 2006 New Years storms. Of the initial 52 projects identified for repair by FEMA, the District has 9 uncompleted projects. The Grants Department will work to resolve projects under appeal with FEMA, process FEMA paperwork and coordinate repairs with Design, Construction, Land Stewardship and Operations Departments.

ROLE

The office of the Clerk of the Board provides and coordinates administrative and office support to the Board of Directors and acts as the official custodian of all District records.

	2007 ACTUAL	2008 ACTUAL	2009 ACTUAL	2010 ACTUAL	Change
OPERATING BUDGET: Included in Management Services Administration until 2010					
Personnel Services	\$ -	\$ -	\$ -	\$ 268,014	0.0%
Total	\$ -	\$ -	\$ -	\$ 268,014	0.0%
CAPITAL BUDGET:					
Personnel Services	\$ -	\$ -	\$ -	\$ -	0.0%
Total	\$ -	\$ -	\$ -	\$ -	0.0%
Subtotal Operating/Capital	\$ -	\$ -	\$ -	\$ 268,014	0.0%
DEPARTMENTS:					
Clerk of the Board	\$ -	\$ -	\$ -	\$ 268,014	0.0%
Total	\$ -	\$ -	\$ -	\$ 268,014	0.0%
FUNDING SOURCES:					
101 General Fund	\$ -	\$ -	\$ -	\$ 268,014	0.0%
Total	\$ -	\$ -	\$ -	\$ 268,014	0.0%
STAFFING:					
Regular/Permanent	0.00	0.00	0.00	2.00	0.00
Seasonal/Temporary	0.00	0.00	0.00	0.00	0.00
Total	0.00	0.00	0.00	2.00	0.00

ONGOING OBJECTIVES

Perform statutory duties so that District administrative responsibilities are carried out in a timely, proficient and lawful manner.

Provide administrative and clerical support to the Board of Directors.

Coordinate the annual scheduling of 22 Regular Board meetings, five workshops and 45 Board committee meetings as well as field trips.

Coordinate the yearly election of Board officers and Board committee assignments.

Coordinate the accurate preparation, production and distribution of meeting agendas, materials, and minutes.

Assist with individual Board member compliance of various statutory requirements.

2010 OBJECTIVES

1. Provide information and guidance for Board members and potential Board members relative to Ward elections in November 2010.

2. Coordinate election materials and information with the Alameda and Contra Costa County election offices.
3. Initiate the review and update of the District's Records Retention Program.
4. Participate in meetings and conferences of the International Institute of Municipal Clerks and City Clerks Association.
5. Monitor 2010 Census process to prepare for any necessary Ward boundary adjustment.

ROLE

The Finance Department works as a partner in ensuring the continued fiscal stability of the District. Additionally, the Department actively participates in the stewardship of District resources by increasing efficiency and decreasing costs, wherever possible. The Finance Department accomplishes our role by adhering to best practices in budgeting, accounting, internal auditing and design, implementation and monitoring of effective internal controls.

BUDGET SUMMARY

	2007 ACTUAL	2008 ACTUAL	2009 BUDGET	2010 BUDGET	Change
OPERATING BUDGET:					
Personnel Services	\$ 1,955,983	\$ 2,104,801	\$ 2,277,009	\$ 2,344,928	3.0%
Supplies	32,372	24,695	30,699	13,500	-56.0%
Services	145,938	265,461	401,230	318,400	-20.6%
Intra-District Charges	42,500	42,500	42,500	-	-100.0%
Operating Transfers Out	-	-	-	-	0.0%
Contributions to Reserves	-	-	-	-	0.0%
Total	\$ 2,176,793	\$ 2,437,457	\$ 2,751,438	\$ 2,676,828	-2.7%
CAPITAL BUDGET:					
Supplies	\$ 37	\$ -	\$ -	\$ -	0.0%
Services	-	975	-	-	0.0%
Total	\$ 37	\$ 975	\$ -	\$ -	0.0%
Subtotal Operating/Capital	\$ 2,176,830	\$ 2,438,432	\$ 2,751,438	\$ 2,676,828	-2.7%
DEPARTMENTS:					
Finance	2,176,830	2,438,432	2,751,438	2,676,828	-2.7%
Total	\$ 2,176,830	\$ 2,438,432	\$ 2,751,438	\$ 2,676,828	-2.7%
FUNDING SOURCES:					
101 General Fund	2,129,034	2,391,207	2,701,638	2,609,328	-3.4%
220 Two County LLD	28,544	16,125	28,350	16,000	-43.6%
221 ECCC LLD	6,680	16,561	9,450	16,000	69.3%
226 Measure CC	12,536	13,564	12,000	12,000	0.0%
336 OTA Projects	37	975	-	-	0.0%
810 '2002' Bond Debt Svc	-	-	-	5,500	0.0%
812 Meas AA Debt Svc	-	-	-	13,500	0.0%
813 Meas WW Debt Svc	-	-	-	4,500	0.0%
Total	\$ 2,176,830	\$ 2,438,432	\$ 2,751,438	\$ 2,676,828	-2.7%
STAFFING:					
Regular/Permanent	18.16	18.28	18.28	18.28	0.00
Seasonal/Temporary	0.00	0.00	0.00	0.00	0.00
Total	18.16	18.28	18.28	18.28	0.00

SERVICE DESCRIPTION

Department staff prides themselves on the completion of our departmental responsibilities in a timely and accurate manner. We also are personally invested in providing quality customer service to our internal and external customers. Our services include:

- budget preparation,
- financial statement preparation,
- internal audit function,

- payroll,
- accounts payable,
- general ledger,
- debt administration, and
- treasury management.

Accurate and timely reporting of financial information is essential for management decisions and strategic planning, which are required to sustain the fiscal health of the District.

FINANCE DEPARTMENT’S KEY OBJECTIVES

1. Decrease costs (improve returns) related to: 1) debt (by maintaining the highest credit rating possible), and 2) banking/investment.

<i>KEY INDICATORS</i>	<i>2009 ACCOMPLISHMENTS</i>	<i>2010 TARGETS</i>
CAFR		
Unqualified audit opinion	TBD	Receive unqualified audit opinion.
GFOA award for excellence	TBD	Receive GFOA award for excellence.
ANNUAL BUDGET		
GFOA distinguished award	Accomplished	Receive GFOA distinguished award.
Institute performance measures	Initiated use of performance measures in 2010 budget by providing training, support and requesting that divisions revise “role” and add 2 performance measures to Section D of budget.	Expand use of performance measures by providing training and support and requesting that divisions reformat Section D to include not only “role”, but also “service description”, “key objectives”, “key indicators”, 2010 accomplishments as well as 2011 “targets”.
FINANCIAL POLICIES		
Write/revise financial policies	Treasury Investment Policy, Capital Assets and Inventory Control Policy, and Budget Policy updated/written and approved by Board of Directors.	Revenue Policy, Debt Capacity, Issuance and Management Policy, Fund Balance Reserve or Stabilization Policy, OPEB Asset Investment Policy, Internal Control Policy to be updated/written and approved by Board of Directors.
BANKING		
Manage treasury portfolio against standard benchmark	Established benchmarks. Include comparison between benchmarks and District returns in quarterly information provided to Board of Directors. First 3 quarters of 2009 out-performed the benchmarks by an average of .04%.	Continue to meet or exceed benchmarks for investment returns.
Decrease banking fees	Reduced use of EFT and instituted use of ACH (cost savings of approximately \$8/transaction).	Issue RFP for banking services with goal of reducing annual banking fees by 5-10%.

<i>KEY INDICATORS</i>	<i>2009 ACCOMPLISHMENTS</i>	<i>2010 TARGETS</i>
BANKING		
Decrease investment management fees and increase investment returns	Increased investment returns by opening CAMP account to hold liquid cash in excess of LAIF maximum, which was previously in bank "sweep" account earning almost nothing. Increased earnings by \$78,000 during the first 3 quarters of the year. Initiated use of PFM investment management services, which have lower cost than current portfolio manager saving approximately .002% in management fees (\$2,000/yr).	Continue to actively monitor investment advisor management fees. Deposited 2009 Measure WW bond proceed in CAMP, which provides annual arbitrage calculation at no cost, saving \$350/year. Determine cash flow needs for 2009 Measure WW bond proceeds and actively invest for higher returns, in instruments with appropriate maturities. This is a change from tradition of holding 100% bond proceeds in liquid (lower) earning money market funds.
Improve overall trust fund returns (net of fees)	EBRPD Retirement Plan-closed Harris account and opened Vanguard. Realign portfolio to agree with investment policy asset allocation.	Establish investment policy for OPEB trust which is appropriate to OPEB liability maturity and payments requirements. Evaluate EBRPD Retirement Plan administration fees compared to investment returns.

2. Establish and monitor the effectiveness of the District's internal controls.

<i>KEY INDICATORS</i>	<i>2009 ACCOMPLISHMENTS</i>	<i>2010 TARGETS</i>
RISK ASSESSMENT	Completed formal, written financial risk assessment.	Allocate 30% of internal audit hours to "high" risk areas, as determined through formal risk assessment.
INTERNAL CONTROL		
Design, Implementation	4 internal audit reports issued in 2009.	Complete payroll and YMCA Camp Arroyo projects begun in 2009 and initiate 3 new internal audit projects.
Monitoring	Re-examined one audit from a previous year to monitor implementation and effectiveness of recommendations.	Re-examine one 2008 and one 2009 audit area, monitoring implementation/effectiveness of previous recommendations. Issue review report, revising recommendations, if necessary.
Communication	Instituted formal engagement letter to clarify internal audit intent and focus.	Provide two hours District supervisor and manager training on internal control and fraud prevention.

3. Increase Department’s efficiency by: 1) utilizing technology more fully, 2) decreasing errors, and 3) increasing staff training.

<i>KEY INDICATORS</i>	<i>2009 ACCOMPLISHMENTS</i>	<i>2010 TARGETS</i>
PAYROLL		
Enhance use of technology to increase efficiency, reduce costs and become more “paperless”	200 of the approximately 650 direct deposit employees elected on-line receipt of pay voucher. This eliminated printing, stuffing, envelope and postage costs. 100% use of excel time cards, reducing addition errors 100%.	Focus on problem resolution at the foundation level of payroll function, to improve accuracy. Test on-line time card function in payroll system, institute on-line time card entry in Finance/Mgt Svc Division.
Reduce required payroll corrections to increase efficiency	With the assistance of CPA, filed amended tax returns for 2005, 2006, 2007 and 2008 payroll corrections, resolved remaining issues, and received refunds for previously paid penalties.	Eliminate need for amended tax returns for 2010 payrolls.
ACCOUNTS PAYABLE		
Enhance use of technology to increase efficiency and become more “paperless”.	Eliminated manual photo copying of AP checks June 1, 2009, eliminating paper use, staff copying time, and staff filing time. Check copies on disk by bank.	100% electronic scanning, storage of vendor invoices. 20% reduction in “direct pay” requests submitted on paper form and processed manually.
Standardize AP schedule to increase efficiency	12 “non-standard” (immediate pay requests) AP runs in 2009.	33% reduction in non-standard/non-calendared AP runs.
GENERAL LEDGER		
Reduce correct/reclass entries to increase efficiency	375 correcting/reclassing JEs posted in 2009.	Develop plan for capital project accounting to reduce need for reclassification posted by Finance staff. Decrease AP/GL transaction posting issues, which result in need for correcting JE. 25% reduction from 2009 amounts in number of correcting JEs in 2010.
TRAINING		
Dictate number of hours staff participates in job required/job related training	Managers each averaged 50 hrs, supervisors averaged 13 hours, other staff averaged 17 hours of job required/job related training.	Continue to fund staff training as department priority despite budget reductions. Dictate completion of minimum training hours: managers-12, supervisors-8, other staff-4.

ROLE

The Information Services Department maintains, updates, manages and monitors the District's information systems network infrastructure and enterprise applications. Services include maintaining and supporting the computer network infrastructure, telecommunications infrastructure, personal computers, printers, communications equipment and a variety of application environments serving all Divisions of the District. Information Services supports the District's Missions by providing the tools to ensure the fiscal health of the District, manage and maintain parklands, support public access to information and our employee workforce.

BUDGET SUMMARY

	2007 ACTUAL	2008 ACTUAL	2009 BUDGET	2010 BUDGET	Change
OPERATING BUDGET:					
Personnel Services	\$ 699,271	\$ 857,849	\$ 951,598	\$ 956,145	0.5%
Supplies	196,248	205,800	222,146	203,146	-8.6%
Services	630,960	636,454	709,859	679,359	-4.3%
Equipment	68,460	4,570	51,307	26,307	-48.7%
Total	\$ 1,594,939	\$ 1,704,673	\$ 1,934,910	\$ 1,864,957	-3.6%
CAPITAL BUDGET:					
Supplies	\$ -	\$ 289	\$ -	\$ -	0.0%
Services	-	37,719	63,750	-	-100.0%
Land, Construction	311,023	184,869	175,000	-	-100.0%
Total	\$ 311,023	\$ 222,877	\$ 238,750	\$ -	-100.0%
Subtotal Operating/Capital	\$ 1,905,962	\$ 1,927,550	\$ 2,173,660	\$ 1,864,957	-14.2%
DEPARTMENTS:					
Information Services	\$ 1,905,962	\$ 1,927,550	\$ 2,173,660	\$ 1,864,957	-14.2%
Total	\$ 1,905,962	\$ 1,927,550	\$ 2,173,660	\$ 1,864,957	-14.2%
FUNDING SOURCES:					
101 General Fund	\$ 1,594,939	\$ 1,704,673	\$ 1,934,910	\$ 1,864,957	-3.6%
333 Capital	311,023	184,869	175,000	-	-100.0%
336 OTA Projects	-	38,008	63,750	-	-100.0%
Total	\$ 1,905,962	\$ 1,927,550	\$ 2,173,660	\$ 1,864,957	-14.2%
STAFFING:					
Regular/Permanent	6.00	7.00	7.00	7.00	0.00
Seasonal/Temporary	0.00	0.00	0.00	0.00	0.00
Total	6.00	7.00	7.00	7.00	0.00

2009 BUDGET OBJECTIVE ACCOMPLISHMENTS

- Information services replaced 150 computers, servers, printers or similar computer equipment in 2009.
- During 2009, 15 park sites were upgraded into the District's data and voice networks providing enhanced functionality, reliability, improved public service and reduced cost.

3. Information Services staff responded to and resolved 2,469 technical computer and phone service requests from all District Divisions and Departments. This is a 3.1% increase from 2008.

ONGOING OBJECTIVES

1. Provide technical information and guidance to ensure that all Information Technology (IT) projects are consistent with the principles and standards defined by the IT Strategic Planning process.
2. Chair IT Steering Committee, IT Business Process Team and Desktop Standards Users Group meetings as necessary during the year to maintain focus on IT Strategic Goals and develop consensus about IT directions and solutions. Review IT Budget proposals to establish system compatibility and District priorities for funding.
3. Identify and promote new information systems or enhancements to existing systems that will address the changing dynamics of the District, improve staff productivity and help the District achieve its strategic objectives.
4. Keep the District's technical solutions current with industry standards to ensure viability, using available support, maintenance and training resources.
5. Support efforts to foster direct and open communications District-wide.

2010 OBJECTIVES

1. Continue the District's three-year lifecycle replacement program for desktop computer/peripheral equipment by acquiring 200 new computers and related components in 2010 to ensure that equipment supplied to employees is technically current, standardized, and suitable for performing required District functions.
2. Manage the Network Infrastructure Replacement Program, similar to the Desktop Replacement Program, to keep the District's network infrastructure reliable and technically current. This program reviews, replaces, and/or updates with new technologies network servers, network operating systems, e-mail, routers, switches, printers and remote communications equipment.
3. Update, maintain and operate the District's voice network which was assigned to the IS Department in 2006. Identify and undertake service improvements, provide standard reporting to staff, monitor the service provider and integrate, where possible, the District's voice and data networks. Complete the renovation of telephone services District-wide by upgrading switching equipment at all park locations, acquiring and installing handsets, and contracting for software and vendor services to support this function.
4. Assist the Finance Division's deployment of Sungard's Public Sector One-Solution Financial application, and expand distributed processing functions and imaging technology to external departments to support the continuing financial health of the District.

5. Assist in the implementation of a document imaging software application to archive invoices electronically reducing the physical paper storage requirements for Iron Mountain by 5%.
6. Support, with programming staff, the production, updating, and management of custom reports.
7. Develop a server consolidation methodology to reduce hardware costs and provide an efficient method of reducing down-time for core services.
8. Establish a disaster recovery site for voice and data services in East Contra Costa County, replacing the existing disaster recovery site at Public Safety Headquarters at Lake Chabot. Redesign and modify the core voice and data infrastructure to ensure uninterrupted service and prevent loss of data by improvement of our existing fail-over protection.
9. Provide help-desk services to all District staff by accepting, tracking and resolving an estimated 2,500 requests in 2010.

FINANCE & MANAGEMENT SERVICES DIVISION OFFICE SERVICES

ROLE

The Office Services Department provides oversight to the District's Administration Building facility, the Richard C. Trudeau Training Center and the District's Central Stores function. Services at the Administration Building include reprographics, U.S. Postal Service and interoffice mail, switchboard and reception, building maintenance and administration of the pool vehicle program. Management of outside services includes energy and utility contracts, janitorial and landscaping services and record storage. Central Stores provides centralized purchasing, delivery services and hazardous waste disposal for the District. These support services support the development and retention of well-trained, dedicated, and productive employees.

BUDGET SUMMARY

	2007 ACTUAL	2008 ACTUAL	2009 BUDGET	2010 BUDGET	Change
OPERATING BUDGET:					
Personnel Services	\$ 862,346	\$ 910,630	\$ 1,014,737	\$ 1,014,933	0.0%
Supplies	265,872	212,921	271,135	242,113	-10.7%
Services	604,947	610,649	905,095	898,468	-0.7%
Equipment	84,931	10,816	50,803	25,436	-49.9%
Intra-District Charges	5,210	52,100	-	64,367	0.0%
Total	\$ 1,823,306	\$ 1,797,117	\$ 2,241,770	\$ 2,245,317	0.2%
CAPITAL BUDGET:					
Land, Construction	\$ 9,284	\$ 209,930	\$ -	\$ -	0.0%
Total	\$ 9,284	\$ 209,930	\$ -	\$ -	0.0%
Subtotal Operating/Capital	\$ 1,832,590	\$ 2,007,047	\$ 2,241,770	\$ 2,245,317	0.2%
DEPARTMENTS:					
Office Services	\$ 1,832,590	\$ 2,007,047	\$ 2,241,770	\$ 2,245,317	0.2%
Total	\$ 1,832,590	\$ 2,007,047	\$ 2,241,770	\$ 2,245,317	0.2%
FUNDING SOURCES:					
101 General Fund	\$ 1,823,306	\$ 1,797,117	\$ 2,241,770	\$ 2,245,317	0.2%
333 Capital	9,284	209,930	-	-	0.0%
Total	\$ 1,832,590	\$ 2,007,047	\$ 2,241,770	\$ 2,245,317	0.2%
STAFFING:					
Regular/Permanent	9.00	9.00	9.00	9.00	0.00
Seasonal/Temporary	0.72	0.72	0.72	0.72	0.00
Total	9.72	9.72	9.72	9.72	0.00

2009 BUDGET OBJECTIVE ACCOMPLISHMENTS

- Office Services provided for the timely duplication and distribution of 624,801 copies from the central copy service, managed the lease, maintenance, and consumables for 12 convenience copiers and 685,285 copies; managed the District's inventory of 3,460 boxes of stored documents at Iron Mountain; and provided building setup/clean up for 530 meetings, events, and functions at Peralta Oaks and the Trudeau Training Center.

FINANCE & MANAGEMENT SERVICES DIVISION OFFICE SERVICES

2. Hazardous material contracts in both Alameda and Contra Costa Counties were solicited and negotiated, providing a cost-effective means of handling roadside and emergency spill response cleanup.
3. During 2009, Office Services administered 23 contracts for service for ongoing and special maintenance activities at Peralta Oaks and Trudeau Training Center.

ONGOING OBJECTIVES

1. Maintain and operate the District's Administration Building and the Richard C. Trudeau Training Center in a safe and secure manner for the benefit and use of public agencies, nonprofit organizations, volunteers, the private sector and District staff.
2. Monitor the usage patterns, provide reports as needed, review and develop maintenance requirements and identify facilities issues providing short-term and long-term solutions for meeting the District's current and future needs at the Richard C. Trudeau Center.
3. Monitor, maintain and update the District's Administration Building to meet the District's current and future needs.
4. Provide quality reprographics, U.S. Postal Service and interoffice mail, switchboard and reception, building maintenance and administration of the pool vehicles program for the District, and monitor the effectiveness of these services.
5. Chair the Central Stores Advisory Committee to determine appropriate products and maintain inventory levels for the Central Stores warehouse and provide quality delivery services.
6. Continue with the implementation of the District's Environmentally Preferable Purchasing guidelines (EPP) at Central Stores by increasing the number of recycled-content products in the inventory.
7. Oversee the District's hazardous waste Contract for Services agreements. Manage the expenditures of illegally dumped hazardous waste in District parks and other facilities, as well as oversee the Central Stores disposal procedures for District-generated hazardous waste in District parks and other facilities.
8. Coordinate with Information Services updates for the District's 888-EBPARKS toll free number as requested by Parks and other District needs.
9. Coordinate the District's recycling, reuse, reduction, and energy conservation efforts, and monitor their effectiveness at the Administration Building, Richard C. Trudeau Training Center and the Central Stores warehouse.
10. Review and implement recommendations from the 2004 ADA Compliance Study that apply to the Administration Building and the Richard C. Trudeau Training Center as funding is appropriated for this purpose.
11. Participate in strategic planning teams and support strategic planning objectives that are related to the work of the department.

FINANCE & MANAGEMENT SERVICES DIVISION OFFICE SERVICES

12. Support efforts to foster inclusive and open communications with the public and District staff.

2010 OBJECTIVES

1. Coordinate with Information Services the testing and deployment of the newest version of District financial software (IFAS) - Sunguard's Public Sector One-Solution at Central Stores.
2. Coordinate with Information Services the implementation of a document imaging software application and manage a five percent reduction of physical paper storage at Iron Mountain.
3. Develop and implement new procedures and practices for the Copy Room and Mail Room for reproduction projects, interoffice mail, United States Postal Service mail and packages including other carriers such as United Parcel Service, FedEx and courier services.

Page Intentionally Left Blank

OPERATIONS DIVISION

	2007 ACTUAL	2008 ACTUAL	2009 BUDGET	2010 BUDGET	Change
OPERATING BUDGET:					
Personnel Services	\$ 35,581,912	\$ 39,233,172	\$ 42,951,012	\$ 41,154,485	-4.2%
Supplies	4,063,111	4,692,932	4,648,351	4,707,477	1.3%
Services	5,685,773	5,525,373	6,623,426	5,955,598	-10.1%
Equipment	1,225,624	1,788,862	2,261,205	1,767,012	-21.9%
Intra-District Charges	-	615,000	-	1,961,943	0.0%
Total	\$ 46,556,419	\$ 51,855,339	\$ 56,483,994	\$ 55,546,515	-1.7%
			-	-	
CAPITAL BUDGET:					
Personnel Services	\$ 528,202	\$ 438,723	\$ 854,637	\$ 559,959	-34.5%
Supplies	267,520	191,594	62,000	-	-100.0%
Services	886,306	261,426	1,327,160	227,441	-82.9%
Land, Construction	783,291	2,690,070	170,000	-	-100.0%
Total	\$ 2,465,320	\$ 3,581,813	\$ 2,413,797	\$ 787,400	-67.4%
Subtotal Operating/Capital	\$ 49,021,739	\$ 55,437,151	\$ 58,897,791	\$ 56,333,915	-4.4%
DEPARTMENTS:					
Administration	\$ 759,420	\$ 894,306	\$ 1,208,456	\$ 3,208,287	165.5%
Park Operations	27,476,641	29,689,473	32,051,933	29,832,597	-6.9%
Interpretive & Recreation	8,247,032	9,281,648	10,241,540	9,601,077	-6.3%
Maintenance & Trades	12,538,645	15,571,724	15,395,862	13,691,954	-11.1%
Total	\$ 49,021,739	\$ 55,437,151	\$ 58,897,791	\$ 56,333,915	-4.4%
FUNDING SOURCES:					
101 General Fund	\$ 41,111,821	\$ 45,867,631	\$ 48,553,358	\$ 49,509,062	2.0%
220 Two County LLD	4,688,321	4,999,851	5,698,803	3,618,090	-36.5%
221 ECCC LLD	397,277	432,610	669,442	667,712	-0.3%
222 Five Canyon Zone	17,921	39,211	47,426	44,753	-5.6%
223 Dublin Hills Zone	4,085	21,846	7,910	8,259	4.4%
224 Walpert Ridge Zone	-	-	81,795	81,795	0.0%
225 San Ramon Hills Zone	-	12,086	12,890	13,797	7.0%
226 Measure CC	324,545	413,133	728,422	507,132	-30.4%
227 Stone Valley Zone	-	666	5,265	5,265	0.0%
228 Gateway Valley Zone	4,200	-	20,255	20,255	0.0%
253 Gifts/Dickson	5,948	33,864	22,000	22,000	0.0%
258 Eastshore State Park	2,302	34,443	36,428	36,395	-0.1%
333 Capital	1,176,685	2,824,893	170,000	8,364	-95.1%
335 Meas AA Bond Proceeds	-	-	5,000	-	-100.0%
336 OTA Projects	1,288,634	756,918	2,238,797	779,036	-65.2%
554 Equip Replacement	-	-	600,000	1,012,000	68.7%
Total	\$ 49,021,739	\$ 55,437,151	\$ 58,897,791	\$ 56,333,915	-4.4%
STAFFING:					
Regular/Permanent	361.62	380.17	385.50	385.94	0.44
Seasonal/Temporary	39.21	39.31	42.23	41.73	-0.50
Total	400.83	419.48	427.728	427.668	-0.06
Unfunded position in 2010 budget:				20.790	
Total funded positions in 2010 (FTEs):				406.878	

ROLE

The Operations Division manages, maintains, and restores parklands so that they retain their important scenic, natural, and cultural values. Division staff works to balance environmental concerns and outdoor recreational opportunities within regional parklands. The Operations Administration Unit provides executive level management and administrative support to the Division's three large departments (Park Operations, Interpretive and Recreation Services, and Maintenance and Skilled Trades) and the Board Operations Committee. Operations Administration negotiates operating agreements with other agencies, and prepares agendas and manages numerous regularly scheduled intra- and inter-division meetings to ensure coordination of inter-related park operation, stewardship, planning and construction projects and activities. This unit continually promotes the District mission of participation in partnerships with public agencies, non-profit organizations, volunteers, and the private sector to achieve mutual goals. In addition, Division Administration manages regular liaison meetings with several cities and special districts to enhance inter-agency coordination.

BUDGET SUMMARY

	2007 ACTUAL	2008 ACTUAL	2009 BUDGET	2010 BUDGET	Change
OPERATING BUDGET:					
Personnel Services	\$ 719,110	\$ 859,075	\$ 1,104,596	\$ 1,059,833	-4.1%
Supplies	1,915	1,862	20,375	36,519	79.2%
Services	38,395	33,369	67,341	409,335	507.9%
Equipment	-	-	16,144	-	-100.0%
Intra-District Charges	-	-	-	1,702,600	0.0%
Total	\$ 759,420	\$ 894,306	\$ 1,208,456	\$ 3,208,287	165.5%
CAPITAL BUDGET:					
Personnel Services	\$ -	\$ -	\$ -	\$ -	0.0%
Total	\$ -	\$ -	\$ -	\$ -	0.0%
Subtotal Operating/Capital	\$ 759,420	\$ 894,306	\$ 1,208,456	\$ 3,208,287	165.5%
DEPARTMENTS:					
Administration	\$ 759,420	\$ 894,306	\$ 1,208,456	\$ 3,208,287	165.5%
Total	\$ 759,420	\$ 894,306	\$ 1,208,456	\$ 3,208,287	165.5%
FUNDING SOURCES:					
101 General Fund	\$ 759,420	\$ 894,306	\$ 1,208,456	\$ 3,208,287	165.5%
Total	\$ 759,420	\$ 894,306	\$ 1,208,456	\$ 3,208,287	165.5%
STAFFING:					
Regular/Permanent	6.00	6.50	8.00	8.00	0.00
Seasonal/Temporary	0.00	0.00	0.00	0.00	0.00
Total	6.00	6.50	8.00	8.00	0.00

ONGOING OBJECTIVES

1. Manage the Operations Division's diverse programs and activities to meet ongoing and annual operational and financial objectives. Explore and implement strategies and activities that improve the overall operation of the Division.
2. Develop and manage division-wide operating and capital budgets, monitor expenditures and revenues, and manage discretionary funds to maximize Division productivity.
3. Plan and conduct several series of regular intra and inter-division staff meetings to ensure timely communications, manage the affairs of the Division, and coordinate projects and activities with other divisions.
4. Provide executive level leadership and administrative support for the Board Operations Committee and various interagency liaison committees. Schedule and staff meetings, prepare Board Committee agendas and packets.
5. Plan and conduct regular liaison meetings with public agencies and non-profit organizations, including the Alameda County and Contra Costa Water Districts, San Francisco Public Utilities Commission, the cities of Fremont and Martinez and the Camp Arroyo Partners.
6. Prepare and present Board Meeting agenda items, staff reports, and presentations.
7. Manage fee waivers, the commemorative bench program, metal detector permits, and other special use requests.
8. Work with the General Manager to increase direct and open communication between the General Manager and District staff about projects, strategy, and future directions.
9. Plan and conduct regular Board Field Trips. Actively support and assist in the staffing of Park Advisory Committee meetings, Safety Fair, and community events.

2010 OBJECTIVES

1. Manage staff vacancies Division-wide to minimize public service impacts and achieve salary and benefit savings critical to the balancing of the 2010 Park District budget.
2. Evaluate and implement operating requirements for new park and trail properties, using allocated District resources. Work cooperatively with Design, Planning, Stewardship, and Land Acquisition Departments to plan new acquisitions, dedications, and park improvement projects.
3. Work with other departments to develop District-wide strategies to improve fuel efficiency of the District's fleet vehicles and reduce utility costs.
4. Work with Finance and other divisions to improve the budget preparation process to address special needs of the Operations Division.
5. Address office space needs for various units within the division. Develop strategies for better use of existing floor space to meet staff workspace and storage needs.

6. Implement Board approved revisions to the District's security residence program.
7. To improve succession planning, conduct monthly seminars for prospective Operations Division supervisors and managers on various topics addressing divisional, inter-divisional and inter-agency functions and responsibilities. Enlist the assistance of managers from other divisions to ensure that presentations and discussions are informative and thoroughly explore selected topics.

PERFORMANCE MEASURES

1. **Strategy:** Division Managers and Supervisors will complete performance appraisals for at least 95% of Division regular employees annually.
Measure: Work with Human Resources Division to add percentage calculation to the normal tracking document.
Expected Performance: Of all regular employees, at least 95% will receive a performance appraisal each calendar year.
2. **Strategy:** Improve overall Environmental Protection Agency (EPA) Fuel Efficiency Rating average each year for the Operations Division's assigned cars, pickup trucks and vans by purchasing more fuel efficient vehicles when vehicles are normally replaced.
Measure: Maintenance Superintendent will track EPA overall fuel efficiency ratings for all cars, pickup trucks and vans assigned to the Operations Division. Fuel efficiency shall be used as one of the criterion in selecting replacement vehicles.
Expected Performance: Less than ten percent of the vehicles assigned to the Operations Division are replaced each year, improvement in overall fuel efficiency will be achieved over time.

DEPARTMENT SPECIFIC OBJECTIVES**Revenue Unit**

The Revenue Unit provides the necessary link between the District's concessions, special use agreements, communication site leases, contracts for services, residence agreements, and the Park Operations and Finance Departments. The unit prepares requests for proposals, reviews proposals, selects operators, and negotiates new agreements with service providers, concessionaires, and security residents. These agreements, as well as renewal agreements, are reviewed by the Board Operations Committee and submitted for approval to the Board of Directors. This unit works closely with Operations Division staff to provide support and training for park-based fee collection and customer service activities as well as budget preparation and analysis support. The unit also works with other departments to provide excellent public use facilities within the District.

ONGOING OBJECTIVES

1. Oversee agreements/leases for concessionaires, special use operators, communication sites, contracts for services, and residence agreements to insure compliance with the terms and conditions of their agreements.
2. Insure high levels of customer satisfaction through the skilled management of facilities and services.

3. Initiate and manage the Request for Proposals (RFP's) process. Utilize staff committees to review proposals and recommend new operators to the Board Operations Committee.
4. Evaluate unit filing and storage capacity, and initiate development of an information management system to catalog, file, archive, and retrieve both electronic and hardcopy Operations historical records and files for better compliance with District retention policy.
5. Thoroughly analyze and formulate staff recommendations on all revenue-generating proposals that will enhance public service at District facilities. Coordinate the review process with Unit Managers and Park Supervisors who are directly affected by proposed services.
6. Support efforts to foster direct and open communications District-wide. Work cohesively with all District departments on District-wide projects, particularly business plans, park plans, and contracts for services.

2010 OBJECTIVES

1. Review, evaluate, negotiate, and process at least seven residence agreements, five concessionaire agreement, three special use agreements and two communication licenses.
2. Update the Department's Revenue Manual and Concessions Manual to reflect changes in professional standards, regulatory provisions, and statutory law.
3. Improve coordination with Finance Department to maintain current and accurate compliance of Residence Program, Park Operations, Concessions, Communications License, and Special Use revenue to the District.
4. Develop and implement training programs designed to insure correct and proper frontline staff processing of District fee's and charges, revenue collection, reporting, and processing methods to ensure accurate and compliant record keeping, and high levels of customer service.
5. Review and update unit desk manuals for consistency and coherency to support cross-training of daily and special project tasks.
6. Work with Maintenance Department to coordinate work request process to streamline resident program timeline and concessionaire facility improvements.
7. Work with Legal Department to improve and upgrade District contract and lease documents for consistency with new laws and practices.
8. Implement the use of ACCESS software to monitor the scheduling and tracking of agreements and contracts and related financial data.
9. Implement a fixed asset tracking system to monitor concession and residence property owned by District with value less than \$25,000.

Page Intentionally Left Blank

PARK OPERATIONS DEPARTMENT

	2007 ACTUAL	2008 ACTUAL	2009 BUDGET	2010 BUDGET	Change
OPERATING BUDGET:					
Personnel Services	\$ 22,356,081	\$ 23,813,885	\$ 25,424,843	\$ 24,148,990	-5.0%
Supplies	1,669,208	1,856,008	2,058,496	1,958,876	-4.8%
Services	2,874,519	3,027,687	3,543,999	3,152,678	-11.0%
Equipment	168,684	302,165	225,225	77,280	-65.7%
Intra-District Charges	-	73,500	-	91,776	0.0%
Total	\$ 27,068,492	\$ 29,073,245	\$ 31,252,563	\$ 29,429,600	-5.8%
CAPITAL BUDGET:					
Personnel Services	\$ 20,907	\$ 241,012	\$ 560,130	\$ 338,343	-39.6%
Supplies	123,641	69,870	62,000	-	-100.0%
Services	64,864	91,577	107,240	64,654	-39.7%
Land, Construction	198,737	213,769	70,000	-	-100.0%
Total	\$ 408,150	\$ 616,229	\$ 799,370	\$ 402,997	-49.6%
Subtotal Operating/Capital	\$ 27,476,641	\$ 29,689,473	\$ 32,051,933	\$ 29,832,597	-6.9%
UNITS:					0.0%
Administration	\$ 624,747	\$ 966,976	\$ 1,219,142	\$ 1,080,578	-11.4%
Interpretive Parklands	4,023,323	4,493,258	4,785,937	4,548,902	-5.0%
Lakes	5,697,603	6,046,355	5,397,229	4,850,352	-10.1%
Mining Operations	451,879	534,470	646,754	565,478	-12.6%
Parkland	4,516,442	4,839,538	5,132,569	4,797,609	-6.5%
Recreation Areas	3,354,020	3,814,185	5,308,925	4,977,012	-6.3%
Regional Trails	2,396,137	2,529,913	2,994,735	3,005,293	0.4%
Revenue	812,226	343,748	-	-	0.0%
Shoreline	5,600,265	6,121,030	6,566,642	6,007,373	-8.5%
Total	\$ 27,476,641	\$ 29,689,473	\$ 32,051,933	\$ 29,832,597	-6.9%
FUNDING SOURCES:					
101 General Fund	\$ 22,394,148	\$ 23,945,775	\$ 25,177,510	\$ 25,117,979	-0.2%
220 Two County LLD	4,035,659	4,271,594	4,826,227	3,112,710	-35.5%
221 ECCC LLD	381,301	423,191	615,771	622,468	1.1%
222 Five Canyon Zone	17,921	39,211	47,426	44,753	-5.6%
223 Dublin Hills Zone	4,085	21,846	7,910	8,259	4.4%
224 Walpert Ridge Zone	-	-	81,795	81,795	0.0%
225 San Ramon Hills Zone	-	12,086	12,890	13,797	7.0%
226 Measure CC	222,928	290,569	399,086	343,924	-13.8%
227 Stone Valley Zone	-	666	5,265	5,265	0.0%
228 Gateway Valley Zone	4,200	-	20,255	20,255	0.0%
253 Gifts/Dickson	5,948	33,864	22,000	22,000	0.0%
258 Eastshore State Park	2,302	34,443	36,428	36,395	-0.1%
333 Capital	202,358	229,357	70,000	-	-100.0%
335 Meas AA Bond Proceeds	-	-	5,000	-	-100.0%
336 OTA Projects	205,791	386,872	724,370	402,997	-44.4%
Total	\$ 27,476,641	\$ 29,689,473	\$ 32,051,933	\$ 29,832,597	-6.9%
STAFFING:					
Regular/Permanent	229.89	235.49	236.52	235.823	-0.70
Seasonal/Temporary	23.55	23.65	25.06	25.062	0.00
Total	253.44	259.14	261.59	260.885	-0.70

**OPERATIONS DIVISION-
PARK OPERATIONS**

PARK OPERATIONS DEPARTMENT

ROLE

The Park Operations Department includes the budgets for all Park Units in the field except those managed by Interpretive and Recreation Services. The Park Operations Department Administration provides administration for the departments which provide direct service to the public. The service departments have a workforce of approximately 400 permanent and seasonal employees, stationed at 39 work locations, managing over 100,000 acres of parkland and 1,100 miles of public trails. Park Operations provides a diversified system of regional parklands, trails, and parkland-related services that offer outstanding opportunities for creative use of outdoor time. These include swimming, fishing, hiking, biking, horseback riding, boating, and family and large group picnicking and camping. The department manages public use of parks and facilities, collects park user fees at numerous sites, controls opening and closures of all facilities, performs routine maintenance of grounds and buildings, and provides emergency response staff to support police and fire emergencies. The department performs basic natural resources management activities such as vegetation management and soil conservation to manage, maintain and restore the parklands so that they retain their important scenic, natural, and cultural values. It is the department's goal to provide recreational development that fosters appropriate use of parklands while preserving their remoteness and intrinsic value.

BUDGET SUMMARY

	2007 ACTUAL	2008 ACTUAL	2009 BUDGET	2010 BUDGET	Change
OPERATING BUDGET:					
Personnel Services	\$ 223,274	\$ 238,080	\$ 251,471	\$ 230,235	-8.4%
Supplies	66,029	128,380	174,745	157,245	-10.0%
Services	256,359	286,353	369,655	315,755	-14.6%
Equipment	21,860	-	-	-	0.0%
Total	\$ 567,522	\$ 652,813	\$ 795,871	\$ 703,235	-11.6%
CAPITAL BUDGET:					
Personnel Services	\$ -	\$ 171,152	\$ 402,271	\$ 338,343	-15.9%
Supplies	56,251	42,380	12,000	-	-100.0%
Services	974	78,710	9,000	39,000	333.3%
Land, Construction	-	21,921	-	-	0.0%
Total	\$ 57,225	\$ 314,163	\$ 423,271	\$ 377,343	-10.9%
Subtotal Operating/Capital	\$ 624,747	\$ 966,976	\$ 1,219,142	\$ 1,080,578	-11.4%
UNIT:					
Administration	\$ 624,747	\$ 966,976	\$ 1,219,142	\$ 1,080,578	-11.4%
Total	\$ 624,747	\$ 966,976	\$ 1,219,142	\$ 1,080,578	-11.4%
FUNDING SOURCES:					
101 General Fund	\$ 561,574	\$ 618,949	\$ 773,871	\$ 681,235	-12.0%
253 Gifts/Dickson	5,948	33,864	22,000	22,000	0.0%
333 Capital	-	14,900	-	-	0.0%
336 OTA Projects	57,225	299,263	423,271	377,343	-10.9%
Total	\$ 624,747	\$ 966,976	\$ 1,219,142	\$ 1,080,578	-11.4%
STAFFING:					
Regular/Permanent	1.00	2.60	6.00	5.25	-0.75
Seasonal/Temporary	0.00	0.00	0.00	0.00	0.00
Total	1.00	2.60	6.00	5.25	-0.75

ONGOING OBJECTIVES

1. Allocate staff, equipment, materials, and resources through Unit Managers and Park Supervisors to operate and maintain parks and trails safely and efficiently in support of the District's mission.
2. Promote high quality customer service standards for staff when dealing with the public or when dealing internally with other District departments and divisions. Collaborate with Interpretive & Recreation Services and Public Affairs to perform park dedications and other public events.
3. Collaborate with Maintenance and Skilled Trades and Interpretive & Recreation Services Departments to complete maintenance projects and provide public program support.
4. Conduct park tours with the AGM of Operations and the Chiefs of Maintenance and Interpretive/Recreation to ensure consistently high levels of visitor services, safety, facility care and maintenance, and natural and cultural resources management.
5. Manage the hazardous tree and small tool replacement funds. Disperse funds as requested by field personnel to remove or safely prune hazardous trees and provide serviceable tools to meet field staff needs.
6. Increase direct and open communication between the General Manager and District staff about projects, strategy, and future directions.
7. Provide Operations staff support and participation in Park Advisory Committee meetings and activities. Respond to requests for park operating information and data that assists the committee in completing its work.
8. Provide Operations staff support to volunteer projects and programs that take place in the parks. Assist program staff to plan and conduct volunteer recognition events.
9. Maintain systems for regular communication of job expectations and performance management for all Park Operations staff. Ensure that Unit Managers and Park Supervisors are using Job Clarifications, Performance Appraisals, and regular one-on-one meetings to communicate District goals and objectives and receive feedback from staff.
10. Work with Human Resources to improve recruiting and hiring practices for Park Operations staff and to effectively plan for staff succession.

2010 OBJECTIVES

1. Integrate natural and cultural resources protection into routine park maintenance activities. Park staff will develop, record, and monitor best management practices for roads and trails maintenance, vegetation management, and resources conservation. Work with Planning/Stewardship, Maintenance, and Interpretive staff to implement environmental maintenance standards and practices. Update cultural resources protection guidelines in the Park Operating Guide.

2. Complete an update of the Park Classification system inventory and utilize a staff team to explore alternative approaches to serve as a model in estimating future maintenance and operations needs.
3. Develop and implement conservation strategies into everyday Park Operations maintenance and management practices that meet the goals of the District Sustainability Policy. Work in collaboration with other District departments to achieve a District-wide result.
4. Complete an analysis of the District's response to the invasive quagga/zebra mussel threat to lakes, and determine a plan for future years.
5. Incorporate camping facility improvements at Point Pinole and Coyote Hills into daily park operations.

OPERATIONS DIVISION- PARK OPERATIONS

INTERPRETIVE PARKLANDS UNIT

ROLE

The Interpretive Parklands Unit manages fourteen interpretive and natural resources-based wilderness areas, preserves, and park areas, including Black Diamond Regional Preserve, Morgan Territory Regional Preserve, Round Valley Regional Preserve, Bishop Ranch Regional Preserve, Calaveras Ridge Regional Trail, Las Trampas Regional Wilderness, Sycamore Valley Open Space Regional Preserve, Coyote Hills Regional Park, Pleasanton Ridge Regional Park, Dublin Hills Regional Park, Mission Peak Regional Preserve, Sunol - Ohlone Regional Wilderness, Garin - Dry Creek Pioneer Regional Park, and Briones Regional Park. These parks, generally large wild-land open space areas, represent the District's success in scenic, cultural, and natural resource preservation balanced with appropriate recreational opportunities. The unit encompasses over 64,000 acres of which more than 14,000 acres are in land bank status.

BUDGET SUMMARY

	2007 ACTUAL	2008 ACTUAL	2009 BUDGET	2010 BUDGET	Change
OPERATING BUDGET:					
Personnel Services	\$ 3,409,648	\$ 3,726,001	\$ 4,016,951	\$ 3,807,690	-5.2%
Supplies	216,445	232,146	256,868	256,339	-0.2%
Services	282,389	319,213	412,488	390,149	-5.4%
Equipment	28,139	109,296	94,630	77,280	-18.3%
Intra-District Charges	-	10,500	-	17,444	0.0%
Total	\$ 3,936,621	\$ 4,397,157	\$ 4,780,937	\$ 4,548,902	-4.9%
CAPITAL BUDGET:					
Personnel Services	\$ -	\$ 2,408	\$ -	\$ -	0.0%
Supplies	-	106	-	-	0.0%
Services	-	9,500	5,000	-	-100.0%
Land, Construction	86,702	84,087	-	-	0.0%
Total	\$ 86,702	\$ 96,101	\$ 5,000	\$ -	-100.0%
Subtotal Operating/Capital	\$ 4,023,323	\$ 4,493,258	\$ 4,785,937	\$ 4,548,902	-5.0%
UNIT:					
Interpretive Parklands	\$ 4,023,323	\$ 4,493,258	\$ 4,785,937	\$ 4,548,902	-5.0%
Total	\$ 4,023,323	\$ 4,493,258	\$ 4,785,937	\$ 4,548,902	-5.0%
FUNDING SOURCES:					
101 General Fund	\$ 2,772,509	\$ 3,206,868	\$ 3,316,060	\$ 3,781,339	14.0%
220 Two County LLD	1,094,250	1,100,758	1,278,536	579,122	-54.7%
221 ECCC LLD	65,776	54,933	78,481	79,325	1.1%
223 Dublin Hills Zone	4,085	21,846	7,910	8,259	4.4%
224 Walpert Ridge Zone	-	-	81,795	81,795	0.0%
225 San Ramon Hills Zone	-	12,086	12,890	13,797	7.0%
227 Stone Valley Zone	-	666	5,265	5,265	0.0%
333 Capital	86,702	86,495	-	-	0.0%
335 Meas AA Bond Proceeds	-	-	5,000	-	-100.0%
336 OTA Projects	-	9,606	-	-	0.0%
Total	\$ 4,023,323	\$ 4,493,258	\$ 4,785,937	\$ 4,548,902	-5.0%
STAFFING:					
Regular/Permanent	34.88	35.63	36.88	36.88	0.00
Seasonal/Temporary	2.11	2.61	2.86	2.86	0.00
Total	36.99	38.24	39.74	39.74	0.00

ONGOING OBJECTIVES

1. Coordinate staff, equipment, materials, and resources to operate and maintain Interpretive Parklands, their facilities and trail systems in a manner that ensures protection of the scenic, cultural, and natural resources and safe public use. Promote staff efficiency, productivity, and self-esteem.
2. Support efforts to foster direct and open communication District-wide. Provide clear communication of District goals and objectives to unit staff through unit meetings, Supervisors' meetings, written communications, and staff trainings. Provide feedback from field staff and park visitors to upper management.
3. Provide outstanding customer service in all aspects of park operations through public contacts that result in satisfied park visitors.
4. Work effectively with adjacent property owners and outside agencies. Monitor agreements with concessionaires to ensure that they provide quality customer service, serve the District's mission, and adhere to contract agreements.
5. Maintain and enhance the diverse natural and historic resources within the unit in cooperation and coordination with the Planning and Stewardship Department and the Interpretative and Recreation Services Department.
6. Ensure adherence to the Grazing Lease Operating Guidelines by Park Supervisors and grazing lessees. Periodically meet with the Wildland Vegetation Manager, Park Supervisors, and grazing lessees. Collaboratively identify and achieve resource management, infrastructure, public safety, and aesthetic goals.

2010 OBJECTIVES

1. Create a Parkview database of Residual Dry Material monitoring site for each grazing unit. Ensure that all water troughs are fitted with wildlife entry and exit structures.
2. Promote soil conservation by using best practices for trail and fire road maintenance. Conduct training sessions and support decision-making processes that empower park staff to implement long-range improvements to stabilize soil and minimize erosion.
3. Promote green workplace initiatives within the unit by targeting recycling of both public and worksite-generated waste, fuel efficiency, and energy efficiency.

PARK SPECIFIC OBJECTIVES

1. Black Diamond, Morgan Territory , Round Valley Regional Preserves
 - Participate in the evaluation and acquisition of the historic Arata Ranch site for future inclusion into Black Diamond, in cooperation with the Land Division, Interpretive, Planning, and Maintenance Departments and the Antioch Unified School District.

-
-
- Coordinate with representatives of the City of Antioch and the Maintenance Department to plan a new main entrance for Black Diamond as part of Somersville Road construction. Assist the Maintenance and Construction Departments with oversight of the entrance construction by Discovery Builders.
 - Continue the Rose Hill Cemetery restoration activities including repair and reinstallation of damaged headstones and reconstruction of decorative iron fencing.
 - Install two new six-foot self-closing hiker/equestrian gates at Black Diamond.
2. Briones Regional Park
- Reduce road grading to 25% or less of the trail system annually by improving trail design and using best management practices for soil conservation, such as mowing and year-round spot repair.
 - Replace the existing fire ring at Homestead Camp with a new ADA-compliant design.
 - Continue trail post replacement as needed throughout the year.
3. Coyote Hills Regional Park
- Continue the rehabilitation of Linear Trail by replacing the unserviceable one-rail fence along Paseo Padre Parkway with rock boulders. Upgrade the irrigation to maintain the two entrance areas as drought-tolerant landscape and to reduce water usage along the quarter-mile interior portion of the trail. Remove the unused picnic site and consider removing the unused basketball court.
 - In collaboration with MAST and the Regional Parks Foundation, complete improvements to the Dairy Glen group camp by adding a third shade structure, relocating the fire pit for better disabled access, and repositioning and upgrading the drinking fountain to ADA standards.
 - Replace the failed pump at well #10 to maintain water levels in the Main and North Marshes in the event of a prolonged drought.
4. Garin, Dry Creek Pioneer Regional Park
- Install wildlife ramps in all water troughs.
 - Identify efficient maintenance methods and techniques in order to maintain all park facilities in top quality condition under the reduced funding of the 2010 operating budget.
 - Remove obsolete barbed wire fences and clean up remnant debris from past fence removal projects.
 - Improve single-track trail maintenance throughout the year to keep the trails in excellent condition and easy to follow.

5. Las Trampas Wilderness, Bishop Ranch, Sycamore Valley Regional Preserves

- Remove obsolete barbed wire fencing at Bishop Ranch, Sycamore Valley, and Las Trampas Regional Wilderness.
- Work with Stewardship staff to develop a management plan for controlling yellow star thistle at Las Trampas
- Improve fire roads at Las Trampas, Bishop Ranch, and Sycamore Valley to minimize grading and reduce soil erosion. Incorporate mowing of roads and trails into trail maintenance practices where appropriate.
- Use timed mowing to reduce bull thistle and milk thistle seed production in the Bollinger Canyon valley.

6. Pleasanton Ridge - Vargas Plateau - Dublin Hills Regional Parks

- Actively participate in the Land Use Plan process for Pleasanton Ridge. Serve as a staff resource regarding public use patterns, neighbor issues, scenic, natural and historic resources. Incorporate the Tyler Ranch property into daily park operation routines.
- Plant four valley oaks at the Foothill Staging Area to replace several 200-year-old trees that have died over the past several years.
- Work with the new grazing tenant at Dublin Hills to implement the District's grazing program.

7. Sunol - Ohlone Wilderness, Mission Peak Regional Park

- Replace the demolished asphalt path behind the visitor center with an ADA-compliant pathway of decomposed granite.
- Replace three remaining portable picnic tables on the perimeter of the meadow near the Naturalists' office with three permanent tables and barbeques.
- Install ADA-compliant decomposed granite paths to serve two ADA-compliant drinking fountains in the Picnic Loop.
- Work with Stewardship and the Land Department on the new Grazing Unit Management Plan and the renewal of the SFPUC lease.
- Brush and resurface the Williams Gulch section of the Ohlone Wilderness Trail using best management practices soil conservation techniques.

**OPERATIONS DIVISION-
PARK OPERATIONS**

LAKES UNIT

ROLE

The Lakes Unit provides outstanding year-round recreation at five District facilities: Del Valle Regional Park, Lake Chabot Regional Park, Quarry Lakes Regional Recreation Area, Shadow Cliffs Regional Recreation Area, and Brushy Peak Regional Preserve. These parks have seasonal water-related recreation, along with fishing, boating, camping, hiking, and a variety of special events, which serve the family, recreational, and educational needs of the public. The Lakes Unit parks are staffed by skilled, caring, self-confident, and conscientious employees, whose goals are to recognize cultural diversity, improve accessibility, and balance environmental protection with recreational opportunities.

BUDGET SUMMARY

	2007 ACTUAL	2008 ACTUAL	2009 BUDGET	2010 BUDGET	Change
OPERATING BUDGET:					
Personnel Services	\$ 4,570,674	\$ 4,864,268	\$ 4,228,802	\$ 3,997,052	-5.5%
Supplies	469,315	452,013	375,659	328,187	-12.6%
Services	621,898	619,449	596,209	502,507	-15.7%
Equipment	35,716	22,679	38,700	-	-100.0%
Intra-District Charges	-	27,300	-	22,606	0.0%
Total	\$ 5,697,603	\$ 5,985,709	\$ 5,239,370	\$ 4,850,352	-7.4%
CAPITAL BUDGET:					
Personnel Services	\$ -	\$ 42,730	\$ 157,859	\$ -	-100.0%
Supplies	-	4,249	-	-	0.0%
Services	-	1,447	-	-	0.0%
Land, Construction	-	12,220	-	-	0.0%
Total	\$ -	\$ 60,646	\$ 157,859	\$ -	-100.0%
Subtotal Operating/Capital	\$ 5,697,603	\$ 6,046,355	\$ 5,397,229	\$ 4,850,352	-10.1%
UNIT:					
Lakes	\$ 5,697,603	\$ 6,046,355	\$ 5,397,229	\$ 4,850,352	-10.1%
Total	\$ 5,697,603	\$ 6,046,355	\$ 5,397,229	\$ 4,850,352	-10.1%
FUNDING SOURCES:					
101 General Fund	\$ 5,529,564	\$ 5,799,249	\$ 5,076,843	\$ 4,850,352	-4.5%
220 Two County LLD	168,039	186,460	162,527	-	-100.0%
333 Capital	-	34,443	-	-	0.0%
336 OTA Projects	-	26,203	157,859	-	-100.0%
Total	\$ 5,697,603	\$ 6,046,355	\$ 5,397,229	\$ 4,850,352	-10.1%
STAFFING:					
Regular/Permanent	49.33	49.83	40.08	40.08	0.00
Seasonal/Temporary	9.13	8.13	6.28	6.28	0.00
Total	58.46	57.96	46.36	46.36	0.00

ONGOING OBJECTIVES

1. Coordinate staff, equipment, materials, and resources to operate and maintain lakes, parks and trails safely and efficiently for public use. Provide visitors with up-to-date, useful, and interesting information about the parks through brochures, information panels, and public contact by staff.
2. Maintain a high priority on the Tree Hazard Assessment Program and other safety procedures and practices. Assess targeted trees each year and take recommended action. Add all new trees identified as potential risks to the monitoring list.
3. Provide outstanding customer service in all aspects of park operations which will result in satisfied park visitors. Ensure that public facilities are clean and in working order, staff members wear appropriate uniforms, and park vehicles are washed and well maintained to create a positive public perception of our parks and ensure a quality park experience.
4. Closely monitor concessionaires to assure that they provide quality customer service, adhere to contract agreements, and provide maximum financial return to the District.
5. Actively participate with local water districts and the State Department of Water Resources on water delivery issues that affect water levels and quality. Serve on statewide committees, representing the District's recreational interests, as they pertain to water levels and water quality concerns at lakes and reservoirs.

2010 OBJECTIVES

1. Hold monthly or bimonthly in-house quagga mussel meetings with an interdepartmental staff team. Participate in the Bay Area Consortium to work toward a regional approach for boat inspection programs.
2. Upgrade the facilities in the Lakes Unit's parks to meet the requirements of the Americans with Disabilities Act and the District's Transition Plan.
3. Meet monthly with Park Supervisors to provide guidance on new projects, ensure adherence to park operations standards, and monitor the park budgets.

PARK SPECIFIC OBJECTIVES

1. Del Valle Regional Park
 - Replace five additional fire rings in the campground with new ADA-compliant fire rings.
 - Rehabilitate all park and campground turf areas by reseeding, aerating, and topdressing substandard areas.
 - Trim roadside vegetation on all fire roads to facilitate emergency access and public safety.

2. Shadow Cliffs Regional Recreation Area, Brushy Peak Regional Preserve
 - Rehabilitate all turf areas by reseeding, aerating, and topdressing substandard areas.
 - Surface island at entrance gate with paving stones.
 - Prune all the trees along Stanley Boulevard, and remove dead trees and stumps.
3. Lake Chabot Regional Park
 - Improve Fairmont Ridge cattle grazing by repairing dilapidated border fencing.
 - Trim roadside vegetation throughout the park to increase fire protection and improve access for emergency response.
 - Rehabilitate turf by reseeding and topdressing substandard areas.
4. Quarry Lakes Regional Recreation Area
 - Rehabilitate pavilion lawns by topdressing, aerating, and fertilizing.
 - Improve landscaping at park entry with additional plantings of native shrubs.
 - Resurface rocked areas around all individual picnic sites.

OPERATIONS DIVISION- PARK OPERATIONS

MINING OPERATIONS

ROLE

Mining Operations develops and maintains the Black Diamond Mines Regional Preserve underground public use facilities, works in cooperation with the Interpretive and Recreation Services Division to provide educational and interpretive programs, provides technical assistance to other organizations and District departments. Mining Operations is also responsible for the preserve's abandoned mine safety program, and obtains donations of funds, equipment, materials, and services that support the unit.

BUDGET SUMMARY

	2007 ACTUAL	2008 ACTUAL	2009 BUDGET	2010 BUDGET	Change
OPERATING BUDGET:					
Personnel Services	\$ 362,256	\$ 471,345	\$ 524,331	\$ 496,955	-5.2%
Supplies	22,784	17,087	49,245	45,645	-7.3%
Services	6,752	20,000	23,178	22,878	-1.3%
Equipment	-	7,801	-	-	0.0%
Total	\$ 391,792	\$ 516,234	\$ 596,754	\$ 565,478	-5.2%
CAPITAL BUDGET:					
Personnel Services	\$ 3,621	\$ 3,324	\$ -	\$ -	0.0%
Supplies	-	-	50,000	-	-100.0%
Land, Construction	56,465	14,912	-	-	0.0%
Total	\$ 60,086	\$ 18,236	\$ 50,000	\$ -	-100.0%
Subtotal Operating/Capital	\$ 451,879	\$ 534,470	\$ 646,754	\$ 565,478	-12.6%
UNIT:					
Mining Operatons	\$ 451,879	\$ 534,470	\$ 646,754	\$ 565,478	-12.6%
Total	\$ 451,879	\$ 534,470	\$ 646,754	\$ 565,478	-12.6%
FUNDING SOURCES:					
101 General Fund	\$ 391,793	\$ 516,234	\$ 596,754	\$ 565,478	-5.2%
333 Capital	60,086	16,979	-	-	0.0%
336 OTA Projects	-	1,258	50,000	-	-100.0%
Total	\$ 451,879	\$ 534,470	\$ 646,754	\$ 565,478	-12.6%
STAFFING:					
Regular/Permanent	4.00	4.00	4.00	4.00	0.00
Seasonal/Temporary	0.00	0.00	0.00	0.00	0.00
Total	4.00	4.00	4.00	4.00	0.00

ONGOING OBJECTIVES

1. Design, construct, and maintain abandoned mine closures and underground public use facilities.
2. Assist the Interpretive Unit in providing educational and interpretive services, and make the mines available for scientific research and professional development.

-
-
3. Provide training in underground safety, technology, and interpretation.
 4. Provide technical assistance to District departments and other organizations in mining-related matters.
 5. Obtain grants and donations of funds, equipment, materials, and services that support the development, maintenance, operation, and interpretation of the mines.

2010 OBJECTIVES

1. Support the Design/Construction Department in the development of bid packages for the reconstruction of the Greathouse Portal and A Level adit, award the contract, and start reconstruction so that the Naturalist staff can reopen the Greathouse Visitors Center to the public.
2. Collaborate with the Maintenance/Skilled Trades Department in the development of plans and bid packages for the construction of stairway access to the B Level Machinery Drift, award the contract, and construct the stairs to provide public access to a new 100-foot section of the Hazel-Atlas Mine.
3. Construct the first 50 feet of a historically accurate three-rail track system in the Eureka Slope to improve its interpretive features.
4. Ensure that field staff is aware of and implements work practices that support District sustainability goals.

OPERATIONS DIVISION- PARK OPERATIONS

PARKLAND UNIT

ROLE

The Parkland Unit includes ten of the District's urban interface parks and connecting trails. The park facilities are Anthony Chabot Regional Park, the Regional Parks Botanic Garden, Claremont Canyon Regional Preserve, Huckleberry Botanic Regional Preserve, Leona Canyon Regional Preserve, Redwood Regional Park, Sibley Volcanic Regional Preserve, Tilden Regional Park, including the group camps in the Tilden Nature Area and Wildcat Canyon Regional Park, including the Alvarado area. The Parkland Unit is home to a wide variety of visitor-serving recreational use facilities, including a family campground, a marksmanship range, three equestrian centers, a golf course, a merry-go-round, two scale model railroads, and two food service concessions. The Parkland Unit's mission is to protect, preserve, and enhance natural resources, while providing the public with a safe recreational environment. The staff's work encompasses the maintenance of facilities and trails, vegetation management, and resource protection.

BUDGET SUMMARY

	2007 ACTUAL	2008 ACTUAL	2009 BUDGET	2010 BUDGET	Change
OPERATING BUDGET:					
Personnel Services	\$ 3,872,556	\$ 4,129,219	\$ 4,407,965	\$ 4,163,899	-5.5%
Supplies	209,968	215,591	216,945	218,530	0.7%
Services	421,397	458,959	481,389	407,417	-15.4%
Equipment	12,515	9,628	26,270	-	-100.0%
Intra-District Charges	-	24,700	-	7,763	0.0%
Total	\$ 4,516,436	\$ 4,838,097	\$ 5,132,569	\$ 4,797,609	-6.5%
CAPITAL BUDGET:					
Supplies	\$ -	\$ 1,441	\$ -	\$ -	0.0%
Land, Construction	6	-	-	-	0.0%
Total	\$ 6	\$ 1,441	\$ -	\$ -	0.0%
Subtotal Operating/Capital	\$ 4,516,442	\$ 4,839,538	\$ 5,132,569	\$ 4,797,609	-6.5%
DEPARTMENTS:					
Parklands	\$ 4,516,442	\$ 4,839,538	\$ 5,132,569	\$ 4,797,609	-6.5%
Total	\$ 4,516,442	\$ 4,839,538	\$ 5,132,569	\$ 4,797,609	-6.5%
FUNDING SOURCES:					
101 General Fund	\$ 4,006,671	\$ 4,328,513	\$ 4,532,983	\$ 4,457,616	-1.7%
220 Two County LLD	442,895	447,975	514,161	304,479	-40.8%
226 Measure CC	62,670	61,609	65,170	15,259	-76.6%
228 Gateway Valley Zone	4,200	-	20,255	20,255	0.0%
333 Capital	6	-	-	-	0.0%
336 OTA Projects	-	1,441	-	-	0.0%
Total	\$ 4,516,442	\$ 4,839,538	\$ 5,132,569	\$ 4,797,609	-6.5%
STAFFING:					
Regular/Permanent	39.75	39.75	39.75	39.75	0.00
Seasonal/Temporary	3.59	3.56	3.81	3.81	0.00
Total	43.34	43.31	43.56	43.56	0.00

ONGOING OBJECTIVES

1. Allocate resources to operate and maintain parks, trails, and the Botanic Garden safely and efficiently for public use. Achieve a high standard of safety, cleanliness, and maintenance of park facilities.
2. Continue vegetation management projects and practices that support the District's Tree Hazard Assessment and Wildland Vegetation Management Programs.
3. Implement the District's Good Neighbor Policy to maintain positive relationships with adjacent property owners.
4. Administer operating agreements for twelve concessions, and work to ensure compliance with their agreements to guarantee a consistently high level of service to the public.
5. Ensure that communication with the public is a priority by keeping information panels up to date with relevant and timely material, and responding quickly to phone calls, letters, and e-mails.
6. Develop strategies with the unit's Park Supervisors to implement ADA upgrades to park facilities.
7. Ensure staff awareness of District sustainability goals, and implement sustainable work practices.

2010 OBJECTIVES

1. Collaborate with Planning and Stewardship Department staff on resource protection issues, including the restoration of the Serpentine Prairie in Redwood Regional Park and creek restoration in Redwood, Tilden, and Wildcat Canyon Regional Parks, to conserve plant species of special concern and to prevent damage in riparian habitats.
2. Collaborate with Design Department and Maintenance staff the rebuilding of Gillespie Youth Camp and the planning and design of a restroom for Alvarado Park.
3. Represent the Operations Department in the development of the Environmental Impact Report (EIR) for the Wildfire Hazard Reduction and Resource Management Plan.
4. Develop a formal communications structure to help support the partnership with the Tilden Golf Course.

PARK SPECIFIC OBJECTIVES

1. Anthony Chabot Regional Park, Leona Canyon Regional Preserve
 - Install two double-panel metal information panels.
 - Replace three wooden plank gates with District standard metal pipe gates.

2. Botanic Garden

- Rehabilitate the lawns in the Shasta and Santa Lucia Sections.
- Install a filtration/aeration system in the garden's pond.

3. Redwood Regional Park

- Build a backpack camp in the park. Remove vegetation to create tent sites, and install tables and a barbecue/fire ring.
- Install approximately 200 feet of one-rail fence at the new staging area at Waterloo, obtained from the city of Oakland.

4. Sibley Volcanic Regional Preserve, Huckleberry Botanic Regional Preserve, Claremont Canyon Regional Preserve

- Clean up and secure the McCosker property in Sibley when the title is transferred to the District.
- Remove selected eucalyptus trees on the perimeter of Huckleberry Staging Area.

5. Tilden Regional Park

- Refurbish the Spillway picnic area. Plane, sand, and seal boards on picnic tables. Re-grade under tables, and install one new barbecue.
- Reconfigure Blue Gum group camp to accommodate overnight camping, as well as day use. Plane, sand, and seal boards on picnic tables, and install one new group barbecue.

6. Wildcat Canyon Regional Park - Alvarado

- Support the installation of restroom facilities and a sewage lift station in Alvarado using Measure CC funds. Landscape around the building.
- After removing the chemical toilets and wooden enclosures from Alvarado, reuse the wood to install enclosures around the chemical toilets in the Wildcat Canyon Staging Area.

**OPERATIONS DIVISION-
PARK OPERATIONS**

RECREATION AREAS UNIT

ROLE

The Recreation Areas Unit strives to provide the diverse public we serve with a variety of high quality, active and passive recreational opportunities and experiences within a responsibly managed park environment. While the Unit's focus is on intensive recreation and visitor services, we balance it with our appreciation of the need to preserve and protect our parks' natural resources. We especially recognize and appreciate our role in giving many of our urban area patrons their first recreational experience in a regional park setting. We accomplish our mission through effective management and operation of eight District facilities: Contra Loma Regional Park, Cull Canyon Regional Recreation Area, Diablo Foothills Regional Park/Castle Rock Recreation Area, Don Castro Regional Recreation Area/Five Canyons Open Space, Kennedy Grove Regional Recreation Area/Sobrante Ridge Regional Preserve, Roberts Regional Recreation Area, Temescal Regional Recreation Area, and the Little Hills Group Picnic concession.

BUDGET SUMMARY

	2007 ACTUAL	2008 ACTUAL	2009 BUDGET	2010 BUDGET	Change
OPERATING BUDGET:					
Personnel Services	\$ 2,648,420	\$ 2,992,420	\$ 4,170,270	\$ 3,959,768	-5.0%
Supplies	241,684	301,553	426,006	422,193	-0.9%
Services	397,458	430,058	619,409	588,718	-5.0%
Equipment	4,000	39,890	-	-	0.0%
Intra-District Charges	-	-	-	6,333	0.0%
Total	\$ 3,291,561	\$ 3,763,921	\$ 5,215,685	\$ 4,977,012	-4.6%
CAPITAL BUDGET:					
Personnel Services	\$ -	\$ 832	\$ -	\$ -	0.0%
Supplies	10,480	10,820	-	-	0.0%
Services	-	-	93,240	-	-100.0%
Land, Construction	51,979	38,611	-	-	0.0%
Total	\$ 62,459	\$ 50,264	\$ 93,240	\$ -	-100.0%
Subtotal Operating/Capital	\$ 3,354,020	\$ 3,814,185	\$ 5,308,925	\$ 4,977,012	-6.3%
DEPARTMENTS:					
Recreation Areas	\$ 3,354,020	\$ 3,814,185	\$ 5,308,925	\$ 4,977,012	-6.3%
Total	\$ 3,354,020	\$ 3,814,185	\$ 5,308,925	\$ 4,977,012	-6.3%
FUNDING SOURCES:					
101 General Fund	\$ 3,130,525	\$ 3,520,337	\$ 4,864,316	\$ 4,932,259	1.4%
220 Two County LLD	143,116	204,373	303,943	-	-100.0%
222 Five Canyon Zone	17,921	39,211	47,426	44,753	-5.6%
333 Capital	51,979	39,444	-	-	0.0%
336 OTA Projects	10,480	10,820	93,240	-	-100.0%
Total	\$ 3,354,020	\$ 3,814,185	\$ 5,308,925	\$ 4,977,012	-6.3%
STAFFING:					
Regular/Permanent	25.83	28.58	37.61	37.61	0.00
Seasonal/Temporary	5.60	6.03	7.84	7.84	0.00
Total	31.43	34.61	45.45	45.45	0.00

ONGOING OBJECTIVES

1. Promote increased customer satisfaction and loyalty through efficient and effective park operations. Utilize available resources to operate and maintain park facilities at the highest standards for public use.
2. Manage the District's Good Neighbor policy to maintain positive relations with adjacent property owners and outside agencies.
3. Provide outstanding customer service in all aspects of park operations through public contacts that result in satisfied park visitors.
4. Manage concessionaire agreements to ensure a high quality of customer service and maximum financial return to the District.
5. Enhance staff efficiency, productivity, and self-esteem; ensure that work sites are clean, safe, secure, and functional.

2010 OBJECTIVES

1. Ensure that projects funded by Measure CC for allocation in 2010 are implemented by park staff.
2. Provide leadership to the unit's Park Supervisors in their efforts to implement ADA upgrades to park facilities in accordance with District priorities.
3. Ensure that field staff is aware of and implements new guidelines for handling of recyclable materials generated by the public and staff.

PARK SPECIFIC OBJECTIVES

1. Contra Loma Regional Park
 - Refurbish twenty worn redwood picnic tables with sustainable western red cedar boards.
 - Cooperate with the Stewardship Department to utilize a \$40,000 grant from the Regional Parks Foundation to improve drip irrigation and continue quail habitat enhancement/wildlife corridors adjacent to the south overflow parking areas.
 - Resurface and stain twenty picnic tables throughout the park.
 - Replace two family-sized barbeque grills.
2. Cull Canyon Regional Recreation Area
 - Remove debris and sediment from the bottom of the swim lagoon before filling for the 2010 season.
 - Improve an additional 10 feet of parking lot median with drought tolerant plantings.

- Remove ten mature diseased pine trees throughout the park.
3. Diablo Foothills Regional Park, Castle Rock Regional Recreation Area
- Replace two equestrian gates with new six-foot self-closing gates.
 - Replace barbed wire fencing along the Castle Rock bypass trail and along the Stage Road Trail near the spillway to the dam.
 - Begin construction of an eighth reservable picnic site with a 50-person capacity above the softball field. Install a drinking fountain and plant more trees for shade in this area.
 - Rebuild the stairway leading to swim area.
4. Don Castro Regional Recreation Area, Five Canyons Open Space
- Monitor the Don Castro Reservoir water quality to maintain a healthy recreational fishery.
 - Remove and treat invasive pampas grass and purple star thistle at Five Canyons.
 - Assist the Design and Construction Department with the completion of the swim lagoon renovation project. Establish operational policies for the new facility.
 - Integrate the new accessible picnic area in the swim lagoon into the District's reservation system and Don Castro park operations.
5. Kennedy Grove Regional Recreation Area, Sobrante Ridge Regional Preserve
- Replenish sand in two volleyball courts.
 - Utilize Measure CC Funding to install new barbecues and surface two reservable picnic areas with golden tract fines.
 - Utilize Measure CC Funding to upgrade the irrigation in the main lawn area with new electrical wiring for nine control valves, and install new piping, quick couplers, and valve boxes.
6. Roberts Regional Recreation Area
- Renovate the lower lawn area using Measure CC funding.
 - Develop a site for the installation of two artificial climbing rocks at the play structure.
 - Work on renovation of the lower ball field irrigation system using Measure CC funding.
 - Install three new ADA-compliant drinking fountains.

7. Temescal Regional Recreation Area

- Plant six trees to replace trees removed during the construction of the ADA-compliant pathway in 2009.
- Use Measure CC funding to retrofit irrigation lines and valves impacted by the construction project in the North turf area.

8. Operations Volunteer Program

- Distribute allotted funds to support volunteer projects and provide overtime for Operations Division staff working with volunteers.
- Support the Annual Volunteer Recognition Dinner.
- Keep statistics on number of volunteers, hours contributed, and location of projects.
- Coordinate work projects with volunteers, court referrals, and Park Supervisors and their staff.

**OPERATIONS DIVISION-
PARK OPERATIONS**

**REGIONAL TRAILS & ALTERNATIVE
WORK PROGRAM**

ROLE

The Regional Trails and Work Alternative Program Unit manages three of the District's regional trails systems, four East Contra Costa County parks, and the Sheriff's Work Alternative Programs for Contra Costa and Alameda Counties. The Unit's mission is to provide safe, accessible trails and parks to promote healthy and inclusive outdoor time for our customers. The Regional Trails Unit encompasses a large area that includes the Iron Horse Trail, Contra Costa Canal Trail, Lafayette-Moraga Trail, the Alameda Creek Trail, Delta DeAnza Trail, Big Break Shoreline, Antioch/Oakley Shoreline, Bay Point Shoreline, and Vasco Caves Regional Preserve. The Regional Trail system provides a valuable links, for recreation and non-vehicular travel throughout the East Bay; the parks allow increased public access to the Delta. The Work Alternative Programs work with established county Sherriff's department work release programs to perform labor-intensive projects throughout the Park District. Staff work includes trail maintenance, vegetation management, and resource protection. The Unit manages partnerships with public agencies, neighbors, and volunteers to provide quality recreational experiences.

BUDGET SUMMARY

	2007 ACTUAL	2008 ACTUAL	2009 BUDGET	2010 BUDGET	Change
OPERATING BUDGET:					
Personnel Services	\$ 2,098,494	\$ 2,133,736	\$ 2,506,890	\$ 2,517,748	0.4%
Supplies	115,766	120,280	174,262	198,046	13.6%
Services	165,631	223,453	279,758	279,136	-0.2%
Equipment	15,997	50,634	33,825	-	-100.0%
Intra-District Charges	-	-	-	10,363	0.0%
Total	\$ 2,395,888	\$ 2,528,103	\$ 2,994,735	\$ 3,005,293	0.4%
CAPITAL BUDGET:					
Personnel Services	\$ 249	\$ 1,810	\$ -	\$ -	0.0%
Total	\$ 249	\$ 1,810	\$ -	\$ -	0.0%
Subtotal Operating/Capital	\$ 2,396,137	\$ 2,529,913	\$ 2,994,735	\$ 3,005,293	0.4%
DEPARTMENTS:					
Regional Trails	\$ 2,396,137	\$ 2,529,913	\$ 2,994,735	\$ 3,005,293	0.4%
Total	\$ 2,396,137	\$ 2,529,913	\$ 2,994,735	\$ 3,005,293	0.4%
FUNDING SOURCES:					
101 General Fund	\$ 524,147	\$ 492,366	\$ 659,623	\$ 642,940	-2.5%
220 Two County LLD	1,556,217	1,667,480	1,797,822	1,819,210	1.2%
221 ECCC LLD	315,524	368,258	537,290	543,143	1.1%
333 Capital	-	1,810	-	-	0.0%
336 OTA Projects	249	-	-	-	0.0%
Total	\$ 2,396,137	\$ 2,529,913	\$ 2,994,735	\$ 3,005,293	0.4%
STAFFING:					
Regular/Permanent	21.25	23.10	23.10	23.10	0.00
Seasonal/Temporary	0.00	0.00	0.00	0.00	0.00
Total	21.25	23.10	23.10	23.10	0.00

ONGOING OBJECTIVES

1. Support the development and retention of well-trained, dedicated, and productive employees. This is accomplished through regular safety training, site specific customer service training, as well as team building unit meetings. Support efforts to foster direct and open communications District-wide.
2. Work with the Maintenance, Skilled Trades, and Design staffs to identify and evaluate pavement repair and replacement needs as part of the ongoing effort to maintain paved regional trails to the highest possible standard.
3. Work with the Environmental Review Department to implement the Habitat Conservation Plan in East Contra Costa County.
4. Monitor operating agreements with other agencies, and maintain a positive and productive relationship with each agency and with the neighbors along the regional trails.
5. Provide an accurate method of measuring and analyzing trail use utilizing infrared trail counters and monthly reporting of data.
6. Maintain annual contact with Sherriff's Work Alternative Program staff in Alameda and Contra Costa Counties.

2010 OBJECTIVES

1. Add six recycling containers along the unit's trails to support District sustainability goals.
2. Collaborate with Encroachment Permits staff to assist with Caltrans bridge retrofit project at Antioch/Oakley Shoreline, and other trail construction projects undertaken by other agencies.
3. Establish written guidelines for the Work Alternative Program to standardize work and safety practices and ensure consistency from crew to crew.

TRAIL SPECIFIC OBJECTIVES

1. Alameda County Regional Trails
 - Install 350 feet of compacted gravel trail adjacent to the entry road of Stables Staging Area to provide safe and level access for pedestrians who otherwise have to walk on the entry road.
 - Plant 20 trees and install a 400 feet of irrigation at the recently demolished boarding stables site adjacent to the staging area.
 - Install 200 feet of one-rail fence and remove existing berm in the Tassajara Creek Staging Area.

2. Central Contra Costa Trails

- Manually crack seal 2.69 miles of southern Iron Horse Trail from Bollinger to Alcosta.
- Replace 260 feet of rotten two-rail fencing on the Iron Horse Trail at Greenbrook.
- Rebench and make surface repairs on the Camino Pablo and Bollinger Canyon sections of Old Moraga Ranch Trail.
- Replace nine heavy metal box tubing entry gates with District standard chain link entry gates.

3. East Contra Costa County Trails

- Add two accessible picnic sites to enhance recreational use and replace two drinking fountains at Antioch Shoreline.
- Work closely with Design, Construction, and Interpretive staff to establish an operating plan for Big Break when construction is completed.
- Crack seal five miles of the Delta DeAnza Trail and five miles of Marsh Creek Trail.
- Improve six information panels, add four new brochure boxes, and paint trail fencing along the Delta DeAnza Trail. Repair nine information panels and add new brochure boxes along Marsh Creek Trail, and refurbish and repaint trail fencing as needed.

4. Alameda County Work Alternative Program

- Work with the Contra Costa County Work Alternative Program to build 50 portable picnic tables.
- Remove invasive vegetation from 1.5 miles of West Ridge Trail in Redwood.
- Construct 200 feet of one-rail fence at Tassajara Creek.

5. Contra Costa County Work Alternative Program

- Work with the Alameda County Work Alternative Program Contra Costa County Work Alternative Program to build 50 portable picnic tables.
- Train employees from other parks to work with the Work Alternative Program crews.
- Update the Work Alternative Program Operating Guide.

OPERATIONS DIVISION- PARK OPERATIONS

SHORELINE UNIT

ROLE

The Shoreline Unit operates seventeen parks, including two islands, on the Bay shoreline, from the City of Hayward to the City of Pittsburg. These parks and trails offer the public extensive access to the San Francisco Bay and Delta, and they protect sensitive habitats for shorebirds, waterfowl, and many endangered species. Parks within the Shoreline Unit include Alameda Point/Encinal Beach, Brooks Island, Brown's Island, Carquinez Strait, Crockett Hills, Robert W. Crown Memorial State Beach, Eden Landing Bay Trail, Eastshore State Park, Hayward Shoreline, Martin Luther King, Jr. Shoreline, Martinez Shoreline, Middle Harbor Shoreline Park, Miller-Knox, Oyster Bay, Point Isabel, Point Pinole, San Pablo Bay (Wilson Point, Pinole Shores, Gately property, Bayfront Park, Hercules, Lone Tree Point, Claeys Beach, and Selby), including the District's portions of the San Francisco Bay Trail.

BUDGET SUMMARY

	2007 ACTUAL	2008 ACTUAL	2009 BUDGET	2010 BUDGET	Change
OPERATING BUDGET:					
Personnel Services	\$ 4,467,270	\$ 4,972,574	\$ 5,318,163	\$ 4,975,643	-6.4%
Supplies	296,737	372,029	384,766	332,691	-13.5%
Services	656,925	642,247	761,913	646,118	-15.2%
Equipment	50,457	62,237	31,800	-	-100.0%
Intra-District Charges	-	11,000	-	27,267	0.0%
Total	\$ 5,471,389	\$ 6,060,087	\$ 6,496,642	\$ 5,981,719	-7.9%
CAPITAL BUDGET:					
Personnel Services	\$ 17,036	\$ 16,237	\$ -	\$ -	0.0%
Supplies	49,749	10,579	-	-	0.0%
Services	58,505	-	-	25,654	0.0%
Land, Construction	3,585	34,127	70,000	-	-100.0%
Total	\$ 128,875	\$ 60,943	\$ 70,000	\$ 25,654	-63.4%
Subtotal Operating/Capital	\$ 5,600,265	\$ 6,121,030	\$ 6,566,642	\$ 6,007,373	-8.5%
UNIT:					
Shoreline	\$ 5,600,265	\$ 6,121,030	\$ 6,566,642	\$ 6,007,373	-8.5%
Total	\$ 5,600,265	\$ 6,121,030	\$ 6,566,642	\$ 6,007,373	-8.5%
FUNDING SOURCES:					
101 General Fund	\$ 4,677,687	\$ 5,132,135	\$ 5,357,060	\$ 5,206,760	-2.8%
220 Two County LLD	631,143	664,548	769,238	409,899	-46.7%
226 Measure CC	160,257	228,960	333,916	328,665	-1.6%
258 Eastshore State Park	2,302	34,443	36,428	36,395	-0.1%
333 Capital	3,585	35,287	70,000	-	-100.0%
336 OTA Projects	125,291	25,656	-	25,654	0.0%
Total	\$ 5,600,265	\$ 6,121,030	\$ 6,566,642	\$ 6,007,373	-8.5%
STAFFING:					
Regular/Permanent	47.35	49.10	49.10	49.15	0.05
Seasonal/Temporary	3.12	3.32	4.28	4.28	0.00
Total	50.47	52.42	53.38	53.43	0.05

ONGOING OBJECTIVES

1. Coordinate equipment, materials, and resources to maintain and operate the Shoreline Unit parks and trails efficiently and safely, and work with each Park Supervisor to maintain high standards and increase public accessibility to these parks and facilities.
2. Provide outstanding customer service in all aspects of each park's daily operation, including the most current information to park visitors through use of information panels, brochures, and employee contacts.
3. Implement and manage park operating agreements with California State Parks, the Department of Fish & Game, Waste Management Incorporated, and the Port of Oakland to operate Middle Harbor Shoreline Park, Eastshore State Park, Hayward Shoreline, Eden Landing Bay Trail, Oyster Bay, and parts of Martin Luther King, Jr. Shoreline.
4. Improve and extend greening and recycling efforts for the Shoreline Unit staff and park visitors.
5. Work effectively with the Stewardship Department to provide and improve habitat for threatened and endangered species, as well as species of special concern.

2010 OBJECTIVES

1. Train all regular Shoreline Unit staff in the use of boats for deployment of boom from the OSPR oil spill response trailers at Miller-Knox and Crown Beach. In addition, coordinate training with the Contra Costa County Office of Emergency Services, as well as storing their oil spill response trailer at the Martinez - Ozol service yard.
2. Assist the Area Committee and Local Area Committee to develop and improve oil spill response plans by attending bimonthly and quarterly meetings as the District's representative.
3. Review the District's Emergency Plan, and update the Oil Spill Response section to incorporate lessons learned from the recent oil and chemical spills affecting the Shoreline Unit parks.

PARK SPECIFIC OBJECTIVES

1. Robert W. Crown Memorial State Beach
 - Replace six picnic table tops in the Sandcastle picnic area and the Crolls Garden drinking fountain with an ADA-compliant drinking fountain.
 - Landscape and enhance the Park Street beach access entrance.
 - Begin to repair the damaged dune fencing along Shoreline Drive.

2. Hayward Shoreline

- Make repairs to shoreline levee riprap, where necessary and feasible.
- Coordinate with the Stewardship Department on the Hayward Marsh avian disease control program to more efficiently handle the District's response to avian botulism and avian cholera outbreaks if and when they occur.

3. Martin Luther King, Jr. Shoreline, Oyster Bay

- Replace uneven decking on the Otis Street Bridge, and perform regular maintenance as necessary.
- In an effort to stop vehicles from hitting the bollard and island at the Swan Way entrance to Martin Luther King, move the entrance gate back 20 feet and build a one-rail fence to secure the Park boundary.
- Remove invasive plants near the Oyster Bay information panel. Re-grade the area and replant with native plants.

4. Martinez Shoreline, Carquinez Shoreline, Bay Point, Crockett Hills, Waterbird, Brown's Island

- Remove portions of obsolete barbed wire fencing and wooden posts from the Big Valley area of Crockett Hills.
- Re-align the entrance gate at the former Stewart property at Crockett Hills to discourage illegal dumping.
- Selectively prune and maintain the upland pepper tree area above Waterbird Staging Area to discourage illegal activities.
- Begin transitioning from the older rotary impact sprinklers, along trails and curbs at Martinez Shoreline, to more efficient and less costly gear driven sprinkler heads.
- Map the location of all signs posted on Browns' Island, and develop a program for sign maintenance and replacement.

5. Middle Harbor Shoreline Park

- Maintain restrooms, parking lots, pathways, picnic areas, and lawn areas at the levels determined in the revised operating agreement.
- Work cooperatively with the Port of Oakland to provide the community with fully functioning, clean, and safe park facilities.
- Assist the Interpretive staff with programs and outreach efforts.

6. Miller-Knox, Point Isabel, Eastshore State Park, Brooks Island
 - Replace two drinking fountains with new ADA-compliant fountains at Miller-Knox.
 - Re-evaluate and improve the irrigation system near the Killdeer and Pintail picnic areas to improve coverage and turf appearance at these two popular sites at Miller-Knox.
 - Install a new four-panel information panel on the Isabel Street side of Point Isabel.
 - Maintain clear and accessible pedestrian paths and fire trails at Berkeley Meadow and the North Basin Strip, and ensure that the fence line and fire road around the Albany Plateau are free of weeds.
 - Retrofit the Brooks Island boat to facilitate the placement of oil spill boom when needed.

7. Point Pinole Regional Shoreline, San Pablo Bay, Wildcat Creek Trail
 - Complete minor improvements to the new Point Pinole group camp and begin year-round operation.
 - Fund waste disposal services and provide extra staff assistance for volunteer cleanup, vegetation management, and IPM projects.
 - Use Measure CC funds to continue the tree thinning project at Point Pinole.

Page Intentionally Left Blank

OPERATIONS DIVISION

INTERPRETIVE & RECREATION SERVICES DEPARTMENT

The Interpretive & Recreation Services Department includes the budgets for the Interpretive Services Administration and Recreation Services units.

	2007 ACTUAL	2008 ACTUAL	2009 BUDGET	2010 BUDGET	Change
OPERATING BUDGET:					
Personnel Services	\$ 6,533,147	\$ 7,352,883	\$ 8,246,383	\$ 8,027,817	-2.7%
Supplies	468,704	496,509	513,025	511,014	-0.4%
Services	1,217,202	1,279,188	1,442,132	1,058,513	-26.6%
Equipment	-	32,012	-	-	0.0%
Intra-District Charges	-	13,600	-	3,733	0.0%
Total	\$ 8,219,054	\$ 9,174,191	\$ 10,201,540	\$ 9,601,077	-5.9%
CAPITAL BUDGET:					
Personnel Services	\$ -	\$ 1,609	\$ -	\$ -	0.0%
Supplies	3,008	4,956	-	-	0.0%
Services	14,652	26,655	40,000	-	-100.0%
Land, Construction	10,318	74,236	-	-	0.0%
Total	\$ 27,978	\$ 107,457	\$ 40,000	\$ -	-100.0%
Subtotal Operating/Capital	\$ 8,247,032	\$ 9,281,648	\$ 10,241,540	\$ 9,601,077	-6.3%
UNITS:					
Administration	\$ 640,079	\$ 747,570	\$ 750,802	\$ 359,244	-52.2%
Interpretive Services	5,866,861	6,200,460	6,873,503	6,555,142	-4.6%
Recreation	1,740,092	2,333,618	2,617,235	2,686,691	2.7%
Total	\$ 8,247,032	\$ 9,281,648	\$ 10,241,540	\$ 9,601,077	-6.3%
FUNDING SOURCES:					
101 General Fund	\$ 7,993,429	\$ 8,921,390	\$ 9,926,621	\$ 9,473,833	-4.6%
220 Two County LLD	124,008	130,238	140,097	-	-100.0%
226 Measure CC	101,617	122,564	134,822	127,244	-5.6%
333 Capital	10,318	75,661	-	-	0.0%
336 OTA Projects	17,660	31,796	40,000	-	-100.0%
Total	\$ 8,247,032	\$ 9,281,648	\$ 10,241,540	\$ 9,601,077	-6.3%
STAFFING:					
Regular/Permanent	61.75	68.25	70.75	71.75	1.00
Seasonal/Temporary	15.66	15.66	16.16	15.66	-0.50
Total	77.41	83.91	86.91	87.41	0.50

OPERATIONS DIVISION- INTERPRETIVE & RECREATION SERVICES

ADMINISTRATION

ROLE

The Interpretive and Recreation Services Department provides educational and recreational programs and services to the residents of Alameda and Contra Costa Counties. The mission of the department is to reach the broadest possible audience with naturalist and recreation services. The department seeks to produce outstanding environmental education programs and outdoor activities through direct services; it is also responsible for self-guided learning experiences through interpretive publications, wayside panels, and visitor center exhibits. Staff provides support for the District's mission of educating the public about natural and cultural resources, ecological dependence, environmental responsibility, and healthy recreational uses of parklands. The department continues to develop programs to increase public awareness of the East Bay Regional Park District per the 1997 Master Plan.

BUDGET SUMMARY

	2007 ACTUAL	2008 ACTUAL	2009 BUDGET	2010 BUDGET	Change
OPERATING BUDGET:					
Personnel Services	\$ 173,672	\$ 218,946	\$ 294,133	\$ 281,657	-4.2%
Supplies	14,845	11,931	6,993	5,785	-17.3%
Services	451,562	443,537	449,676	71,802	-84.0%
Total	\$ 640,079	\$ 674,414	\$ 750,802	\$ 359,244	-52.2%
CAPITAL BUDGET:					
Land, Construction	\$ -	\$ 73,156	\$ -	\$ -	0.0%
Total	\$ -	\$ 73,156	\$ -	\$ -	0.0%
Subtotal Operating/Capital	\$ 640,079	\$ 747,570	\$ 750,802	\$ 359,244	-52.2%
UNIT:					
Administration	\$ 640,079	\$ 747,570	\$ 750,802	\$ 359,244	-52.2%
Total	\$ 640,079	\$ 747,570	\$ 750,802	\$ 359,244	-52.2%
FUNDING SOURCES:					
101 General Fund	\$ 531,457	\$ 558,983	\$ 629,600	\$ 359,244	-42.9%
220 Two County LLD	108,622	115,431	121,202	-	-100.0%
333 Capital	-	73,156	-	-	0.0%
Total	\$ 640,079	\$ 747,570	\$ 750,802	\$ 359,244	-52.2%
STAFFING:					
Regular/Permanent	1.00	1.75	1.75	1.75	0.00
Seasonal/Temporary	0.00	0.00	0.00	0.00	0.00
Total	1.00	1.75	1.75	1.75	0.00

ONGOING OBJECTIVES

1. Provide a variety of interpretive and recreation programs for the public. Establish new programs that are developed and executed collaboratively. Emphasize collaboration with other District departments; including the Public Safety based Aquatics Unit, Public Affairs, Stewardship, and Design.

2. Increase collaborative partnerships with community organizations to achieve outreach goals by providing outdoor recreation and environmental education experiences for underserved populations; Increase opportunities for underserved communities by 10%.
3. Conduct oral and video histories, as time, funding, and priorities permit.
4. Continue relationship with Bay Nature magazine to produce four articles featuring the Park District's flora, fauna and rich cultural history.
5. Participate in the planning stages with Design Department of the Point Pinole, Coyote Hills, and Delta Science Center interpretive facilities development process.

2010 OBJECTIVES

1. Implement a cost recovery strategy to enhance revenue goals and improve attendance and participation in priority fee and non-fee based programs
2. Develop a collaborative program delivery strategy with Oakland Strokes and other nonprofits to implement interpretive and recreation programs upon opening of the Tidewater Aquatic Center.
3. Increase school, park and community-based event educational outreach through the use of the mobile fish exhibit and the mobile visitor center-
4. Implement a district-wide volunteer management strategy to improve volunteer opportunities and services.
5. Serve as the public agency pilot project partner for the multimedia public television KQED QUEST scientific literacy program and the on-line Harvard University based Encyclopedia of Life, citizen science monitoring project.
6. Develop a recreational or interpretive program assessment instrument in conjunction with San Francisco State University using Park District user demographic data to identify target audiences.

Exhibit Design

ONGOING OBJECTIVES

- Design new outdoor interpretive panels, indoor exhibits, and publications to address specific District needs.
- Make site visits to evaluate and update the information and condition of all existing outdoor panels and visitor center exhibits. Develop work plans for panels and exhibits with regular status reports to park staff.
- Research educational, design and program opportunities incorporating new technologies and communications standards (QUEST).

2010 OBJECTIVES

- Complete the interpretive exhibits at the Train Station Visitor Center at Ardenwood.
- Complete the “Water Process Room” at the Tilden Nature Area Visitor Center. Install a new lighting system for the two exhibit halls and renovate existing exhibits.
- Collaborate with contractors and District staff on the design of the Mobile Visitor Center.

**OPERATIONS DIVISION-
INTERPRETIVE & RECREATION SERVICES**

INTERPRETIVE SERVICES UNIT

ROLE

The Interpretive Services Unit builds personal relationships between the public and their cultural and natural resources; striving to foster a greater understanding and stewardship among all residents of the East Bay. Interpretive Services operates Ardenwood Historic Farm Regional Preserve and Tilden Nature Area as well as visitor centers at Black Diamond Regional Preserve, Crab Cove Marine Reserve, Coyote Hills Regional Park, and Sunol Regional Wilderness. Interpretive staff assigned to five of the visitor centers are also responsible for geographic sectors of the Park District in which they provide interpretive services for all sixty-five parks, conduct environmental education programs, coordinate special events, and maintain active docent programs. The Unit conducts oral and video histories and manages a region-wide mobile education program, creating a wide array of educational and inspirational opportunities for park visitors, school children and the community.

BUDGET SUMMARY

	2007 ACTUAL	2008 ACTUAL	2009 BUDGET	2010 BUDGET	Change
OPERATING BUDGET:					
Personnel Services	\$ 5,018,077	\$ 5,319,198	\$ 5,928,910	\$ 5,671,513	-4.3%
Supplies	355,369	375,429	378,813	356,769	-5.8%
Services	483,097	454,067	565,780	523,127	-7.5%
Equipment	-	32,012	-	-	0.0%
Intra-District Charges	-	13,600	-	3,733	0.0%
Total	\$ 5,856,543	\$ 6,194,306	\$ 6,873,503	\$ 6,555,142	-4.6%
CAPITAL BUDGET:					
Personnel Services	\$ -	\$ 558	\$ -	\$ -	0.0%
Supplies	-	16	-	-	0.0%
Services	-	4,500	-	-	0.0%
Land, Construction	10,318	1,080	-	-	0.0%
Total	\$ 10,318	\$ 6,154	\$ -	\$ -	0.0%
Subtotal Operating/Capital	\$ 5,866,861	\$ 6,200,460	\$ 6,873,503	\$ 6,555,142	-4.6%
DEPARTMENTS:					
Interpretive Services	\$ 5,866,861	\$ 6,200,460	\$ 6,873,503	\$ 6,555,142	-4.6%
Total	\$ 5,866,861	\$ 6,200,460	\$ 6,873,503	\$ 6,555,142	-4.6%
FUNDING SOURCES:					
101 General Fund	\$ 5,739,540	\$ 6,056,935	\$ 6,719,786	\$ 6,427,898	-4.3%
220 Two County LLD	15,386	14,807	18,895	-	-100.0%
226 Measure CC	101,617	122,564	134,822	127,244	-5.6%
333 Capital	10,318	1,453	-	-	0.0%
336 OTA Projects	-	4,701	-	-	0.0%
Total	\$ 5,866,861	\$ 6,200,460	\$ 6,873,503	\$ 6,555,142	-4.6%
STAFFING:					
Regular/Permanent	48.25	49.50	50.50	51.500	1.00
Seasonal/Temporary	11.41	11.41	11.91	11.413	-0.50
Total	59.66	60.91	62.41	62.913	0.50

ONGOING OBJECTIVES

1. Maintain a rating of “highly satisfied” for all interpretive programs delivered to individuals, families, school groups, teachers and community organizations by collecting feedback from participants and incorporating new industry standards.
2. Coordinate special events to compliment the mission of the District; evaluate special events to meet recreational trends, participation rates and customer satisfaction.
3. Serve as a leader in science education by developing an Educators Academy to support professional development for teachers.
4. Develop a planning framework for creating interpretive panels for parks and trails; collaborate with Exhibit Design and Stewardship.

2010 OBJECTIVES

1. Enhance the District Docent program to maintain the current number of docents, enrich visitor experience, and connect residents to new park experiences.
2. Examine Visitor Center retail operations by evaluating merchandise sales and product history, inventory and asset policies, and industry trends; provide recommendations for future retail programs.
3. Evaluate cost recovery policies and procedures for interpretive programs and special events.
4. Launch a public program for delivering interpretive services utilizing the Mobile Fish Exhibit; collaborate with other departments and agencies, complete the education curriculum for school programs and classroom involvement and a mobile educational exhibit interpretive plan.
5. Implement the pilot program for delivering programs and services through the Mobile Visitor Center; review draft programming plan and develop final program standards.
6. Collaborate with Camp Arroyo education staff to update environmental education curriculum and enhance educational opportunities and staff training; evaluate programs and services offered in collaboration with Chabot Space and Science Center.

INTERPRETIVE VISITOR CENTER’S SPECIFIC OBJECTIVES

1. Ardenwood Historic Farm Regional Preserve
 - Coordinate the dedication and opening of the Train Station Visitor Center in cooperation with Public Affairs and other District departments.
 - Continue researching the feasibility of adding new special events that are compatible with the park theme, and addressing event parameters, planning teams, revenue generation, and relationship to existing programs.

-
-
- Strengthen Ardenwood's educational program by increasing and improving communication systems with primary users; seek partnerships with Fremont, Newark and New Haven school districts to enable interpretive programs to remain at capacity.
 - Collaborate with organizations and agencies to promote local agriculture and small farm production; incorporate Ardenwood for demonstration activities.
2. Northwest Interpretive Sector (based at Tilden Nature Area)
- Strengthen outreach efforts to under-served youth in West Contra Costa County by piloting ten sessions of a new after-school program in Richmond focusing on environmental stewardship; conduct an assessment of the program's effectiveness.
 - Continue the "Teen Eco-Action Week" service-learning program that introduces youth to resource restoration activities and career exploration in the parks; seek sources of grant funding for the program.
 - Explore the feasibility of designing, developing and installing a new interactive milking exhibit at Little Farm to increase visitor understanding of dairy production from the farm to the home.
 - Coordinate the completion of active EEC exhibit hall projects: finish ceiling, flooring and lighting improvements in collaboration with Exhibit Design and Maintenance; replace two photo-murals in watershed hall with custom, hand-painted murals; finalize exhibit plan for "water process" hall by developing exhibit topics, research and text-writing.
3. Northeast Interpretive Sector/Black Diamond Mines Visitor Center
- Explore the feasibility of developing new special events at under-used regional parks such as Bay Point Wetlands; including private funding sponsorship sources to support event expenditures and marketing.
 - Enhance the Hazel-Atlas Mine tour visitor experience by increasing access and visitor connection to the temporary visitor center.
 - Increase the number of programs and services at Big Break Regional Park by 10%; continue to integrate docents into interpretive programming with naturalist staff at Big Break; collaborate with Recreation Services staff to provide two interpretive kayak pilot programs at Big Break Regional Shoreline.
 - Continue participating in creek and coastal clean-up events in collaboration with Recreation Services staff, local agencies and citizen groups; identify two regional outreach opportunities to provide programs and services.
4. Central Interpretive Sector/Crab Cove Visitor Center
- Evaluate naturalist and school programs provided to the West Oakland community as a component of the services offered at Middle Harbor Regional Park.

-
-
- Continue with restoration of native vegetation to enhance habitat for endangered Clapper Rails; establish new “Seedlings to Plant” program in local middle/high school science classes where students will raise Grindelia seedlings for the school and public volunteers to plant at the restoration site; collaborate with other departments and agencies.
 - Explore the feasibility of developing a Bay friendly coastal prairie demonstration garden. Phase one will create a landscape plan including budget, implementation and proposed timeline. The garden will restore pride, native insects, and beauty to the exterior of the visitor center.
 - Explore opportunities to include media and technology connections between visitors and interpretive and environmental education.
5. Southwest Interpretive Sector/Coyote Hills Visitor Center
- Provide visitor services at Garin Regional Park; staffing a seasonal visitor center and strengthening the relationship between residents and their natural resources.
 - Explore the feasibility of a weeklong nature/science camp with Recreation Services.
 - Finalize the education curriculum on Native American studies for elementary school teachers; seek teacher feedback and implement new programs with up to six schools.
 - Evaluate services and programs offered within the Coyote Hills Visitor Center including but not limited to operating hours in spring and summer, exhibit design, staffing levels.
6. Southeast Interpretive Sector/Sunol Visitor Center
- Collaborate with Sustainable Agriculture Education (SAGE) and their local science teacher advisory group to pilot educational programs utilizing the SFPUC and regional parks; assist with the completion of the educational curriculum including pre and post visit classroom trips.
 - Evaluate services and programs offered at Del Valle Regional Park including but not limited to visitors of the overnight campground and day use facilities; provide recommendation for enhancing visitor experiences at Del Valle Park.
 - Collaborate with other departments and agencies to provide new interpretive programs linking science and multi-media technologies such as GPS, PowerPoint, Ipod, digital mapping, digital photography, webcams and questing.
 - Explore the feasibility of developing new special events in collaboration with Recreation Services at under-used regional parks; including private funding sponsorship sources to support event expenditures and marketing.

**OPERATIONS DIVISION-
INTERPRETIVE & RECREATION SERVICES**

RECREATION SERVICES

ROLE

The Recreation Services Unit provides recreational services to the public through programs, classes, and support activities. The role of the unit is to promote, produce, and facilitate recreational activities for park visitors that are compatible with the mission of the District. The unit coordinates more than 15 special events each year, serving special populations as well as the general public, and provides a wide variety of recreation programs, including skills classes, adventure trips, and day camp programs. The unit also manages rental facilities, which include the Brazilian Room, Fern Cottage, Martin Luther King Jr. Shoreline Center, Temescal Beach House and Camp Arroyo. In addition, the unit manages the District's campground reservations and program registration system, our District-wide volunteer program, and our subsidized bus transportation program for groups serving seniors, individuals with disabilities, and low income families.

BUDGET SUMMARY

	2007 ACTUAL	2008 ACTUAL	2009 BUDGET	2010 BUDGET	Change
OPERATING BUDGET:					
Personnel Services	\$ 1,341,398	\$ 1,814,739	\$ 2,023,340	\$ 2,074,647	2.5%
Supplies	98,491	109,150	127,219	148,460	16.7%
Services	282,543	381,584	426,676	463,584	8.7%
Total	\$ 1,722,432	\$ 2,305,472	\$ 2,577,235	\$ 2,686,691	4.2%
CAPITAL BUDGET:					
Personnel Services	\$ -	\$ 1,051	\$ -	\$ -	0.0%
Supplies	3,008	4,940	-	-	0.0%
Services	14,652	22,155	40,000	-	-100.0%
Total	\$ 17,660	\$ 28,146	\$ 40,000	\$ -	-100.0%
Subtotal Operating/Capital	\$ 1,740,092	\$ 2,333,618	\$ 2,617,235	\$ 2,686,691	2.7%
DEPARTMENTS:					
Recreation	\$ 1,740,092	\$ 2,333,618	\$ 2,617,235	\$ 2,686,691	2.7%
Total	\$ 1,740,092	\$ 2,333,618	\$ 2,617,235	\$ 2,686,691	2.7%
FUNDING SOURCES:					
101 General Fund	\$ 1,722,432	\$ 2,305,472	\$ 2,577,235	\$ 2,686,691	4.2%
333 Capital	-	1,051	-	-	0.0%
336 OTA Projects	17,660	27,095	40,000	-	-100.0%
Total	\$ 1,740,092	\$ 2,333,618	\$ 2,617,235	\$ 2,686,691	2.7%
STAFFING:					
Regular/Permanent	12.50	17.00	18.50	18.50	0.00
Seasonal/Temporary	4.25	4.25	4.25	4.25	0.00
Total	16.75	21.25	22.75	22.75	0.00

ONGOING OBJECTIVES

1. Provide a wide range of outdoor recreation programs serving the needs of special populations and low-income residents as well as a variety of revenue generating programs and market-oriented recreation.
2. Collaborate with interpretive and aquatic staff to develop and implement new programs in support of the District's mission.
3. Coordinate with outside agencies and private partners to offer additional outdoor recreation opportunities and joint programs in Regional Parks.
4. Provide a high level (95% satisfaction) of customer service for camping, picnic, special event and facility reservations and program registration through the District's online registration system and reservations staff.
5. Evaluate, coordinate and support expansion of volunteer opportunities throughout the District. Coordinate signature volunteer events such as the Annual Volunteer Recognition Dinner, Coastal Cleanup Day and Earth Day.
6. Ensure high quality bus transportation for qualifying school groups, seniors, at-risk youth, and disabled populations. Provide Fishing Derbies for disabled, underserved, and senior populations.
7. Coordinate, support, and evaluate District-wide special events such as the Senior Picnic and music festivals.

2010 OBJECTIVES

1. Provide day camp opportunities to more than 450 youth through the District's Park'n It Summer Day Camp and Park'n It Leader in Training programs.
2. Offer six overnight youth camps for over 300 participants in partnership with community organizations serving at-risk and low-income youth.
3. Implement the first year objectives of the Recreation Service's five-year strategic plan.
4. Provide subsidized transportation services for over 18,000 park program users.
5. Upgrade CLASS software system from 6.04 to 7.0 and implement the use of the Crystal reports server to automatically distribute routine reports thereby reducing Reservations staff time by 10%.
7. Provide a central leadership role in the Martin Luther King Jr. Day restoration and cleanup event in collaboration with the Park Operations Department and the Interpretive Services Unit.
8. Complete an assessment and productivity evaluation of the collective District volunteer programs.

**OPERATIONS DIVISION-
INTERPRETIVE & RECREATION SERVICES**

RECREATION SERVICES

9. Develop a facilities use and improvement plan for Camp Arroyo in collaboration with the Maintenance and Skilled Trades Department.

10. Plan a collaborative Recreation Unit and Interpretive Services Unit sea kayaking pilot program for the Tidewater Aquatic Center and Delta Science Center Facilities.

Page Intentionally Left Blank

OPERATIONS DIVISION
MAINTENANCE & SKILLED TRADES DEPARTMENT

The Maintenance and Skilled Trades Department is staffed by 68 predominately journey-level regular employees. They maintain and make upgrades to the District's roads, trails, equipment, buildings and utilities year round in support of the District's mission to provide suitable and safe facilities for both the public and District employees. In support of that mission, the Department is guided by and adheres to building and health codes, environmental regulations and District policy. The Department is decentralized and operates out of the District main office and the North and South County Corporation Yards. It is divided into three units: Maintenance Administration, Fleet Management, Roads and Sanitation and Trades.

	2007 ACTUAL	2008 ACTUAL	2009 BUDGET	2010 BUDGET	Change
OPERATING BUDGET:					
Personnel Services	\$ 5,973,574	\$ 7,207,330	\$ 8,175,190	\$ 7,917,845	-3.1%
Supplies	1,923,282	2,338,553	2,056,455	2,573,800	25.2%
Services	1,555,657	1,185,129	1,569,954	1,335,072	-15.0%
Equipment	1,056,940	1,454,685	2,019,836	1,317,000	-34.8%
Intra-District Charges	-	527,900	-	163,834	0.0%
Total	\$ 10,509,453	\$ 12,713,597	\$ 13,821,435	\$ 13,307,551	-3.7%
CAPITAL BUDGET:					
Personnel Services	\$ 507,295	\$ 196,101	\$ 294,507	\$ 221,616	-24.8%
Supplies	140,871	116,768	-	-	0.0%
Services	806,789	143,194	1,179,920	162,787	-86.2%
Land, Construction	574,236	2,402,065	100,000	-	-100.0%
Total	\$ 2,029,192	\$ 2,858,127	\$ 1,574,427	\$ 384,403	-75.6%
Subtotal Operating/Capital	\$ 12,538,645	\$ 15,571,724	\$ 15,395,862	\$ 13,691,954	-11.1%
					0.0%
UNITS:					
Administration	\$ 1,812,794	\$ 2,344,081	\$ 1,466,578	\$ 1,166,723	-20.4%
Fleet Mgmt, Roads & Sanitation	7,465,713	9,231,874	9,159,848	8,415,497	-8.1%
Trades	3,260,138	3,995,768	4,769,436	4,109,734	-13.8%
Total	\$ 12,538,645	\$ 15,571,724	\$ 15,395,862	\$ 13,691,954	-11.1%
FUNDING SOURCES:					
101 General Fund	\$ 9,964,823	\$ 12,106,160	\$ 12,240,771	\$ 11,708,963	-4.3%
220 Two County LLD	528,654	598,019	732,479	505,380	-31.0%
221 ECCC LLD	15,977	9,419	53,671	45,244	-15.7%
226 Measure CC	-	-	194,514	35,964	-81.5%
333 Capital	964,009	2,519,876	100,000	8,364	-91.6%
336 OTA Projects	1,065,183	338,250	1,474,427	376,039	-74.5%
554 Equip Replacement	-	-	600,000	1,012,000	68.7%
Total	\$ 12,538,645	\$ 15,571,724	\$ 15,395,862	\$ 13,691,954	-11.1%
STAFFING:					
Regular/Permanent	63.98	69.93	70.23	70.37	0.14
Seasonal/Temporary	0.00	0.00	1.00	1.00	0.00
Total	63.98	69.93	71.23	71.37	0.14

OPERATIONS DIVISION- MAINTENANCE & SKILLED TRADES

ADMINISTRATION

ROLE

The Maintenance Administration Unit provides management and direction for policies and practices relating to maintenance, contracting and encroachments. The unit administers and prioritizes work requests; maintains a database of completed work to provide task and cost analyses for each job; maintains a database of District's structures for condition assessment and maintenance planning; ensures open and inclusive public processes by issuing encroachment permits to park neighbors, private entities and public agencies; contracts out major maintenance work and provides professional maintenance and construction advice to District staff.

BUDGET SUMMARY

	2007 ACTUAL	2008 ACTUAL	2009 BUDGET	2010 BUDGET	Change
OPERATING BUDGET:					
Personnel Services	\$ 558,306	\$ 701,268	\$ 564,225	\$ 610,856	8.3%
Supplies	31,981	14,500	59,388	59,388	0.0%
Services	757,589	320,907	528,647	488,115	-7.7%
Equipment	-	14,208	29,150	-	-100.0%
Total	\$ 1,347,875	\$ 1,050,883	\$ 1,181,410	\$ 1,158,359	-2.0%
CAPITAL BUDGET:					
Personnel Services	\$ 168	\$ 33,151	\$ 85,168	\$ 8,364	-90.2%
Supplies	58,642	111,663	-	-	0.0%
Services	43,296	1,263	100,000	-	-100.0%
Land, Construction	362,812	1,147,122	100,000	-	-100.0%
Total	\$ 464,918	\$ 1,293,199	\$ 285,168	\$ 8,364	-97.1%
Subtotal Operating/Capital	\$ 1,812,794	\$ 2,344,081	\$ 1,466,578	\$ 1,166,723	-20.4%
UNIT:					0.0%
Administration	\$ 1,812,794	\$ 2,344,081	\$ 1,466,578	\$ 1,166,723	-20.4%
Total	\$ 1,812,794	\$ 2,344,081	\$ 1,466,578	\$ 1,166,723	-20.4%
FUNDING SOURCES:					
101 General Fund	\$ 1,347,875	\$ 1,050,883	\$ 1,181,410	\$ 1,158,359	-2.0%
333 Capital	362,980	1,180,272	100,000	8,364	-91.6%
336 OTA Projects	101,938	112,926	185,168	-	-100.0%
Total	\$ 1,812,794	\$ 2,344,081	\$ 1,466,578	\$ 1,166,723	-20.4%
STAFFING:					
Regular/Permanent	5.00	5.00	5.00	5.00	0.00
Seasonal/Temporary	0.00	0.00	0.00	0.00	0.00
Total	5.00	5.00	5.00	5.00	0.00

ONGOING OBJECTIVES

1. Review all requests from District staff for repairs or replacement of structures, infrastructure and equipment. Prioritize those projects on a District-wide basis, focusing on public service and employee safety.

2. Maintain procedures to ensure that maintenance projects and approved encroachments are accomplished in accordance with environmental and jurisdictional regulations.
3. Advocate the use of green building design, construction and materials and seek more efficient, alternative fueled vehicles.
4. Provide assistance to District staff with maintenance, contracting and encroachment permit procedures and issues. Provide updated contracting and encroachment permit training for all Operations Division units and other District staff as requested. Ensure that all associated paperwork follows District policy and procedures. Maintain database of completed projects.
5. Work with Legal and Construction Departments to further update and standardize District Contract forms and contracting protocols.
6. Practice good customer service to District staff and the public. Request feedback from customers and respond appropriately to comments and concerns.

2010 OBJECTIVES

1. Act as lead department for the Sustainability Committee and work with other District staff to complete operational guidelines based on the Board adopted Sustainability Policy.
2. Construct upgrades at the Brazilian Room in Tilden Park by removing existing spray-on ceiling material and replacing it with an acoustic fabric system.
3. Refine the encroachment permit application process to include website access information.
4. Develop a list of proposed Major Maintenance projects to be funded through capital, grants and major maintenance programs by January 2010. Projects that fall within the scope of activities of the Maintenance & Skilled Trades Department will be completed in-house; other projects will be contracted out under the direction of the Maintenance Administrative unit.

2010 PERFORMANCE MEASUREMENTS

1. Complete or be under contract for 50% of the Major Maintenance projects by June and 85% by October every year. The Contract/Encroachment Supervisor will measure the effectiveness of the Major Maintenance Program through a monthly report to the Capital Projects group which culminates in a final reporting of all project work and associated costs by February 1 the following year.

**OPERATIONS DIVISION-
MAINTENANCE & SKILLED TRADES**

**FLEET MANAGEMENT, ROADS &
SANITATION UNIT**

ROLE

The Fleet Management, Roads & Sanitation Unit has District-wide responsibilities and duties in five major areas - Fleet Management Services, Pavement Maintenance and Preservation Program (PMPP), Roads and Trails Maintenance and Construction, Sanitation services, and the Recycling Program. By performing grading, paving, drainage and erosion control, the thirteen-member Roads and Trails crew significantly contributes to the overall maintenance of the District's system of trails and parklands. The five-member Sanitation crew services and maintains chemical toilets, holding tanks, septic systems, and manages the District-wide Recycling Program. The fifteen-member Equipment Maintenance staff manage and service a fleet of vehicles, landscaping equipment, trailers, heavy equipment, police vehicles, and fire apparatus, which altogether number over 550 units. The three-member Administrative staff oversees the Unit's activities, effectively manages several budgets, issues, administers, and oversees PMPP contracts, and ensures compliance with numerous regulatory requirements. The Unit assists in the management, maintenance and restoration of parklands so that they retain their important scenic, natural and cultural values.

BUDGETSUMMARY

	2007 ACTUAL	2008 ACTUAL	2009 BUDGET	2010 BUDGET	Change
OPERATING BUDGET:					
Personnel Services	\$ 3,349,632	\$ 3,876,350	\$ 4,280,494	\$ 4,136,981	-3.4%
Supplies	1,523,112	1,833,202	1,634,490	2,123,791	29.9%
Services	464,449	441,405	713,194	541,104	-24.1%
Equipment	1,016,504	1,330,403	1,951,750	1,317,000	-32.5%
Intra-District Charges	-	519,300	-	133,834	0.0%
Total	\$ 6,353,698	\$ 8,000,660	\$ 8,579,928	\$ 8,252,710	-3.8%
CAPITAL BUDGET:					
Personnel Services	\$ 132,264	\$ 59,568	\$ -	\$ -	0.0%
Supplies	82,060	3,934	-	-	0.0%
Services	756,183	89,238	579,920	162,787	-71.9%
Land, Construction	141,508	1,078,475	-	-	0.0%
Total	\$ 1,112,015	\$ 1,231,214	\$ 579,920	\$ 162,787	-71.9%
Subtotal Operating/Capital	\$ 7,465,713	\$ 9,231,874	\$ 9,159,848	\$ 8,415,497	-8.1%
DEPARTMENTS:					
Fleet Mgmt, Roads & Sanitation	\$ 7,465,713	\$ 9,231,874	\$ 9,159,848	\$ 8,415,497	-8.1%
Total	\$ 7,465,713	\$ 9,231,874	\$ 9,159,848	\$ 8,415,497	-8.1%
FUNDING SOURCES:					
101 General Fund	\$ 5,809,068	\$ 7,399,205	\$ 7,047,150	\$ 6,702,102	-4.9%
220 Two County LLD	528,654	592,516	731,162	505,380	-30.9%
221 ECCC LLD	15,977	8,939	33,363	24,308	-27.1%
226 Measure CC	-	-	168,253	8,920	-94.7%
333 Capital	156,860	1,122,343	-	-	0.0%
336 OTA Projects	955,156	108,871	579,920	162,787	-71.9%
554 Equip Replacement	-	-	600,000	1,012,000	68.7%
Total	\$ 7,465,713	\$ 9,231,874	\$ 9,159,848	\$ 8,415,497	-8.1%
STAFFING:					
Regular/Permanent	34.91	36.04	36.21	36.55	0.34
Seasonal/Temporary	0.00	0.00	0.00	0.00	0.00
Total	34.91	36.04	36.21	36.55	0.34

ONGOING OBJECTIVES

1. Coordinate staff, equipment, and resources used to maintain the District's diversified system of parklands, trails, infrastructure, and equipment fleet. Replace vehicles and equipment on a planned basis. Purchase more fuel-efficient vehicles, and reduce engine emissions.
2. Comply with applicable codes, laws, and agreements that regulate the activities of the Unit. Submit annual reports to the Regional Water Quality Control Board, the Bureau of Automotive Repair, California Air Resources Board, local Sanitary Districts, and County Environmental Health departments. Maintain required documents and training records for annual and biennial inspections conducted by oversight agencies.
3. Maintain the District's diversified network of fire roads, paved trails, roads, and parking lots in a serviceable condition. Reduce soil erosion and improve drainage structures. Perform preventive maintenance as funding allows. Undertake maintenance and renovation projects utilizing funding as may be available through various sources, such as Measure CC, tenant and concessionaire maintenance funds, zones of benefit, capital project funds and grants.
4. Administer the Pavement Maintenance and Preservation Program. Annually forecast asphalt paving budget needs. Initiate and manage repair and preservation contracts.
5. Practice good customer service to District staff and the public. Request feedback from customers and respond appropriately to comments and concerns.

2010 OBJECTIVES

1. Complete five ADA-accessibility improvement construction projects.
2. To comply with the District's Sustainability Policy to reduce the total tonnage of landfill materials by 75%, assist District staff in developing specific ways to track the amount of recyclable items being diverted and to report on that progress through regular monthly reports. Increase public education, encourage staff participation, and provide quarterly reporting to management staff and Board Committee.
3. Purchase several major equipment items slated for replacement, identified on the Major Equipment Replacement Schedule, Fund 554.

2010 PERFORMANCE MEASURES

1. Increase the number of District recycling bins by 10% per year through 2015 to expand the District's Recycling Program, as funding allows. Install 20 new containers in parks in 2010.
2. Improve the condition of the District's network of paved trails, roads and parking lots and increase overall District-wide Pavement Condition Index to 68, as funding allows. Calculate and report changes in PCI. Prepare for the 2011 pavement condition field survey.

**OPERATIONS DIVISION-
MAINTENANCE & SKILLED TRADES**

TRADES

ROLE

The Trades Unit is comprised of 25 journey-level Skilled Trades' staff members on three crews who repair and maintain the District's buildings and utilities infrastructure. Trades staff responds to all maintenance emergencies, performs preventative maintenance, and makes upgrades as needed to systems and structures to meet building codes, expand public use opportunities, improve access and use of parks in support of the District's mission. The two-member Administrative staff oversees the aforementioned activities; tracks data entry for work requests; maintains a database of all work completed via the Work Request system; manages budgets; and addresses compliance and regulatory requirements. The Administrative staff is also responsible for annual inspections of all District concession facilities and park security residences.

BUDGET SUMMARY

	2007 ACTUAL	2008 ACTUAL	2009 BUDGET	2010 BUDGET	Change
OPERATING BUDGET:					
Personnel Services	\$ 2,065,636	\$ 2,629,712	\$ 3,330,471	\$ 3,170,008	-4.8%
Supplies	368,189	490,852	362,577	390,621	7.7%
Services	333,619	422,817	328,113	305,853	-6.8%
Equipment	40,436	110,074	38,936	-	-100.0%
Intra-District Charges	-	8,600	-	30,000	0.0%
Total	\$ 2,807,880	\$ 3,662,054	\$ 4,060,097	\$ 3,896,482	-4.0%
CAPITAL BUDGET:					
Personnel Services	\$ 374,864	\$ 103,382	\$ 209,339	\$ 213,252	1.9%
Supplies	168	1,171	-	-	0.0%
Services	7,310	52,693	500,000	-	-100.0%
Land, Construction	69,916	176,468	-	-	0.0%
Total	\$ 452,258	\$ 333,714	\$ 709,339	\$ 213,252	-69.9%
Subtotal Operating/Capital	\$ 3,260,138	\$ 3,995,768	\$ 4,769,436	\$ 4,109,734	-13.8%
UNIT:					
Trades	\$ 3,260,138	\$ 3,995,768	\$ 4,769,436	\$ 4,109,734	-13.8%
Total	\$ 3,260,138	\$ 3,995,768	\$ 4,769,436	\$ 4,109,734	-13.8%
FUNDING SOURCES:					
101 General Fund	\$ 2,807,880	\$ 3,656,072	\$ 4,012,211	\$ 3,848,502	-4.1%
220 Two County LLD	-	5,503	1,317	-	-100.0%
221 ECCC LLD	-	480	20,308	20,936	3.1%
226 Measure CC	-	-	26,261	27,044	3.0%
333 Capital	444,169	217,261	-	-	0.0%
336 OTA Projects	8,089	116,453	709,339	213,252	-69.9%
Total	\$ 3,260,138	\$ 3,995,768	\$ 4,769,436	\$ 4,109,734	-13.8%
STAFFING:					
Regular/Permanent	24.07	28.89	29.02	28.82	-0.20
Seasonal/Temporary	0.00	0.00	1.00	1.00	0.00
Total	24.07	28.89	30.02	29.82	-0.20

ONGOING OBJECTIVES

1. Ensure permit and safety compliance for construction and maintenance projects. Work with Risk Management to implement standard operating procedures and work rules for District employees.
2. Evaluate and prioritize work requested from District staff. Immediately respond to health and safety emergencies to ensure continual operation of District facilities and structures.
3. Annually inspect concession facilities, park security residences and other District structures. Identify existing District structures that should be remodeled and/or repaired for code compliance and future revenue enhancement.
4. Practice good customer service to District staff and the public. Request feedback from customers and respond appropriately to comments and concerns.

2010 OBJECTIVES

1. Remodel the Kennedy Grove public restroom for ADA compliance. Increase the capacity by expanding the existing restroom footprint into the obsolete vending machine area.
2. Upgrade the water system at Brushy Peak to provide reliable potable water to the residence and staging area.
3. Design and build six ADA compliant portable toilets.

2010 PERFORMANCE MEASURES

1. To remove barriers to critical programs, activities and services as identified by the District's ADA 20 year Transition Plan, complete at least five major "A" priority ADA projects as identified in ParkView in 2010.
2. Upgrade 28 of the existing 46 District wastewater stations to link them ***electronically to Supervisory Control and Data Acquisition (SCADA)*** systems by 2020, as funding allows. Upgrade three wastewater pumping station control panels and the associated wireless connections from the park site to the South County Corporation yard ***in 2010***.

OPERATIONS DIVISION

BUDGET BY UNIT/PARK LOCATION

Unit/Location	Personnel				Total
	Services	Supplies	Services	Equipment	
OPERATIONS DIVISION					
Administration					
Budget 2009	1,104,596	20,375	67,341	16,144	1,208,456
Budget 2010	1,059,833	36,519	1,764,087 *	0	2,860,439
% Change	-4.1%	79.2%	2519.6%	-100.0%	136.7%
Community Resources (2009 budget resided in Interpretive & Recreation Services)					
Budget 2009	0	0	0	2,000	2,000
Budget 2010	0	0	347,848	0	347,848
% Change	0.0%	0.0%	0.0%	-50.0%	17342.4%
Total Operations Division					
Budget 2009	1,104,596	20,375	67,341	18,144	1,210,456
Budget 2010	1,059,833	36,519	2,111,935	0	3,209,287
% Change	-4.1%	79.2%	3036.2%	-94.5%	165.1%
PARK OPERATIONS DEPARTMENT					
Administration					
Budget 2009	653,742	186,745	378,655	0	1,219,142
Budget 2010	568,578	157,245	354,755	0	1,080,578
% Change	-13.0%	-15.8%	-6.3%	0.0%	-11.4%
INTERPRETIVE PARKLANDS UNIT					
Administrative					
Budget 2009	270,310	4,814	3,096	4,750	282,970
Budget 2010	257,317	4,680	2,896	17,444	282,337
% Change	-4.8%	-2.8%	-6.5%	267.2%	-0.2%
Bishop Ranch Open Space Regional Preserve					
Budget 2009	0	0	2,175	0	2,175
Budget 2010	0	0	2,175	0	2,175
% Change	0.0%	0.0%	0.0%	0.0%	0.0%
Black Diamond Mines Regional Preserve					
Budget 2009	400,703	19,471	62,022	0	482,196
Budget 2010	371,176	19,034	58,114	0	448,324
% Change	-7.4%	-2.2%	-6.3%	0.0%	-7.0%
Briones Regional Park					
Budget 2009	468,987	46,044	34,281	0	549,312
Budget 2010	447,628	44,169	32,176	0	523,973
% Change	-4.6%	-4.1%	-6.1%	0.0%	-4.6%
Calaveras Ridge Trail					
Budget 2009	51,037	1,714	0	12,600	65,351
Budget 2010	53,852	14,314	0	0	68,166
% Change	5.5%	735.1%	0.0%	-100.0%	4.3%
Coyote Hills Regional Park					
Budget 2009	572,241	46,387	80,807	0	699,435
Budget 2010	538,024	44,923	77,471	0	660,418
% Change	-6.0%	-3.2%	-4.1%	0.0%	-5.6%

OPERATIONS DIVISION

BUDGET BY UNIT/PARK LOCATION

Unit/Location	Personnel			Equipment	Total
	Services	Supplies	Services		
Dry Creek Pioneer Regional Park					
Budget 2009	192,590	15,692	10,775	0	219,057
Budget 2010	174,310	15,692	10,275	0	200,277
% Change	-9.5%	0.0%	-4.6%	0.0%	-8.6%
Dublin Hills					
Budget 2009	23,239	2,100	0	0	25,339
Budget 2010	23,523	2,100	0	0	25,623
% Change	1.2%	0.0%	0.0%	0.0%	1.1%
Garin Regional Park					
Budget 2009	422,621	34,037	39,367	77,280	573,305
Budget 2010	378,412	33,429	37,518	77,280	526,639
% Change	-10.5%	-1.8%	-4.7%	0.0%	-8.1%
Las Trampas Wilderness Regional Preserve					
Budget 2009	326,250	23,673	81,788	0	431,711
Budget 2010	313,996	22,151	76,609	0	412,756
% Change	-3.8%	-6.4%	-6.3%	0.0%	-4.4%
Las Trampas to Mt. Diablo					
Budget 2009	4,635	630	0	0	5,265
Budget 2010	4,635	630	0	0	5,265
% Change	0.0%	0.0%	0.0%	0.0%	0.0%
Mission Peak Regional Preserve					
Budget 2009	103,628	5,782	15,601	0	125,011
Budget 2010	100,134	5,514	14,486	0	120,134
% Change	-3.4%	-4.6%	-7.1%	0.0%	-3.9%
Morgan Territory Regional Preserve					
Budget 2009	94,908	4,059	15,547	0	114,514
Budget 2010	89,686	3,875	9,947	0	103,508
% Change	-5.5%	-4.5%	-36.0%	0.0%	-9.6%
Pleasanton Ridge Regional Park					
Budget 2009	339,724	17,342	29,740	0	386,806
Budget 2010	324,178	16,379	27,812	0	368,369
% Change	-4.6%	-5.6%	-6.5%	0.0%	-4.8%
Round Valley Regional Preserve					
Budget 2009	114,321	3,959	5,929	0	124,209
Budget 2010	112,950	3,959	5,929	0	122,838
% Change	-1.2%	0.0%	0.0%	0.0%	-1.1%
Sunol/Ohlone Regional Wilderness					
Budget 2009	523,642	28,967	33,065	0	585,674
Budget 2010	511,117	27,808	31,446	0	570,371
% Change	-2.4%	-4.0%	-4.9%	0.0%	-2.6%
Sycamore Valley Open Space Regional Preserve					
Budget 2009	108,115	2,197	3,295	0	113,607
Budget 2010	102,237	2,197	3,295	0	107,729
% Change	-5.4%	0.0%	0.0%	0.0%	-5.2%

OPERATIONS DIVISION

BUDGET BY UNIT/PARK LOCATION

Unit/Location	Personnel				Total
	Services	Supplies	Services	Equipment	
Total Interpretive Parklands Unit					
Budget 2009	4,016,951	256,868	417,488	94,630	4,785,937
Budget 2010	3,803,175	260,854	390,149	94,724	4,548,902
% Change	-5.3%	1.6%	-6.5%	0.1%	-5.0%
LAKES UNIT					
Administrative					
Budget 2009	280,639	1,317	3,869	19,400	305,225
Budget 2010	270,051	2,017	2,847	22,606	297,521
% Change	-3.8%	53.2%	-26.4%	16.5%	-2.5%
Arroyo Del Valle Camp					
Budget 2009	152,312	29,576	59,194	0	241,082
Budget 2010	0	0	0	0	0
% Change	-100.0%	-100.0%	-100.0%	0.0%	-100.0%
Brushy Peak Regional Preserve					
Budget 2009	105,812	1,653	6,908	0	114,373
Budget 2010	99,537	1,653	6,548	0	107,738
% Change	-5.9%	0.0%	-5.2%	0.0%	-5.8%
Del Valle Regional Park					
Budget 2009	1,403,772	144,668	190,564	19,300	1,758,304
Budget 2010	1,336,649	131,198	178,042	0	1,645,889
% Change	-4.8%	-9.3%	-6.6%	-100.0%	-6.4%
Lake Chabot Regional Park					
Budget 2009	796,719	50,589	75,268	0	922,576
Budget 2010	756,493	50,498	69,528	0	876,519
% Change	-5.0%	-0.2%	-7.6%	0.0%	-5.0%
Quarry Lakes					
Budget 2009	723,122	62,814	92,812	0	878,748
Budget 2010	668,844	60,541	87,081	0	816,466
% Change	-7.5%	-3.6%	-6.2%	0.0%	-7.1%
Shadow Cliffs					
Budget 2009	924,285	83,172	118,960	0	1,126,417
Budget 2010	865,478	80,522	112,745	0	1,058,745
% Change	-6.4%	-3.2%	-5.2%	0.0%	-6.0%
Willow Park Golf Course					
Budget 2009	0	1,870	48,634	0	50,504
Budget 2010	0	1,758	45,716	0	47,474
% Change	0.0%	-6.0%	-6.0%	0.0%	-6.0%
Total Lakes Unit					
Budget 2009	4,386,661	375,659	596,209	38,700	5,397,229
Budget 2010	3,997,052	328,187	502,507	22,606	4,850,352
% Change	-8.9%	-12.6%	-15.7%	-41.6%	-10.1%

OPERATIONS DIVISION

BUDGET BY UNIT/PARK LOCATION

Unit/Location	Personnel				Total
	Services	Supplies	Services	Equipment	
MINING OPERATIONS UNIT					
Black Diamond Mines Regional Preserve					
Budget 2009	524,331	99,245	23,178	0	646,754
Budget 2010	496,955	45,645	22,878	0	565,478
% Change	-5.2%	-54.0%	-1.3%	0.0%	-12.6%
PARKLAND UNIT					
Administrative					
Budget 2009	272,871	2,307	5,024	16,430	296,632
Budget 2010	262,087	2,307	3,885	7,763	276,042
% Change	-4.0%	0.0%	-22.7%	-52.8%	-6.9%
Anthony Chabot Regional Park					
Budget 2009	864,217	54,839	109,809	0	1,028,865
Budget 2010	797,982	52,422	104,122	0	954,526
% Change	-7.7%	-4.4%	-5.2%	0.0%	-7.2%
Botanic Garden					
Budget 2009	729,668	24,649	17,866	0	772,183
Budget 2010	695,373	23,924	11,687	0	730,984
% Change	-4.7%	-2.9%	-34.6%	0.0%	-5.3%
Leona Canyon					
Budget 2009	0	3,383	0	0	3,383
Budget 2010	0	3,165	0	0	3,165
% Change	0.0%	-6.4%	0.0%	0.0%	-6.4%
Redwood Regional Park					
Budget 2009	560,241	28,703	43,410	0	632,354
Budget 2010	535,693	27,674	40,828	0	604,195
% Change	-4.4%	-3.6%	-5.9%	0.0%	-4.5%
Sibley/Claremont/Huckleberry Regional Preserves					
Budget 2009	412,348	17,153	25,795	9,840	465,136
Budget 2010	391,123	26,355	24,495	0	441,973
% Change	-5.1%	53.6%	-5.0%	-100.0%	-5.0%
Tilden Regional Park					
Budget 2009	1,036,958	60,829	250,343	0	1,348,130
Budget 2010	986,972	58,298	194,996	0	1,240,266
% Change	-4.8%	-4.2%	-22.1%	0.0%	-8.0%
Wildcat Canyon/Alvarado Regional Parks					
Budget 2009	531,662	25,082	60,222	0	616,966
Budget 2010	494,669	24,385	27,404	0	546,458
% Change	-7.0%	-2.8%	-54.5%	0.0%	-11.4%
Total Parkland Unit					
Budget 2009	4,407,965	216,945	512,469	26,270	5,163,649
Budget 2010	4,163,899	218,530	407,417	7,763	4,797,609
% Change	-5.5%	0.7%	-20.5%	-70.4%	-7.1%

OPERATIONS DIVISION

BUDGET BY UNIT/PARK LOCATION

Unit/Location	Personnel				Total
	Services	Supplies	Services	Equipment	
RECREATION AREAS UNIT					
Administrative					
Budget 2009	245,071	4,522	4,455	0	254,048
Budget 2010	235,208	4,522	4,178	6,333	250,241
% Change	-4.0%	0.0%	-6.2%	0.0%	-1.5%
Cull Canyon Regional Recreation Area					
Budget 2009	492,566	47,028	57,450	0	597,044
Budget 2010	471,980	46,978	69,202	0	588,160
% Change	-4.2%	-0.1%	20.5%	0.0%	-1.5%
Contra Loma Regional Park (moved from Lakes Unit in 2009)					
Budget 2009	935,632	116,874	162,699	0	1,215,205
Budget 2010	902,256	114,492	151,047	0	1,167,795
% Change	-3.6%	-2.0%	-7.2%	0.0%	-3.9%
Diablo Foothills Regional Park					
Budget 2009	313,670	44,115	52,060	0	409,845
Budget 2010	289,043	52,083	52,693	0	393,819
% Change	-7.9%	18.1%	1.2%	0.0%	-3.9%
Don Castro Regional Recreation Area					
Budget 2009	535,370	64,253	79,922	0	679,545
Budget 2010	495,685	59,206	78,573	0	633,464
% Change	-7.4%	-7.9%	-1.7%	0.0%	-6.8%
Kennedy Grove Regional Recreation Area					
Budget 2009	426,960	30,057	106,081	0	563,098
Budget 2010	408,281	28,726	41,985	0	478,992
% Change	-4.4%	-4.4%	-60.4%	0.0%	-14.9%
Roberts Regional Recreation Area					
Budget 2009	497,577	41,142	94,252	0	632,971
Budget 2010	472,158	40,842	87,353	0	600,353
% Change	-5.1%	-0.7%	-7.3%	0.0%	-5.2%
Temescal Regional Recreation Area					
Budget 2009	616,828	45,264	109,506	0	771,598
Budget 2010	581,524	45,133	102,252	0	728,909
% Change	-5.7%	-0.3%	-6.6%	0.0%	-5.5%
Volunteer Resources					
Budget 2009	106,596	30,217	3,055	0	139,868
Budget 2010	103,633	30,211	1,435	0	135,279
% Change	-2.8%	0.0%	-53.0%	0.0%	-3.3%
Total Recreation Areas Unit					
Budget 2009	4,170,270	423,472	669,480	0	5,263,222
Budget 2010	3,959,768	422,193	588,718	6,333	4,977,012
% Change	-5.0%	-0.3%	-12.1%	0.0%	-5.4%

OPERATIONS DIVISION

BUDGET BY UNIT/PARK LOCATION

Unit/Location	Personnel				Total
	Services	Supplies	Services	Equipment	
REGIONAL TRAILS UNIT					
Administrative					
Budget 2009	153,987	882	1,872	6,950	163,691
Budget 2010	149,168	882	1,702	10,363	162,115
% Change	-3.1%	0.0%	-9.1%	49.1%	-1.0%
Alameda County Trails					
Budget 2009	440,262	22,287	14,633	0	477,182
Budget 2010	447,082	22,396	14,524	0	484,002
% Change	1.5%	0.5%	-0.7%	0.0%	1.4%
Alternative Work Program - Alameda County					
Budget 2009	119,364	4,493	3,948	0	127,805
Budget 2010	109,186	4,493	3,648	0	117,327
% Change	-8.5%	0.0%	-7.6%	0.0%	-8.2%
Alternative Work Program - Contra Costa County					
Budget 2009	115,339	4,682	3,326	0	123,347
Budget 2010	109,236	4,482	3,226	0	116,944
% Change	-5.3%	-4.3%	-3.0%	0.0%	-5.2%
Antioch-Oakley Regional Shoreline					
Budget 2009	131,342	34,254	15,264	0	180,860
Budget 2010	126,472	28,035	14,626	0	169,133
% Change	-3.7%	-18.2%	-4.2%	0.0%	-6.5%
Bay Point Regional Shoreline (moved from Shoreline Unit 2009)					
Budget 2009	69,403	7,140	6,405	0	82,948
Budget 2010	80,769	6,940	6,100	0	93,809
% Change	16.4%	-2.8%	-4.8%	0.0%	13.1%
Big Break Regional Shoreline					
Budget 2009	173,018	23,316	63,026	14,700	274,060
Budget 2010	174,185	41,435	62,026	0	277,646
% Change	0.7%	77.7%	-1.6%	-100.0%	1.3%
CA State Riding & Hiking Trail					
Budget 2009	0	1,208	0	0	1,208
Budget 2010	0	1,208	0	0	1,208
% Change	0.0%	0.0%	0.0%	0.0%	0.0%
Contra Costa Trails					
Budget 2009	855,840	40,625	86,175	0	982,640
Budget 2010	862,988	40,625	86,175	0	989,788
% Change	0.8%	0.0%	0.0%	0.0%	0.7%
Delta de Anza Trail					
Budget 2009	9,125	5,011	5,708	0	19,844
Budget 2010	9,320	5,011	5,708	0	20,039
% Change	2.1%	0.0%	0.0%	0.0%	1.0%

OPERATIONS DIVISION

BUDGET BY UNIT/PARK LOCATION

Unit/Location	Personnel				Total
	Services	Supplies	Services	Equipment	
East Contra Costa Trails					
Budget 2009	441,332	21,101	23,959	0	486,392
Budget 2010	449,342	21,101	25,959	0	496,402
% Change	1.8%	0.0%	8.3%	0.0%	2.1%
Marsh Creek Trail					
Budget 2009	0	3,229	0	0	3,229
Budget 2010	0	3,229	0	0	3,229
% Change	0.0%	0.0%	0.0%	0.0%	0.0%
Iron Horse Trail					
Budget 2009	0	0	11,305	0	11,305
Budget 2010	0	0	11,305	0	11,305
% Change	0.0%	0.0%	0.0%	0.0%	0.0%
Tassajarra Creek Trail					
Budget 2009	0	2,859	0	0	2,859
Budget 2010	0	2,859	0	0	2,859
% Change	0.0%	0.0%	0.0%	0.0%	0.0%
Vasco Caves Regional Preserve					
Budget 2009	0	3,175	44,137	12,175	59,487
Budget 2010	0	15,350	44,137	0	59,487
% Change	0.0%	383.5%	0.0%	-100.0%	0.0%
Total Regional Trails Unit					
Budget 2009	2,509,012	174,262	279,758	33,825	2,996,857
Budget 2010	2,517,748	198,046	279,136	10,363	3,005,293
% Change	0.3%	13.6%	-0.2%	-69.4%	0.3%
SHORELINE UNIT					
Administrative					
Budget 2009	295,300	532	2,285	16,800	314,917
Budget 2010	275,090	532	2,130	27,267	305,019
% Change	-6.8%	0.0%	-6.8%	62.3%	-3.1%
Brooks Island					
Budget 2009	0	2,525	50,613	0	53,138
Budget 2010	0	0	0	0	0
% Change	0.0%	-100.0%	-100.0%	0.0%	-100.0%
Carquinez Strait Regional Shoreline					
Budget 2009	281,538	11,529	17,571	0	310,638
Budget 2010	286,266	11,529	16,747	0	314,542
% Change	1.7%	0.0%	-4.7%	0.0%	1.3%
Crockett Hill Regional Park					
Budget 2009	75,832	5,721	5,709	0	87,262
Budget 2010	78,856	5,721	5,309	0	89,886
% Change	4.0%	0.0%	-7.0%	0.0%	3.0%

OPERATIONS DIVISION

BUDGET BY UNIT/PARK LOCATION

Unit/Location	Personnel				Total
	Services	Supplies	Services	Equipment	
Crown Regional Shoreline					
Budget 2009	860,679	63,031	165,286	0	1,088,996
Budget 2010	824,651	62,582	179,965	0	1,067,198
% Change	-4.2%	-0.7%	8.9%	0.0%	-2.0%
Eastshore State Park					
Budget 2009	186,365	5,055	9,667	0	201,087
Budget 2010	188,406	5,055	9,667	0	203,128
% Change	1.1%	0.0%	0.0%	0.0%	1.0%
Hayward Regional Shoreline					
Budget 2009	423,205	21,020	58,023	0	502,248
Budget 2010	404,984	20,890	33,370	0	459,244
% Change	-4.3%	-0.6%	-42.5%	0.0%	-8.6%
Martin Luther King Jr. Regional Shoreline					
Budget 2009	743,744	37,663	78,393	0	859,800
Budget 2010	697,562	35,723	75,472	0	808,757
% Change	-6.2%	-5.2%	-3.7%	0.0%	-5.9%
Martinez Regional Shoreline					
Budget 2009	326,677	21,532	69,564	0	417,773
Budget 2010	310,979	21,331	61,429	0	393,739
% Change	-4.8%	-0.9%	-11.7%	0.0%	-5.8%
Middle Harbor Shoreline Park					
Budget 2009	570,268	89,650	74,585	15,000	749,503
Budget 2010	421,155	49,500	65,000	0	535,655
% Change	-26.1%	-44.8%	-12.9%	-100.0%	-28.5%
Miller/Knox Regional Shoreline					
Budget 2009	621,383	17,250	88,153	70,000	796,786
Budget 2010	597,550	16,988	134,086	0	748,624
% Change	-3.8%	-1.5%	52.1%	-100.0%	-6.0%
Oyster Bay Regional Shoreline					
Budget 2009	213,751	10,048	49,136	0	272,935
Budget 2010	202,174	9,359	4,905	0	216,438
% Change	-5.4%	-6.9%	-90.0%	0.0%	-20.7%
Point Isabel Regional Shoreline					
Budget 2009	0	51,781	40,060	0	91,841
Budget 2010	0	47,918	38,294	0	86,212
% Change	0.0%	-7.5%	-4.4%	0.0%	-6.1%
Point Pinole Regional Shoreline					
Budget 2009	694,360	39,407	45,909	0	779,676
Budget 2010	665,688	40,232	40,534	0	746,454
% Change	-4.1%	2.1%	-11.7%	0.0%	-4.3%
San Pablo Bay Regional Shoreline					
Budget 2009	0	2,643	2,523	0	5,166
Budget 2010	0	2,472	2,346	0	4,818
% Change	0.0%	-6.5%	-7.0%	0.0%	-6.7%

OPERATIONS DIVISION

BUDGET BY UNIT/PARK LOCATION

Unit/Location	Personnel				Total
	Services	Supplies	Services	Equipment	
Water Bird Regional Preserve					
Budget 2009	22,939	2,859	2,861	0	28,659
Budget 2010	22,282	2,859	2,518	0	27,659
% Change	-2.9%	0.0%	-12.0%	0.0%	-3.5%
Wildcat Creek Trail					
Budget 2009	0	2,520	1,575	0	4,095
Budget 2010	0	0	0	0	0
% Change	0.0%	-100.0%	-100.0%	0.0%	-100.0%
Total Shoreline Unit					
Budget 2009	5,316,041	384,766	761,913	101,800	6,564,520
Budget 2010	4,975,643	332,691	671,772	27,267	6,007,373
% Change	-6.4%	-13.5%	-11.8%	-73.2%	-8.5%

INTERPRETIVE & RECREATION SERVICES DEPARTMENT

Administrative					
Budget 2009	294,133	2,285	36,083	0	332,501
Budget 2010	281,657	5,785	71,802	0	359,244
% Change	-4.2%	153.2%	99.0%	0.0%	8.0%
Community Resources					
Budget 2009	0	990	371,014	0	372,004
Budget 2010	0	0	0	0	0
% Change	0.0%	-100.0%	-100.0%	0.0%	-100.0%
Special Events					
Budget 2009	0	3,718	42,579	0	46,297
Budget 2010	0	0	0	0	0
% Change	0.0%	-100.0%	-100.0%	0.0%	-100.0%
Total Interpretive & Recreation Administrative					
Budget 2009	294,133	6,993	449,676	0	750,802
Budget 2010	281,657	5,785	71,802	0	359,244
% Change	-4.2%	-17.3%	-84.0%	0.0%	-52.2%

INTERPRETIVE SERVICES UNIT

Administrative					
Budget 2009	336,184	23,334	38,643	0	398,161
Budget 2010	384,787	30,439	39,769	3,733	458,728
% Change	14.5%	30.4%	2.9%	0.0%	15.2%
Ardenwood Historic Farm Regional Preserve					
Budget 2009	1,425,754	73,209	304,397	0	1,803,360
Budget 2010	1,337,793	64,709	293,032	0	1,695,534
% Change	-6.2%	-11.6%	-3.7%	0.0%	-6.0%
Black Diamond Mines Interpretive Center					
Budget 2009	734,371	22,740	41,328	0	798,439
Budget 2010	698,958	21,308	39,426	0	759,692
% Change	-4.8%	-6.3%	-4.6%	0.0%	-4.9%

OPERATIONS DIVISION**BUDGET BY UNIT/PARK LOCATION**

Unit/Location	Personnel			Equipment	Total
	Services	Supplies	Services		
Coyote Hills Interpretive Center					
Budget 2009	619,986	45,206	17,306	0	682,498
Budget 2010	597,514	42,959	17,321	0	657,794
% Change	-3.6%	-5.0%	0.1%	0.0%	-3.6%
Crab Cove Interpretive Center					
Budget 2009	628,566	34,042	31,460	0	694,068
Budget 2010	598,518	34,042	15,978	0	648,538
% Change	-4.8%	0.0%	-49.2%	0.0%	-6.6%
Exhibit Labs					
Budget 2009	361,282	56,227	67,748	0	485,257
Budget 2010	342,891	54,768	62,148	0	459,807
% Change	-5.1%	-2.6%	-8.3%	0.0%	-5.2%
Middle Harbor Interpretive Center					
Budget 2009	127,636	17,007	5,845	0	150,488
Budget 2010	122,553	4,500	2,000	0	129,053
% Change	-4.0%	-73.5%	-65.8%	0.0%	-14.2%
Sunol Interpretive Center					
Budget 2009	548,583	25,703	14,314	0	588,600
Budget 2010	500,394	25,072	13,465	0	538,931
% Change	-8.8%	-2.5%	-5.9%	0.0%	-8.4%
Tilden Nature Area Center					
Budget 2009	1,146,548	81,345	44,739	0	1,272,632
Budget 2010	1,088,105	78,972	39,988	0	1,207,065
% Change	-5.1%	-2.9%	-10.6%	0.0%	-5.2%
Total Interpretive Services Unit					
Budget 2009	5,928,910	378,813	565,780	0	6,873,503
Budget 2010	5,671,513	356,769	523,127	3,733	6,555,142
% Change	-4.3%	-5.8%	-7.5%	0.0%	-4.6%
RECREATION UNIT					
Administrative					
Budget 2009	197,031	3,078	3,090	0	203,199
Budget 2010	182,421	3,078	3,790	0	189,289
% Change	-7.4%	0.0%	22.7%	0.0%	-6.8%
Community/Volunteer Program					
Budget 2009	92,760	32,662	9,934	0	135,356
Budget 2010	87,991	31,562	8,526	0	128,079
% Change	-5.1%	-3.4%	-14.2%	0.0%	-5.4%
Outdoor Recreation					
Budget 2009	420,295	49,336	103,558	0	573,189
Budget 2010	393,349	45,836	99,458	0	538,643
% Change	-6.4%	-7.1%	-4.0%	0.0%	-6.0%

OPERATIONS DIVISION

BUDGET BY UNIT/PARK LOCATION

Unit/Location	Personnel				Total
	Services	Supplies	Services	Equipment	
Park Express					
Budget 2009	177,893	12,504	154,376	0	344,773
Budget 2010	174,393	12,396	144,763	0	331,552
% Change	-2.0%	-0.9%	-6.2%	0.0%	-3.8%
Reservations					
Budget 2009	692,510	2,311	140,531	0	835,352
Budget 2010	644,538	1,111	99,612	0	745,261
% Change	-6.9%	-51.9%	-29.1%	0.0%	-10.8%
Recreation Facilities					
Budget 2009	442,851	27,328	55,187	0	525,366
Budget 2010	591,955	54,477	107,435	-	753,867
% Change	33.7%	99.3%	94.7%	0.0%	43.5%
Total Recreation Unit					
Budget 2009	2,023,340	127,219	466,676	0	2,617,235
Budget 2010	2,074,647	148,460	463,584	0	2,686,691
% Change	2.5%	16.7%	-0.7%	0.0%	2.7%
MAINTENANCE & SKILLED TRADES DEPARTMENT					
Maintenance Operations Administration					
Budget 2009	649,393	4,274	164,094	129,150	946,911
Budget 2010	619,220	4,274	59,992	0	683,486
% Change	-4.6%	0.0%	-63.4%	-100.0%	-27.8%
Equipment Unit Administration					
Budget 2009	424,970	5,986	518,497	0	949,453
Budget 2010	393,713	5,490	20,653	0	419,856
% Change	-7.4%	-8.3%	-96.0%	0.0%	-55.8%
Equipment Maintenance					
Budget 2009	1,805,824	1,295,567	311,055	158,750	3,571,196
Budget 2010	1,735,896	1,448,602	291,298	-	3,475,796
% Change	-3.9%	11.8%	-6.4%	-100.0%	-2.7%
Major Maintenance					
Budget 2009	0	55,114	464,553	0	519,667
Budget 2010	0	55,114	428,123	0	483,237
% Change	0.0%	0.0%	-7.8%	0.0%	-7.0%
New/Replacement Vehicles					
Budget 2009	0	0	0	1,037,732	1,037,732
Budget 2010	0	372,732	0	305,000	677,732
% Change	0.0%	0.0%	0.0%	-70.6%	-34.7%
Residence Maintenance					
Budget 2009	0	53,612	94,530	0	148,142
Budget 2010	0	50,712	88,530	0	139,242
% Change	0.0%	-5.4%	-6.3%	0.0%	-6.0%

OPERATIONS DIVISION**BUDGET BY UNIT/PARK LOCATION**

Unit/Location	Personnel				Total
	Services	Supplies	Services	Equipment	
Road & Trails					
Budget 2009	1,500,328	298,427	332,785	110,968	2,242,508
Budget 2010	1,442,265	262,457	291,447	76,301	2,072,470
% Change	-3.9%	-12.1%	-12.4%	-31.2%	-7.6%
Sanitation					
Budget 2009	549,372	34,510	50,857	44,300	679,039
Budget 2010	565,107	34,510	100,493	57,533	757,643
% Change	2.9%	0.0%	97.6%	29.9%	11.6%
Trades					
Budget 2009	3,539,810	308,965	733,583	38,936	4,621,294
Budget 2010	3,383,260	339,909	217,323	30,000	3,970,492
% Change	-4.4%	10.0%	-70.4%	-23.0%	-14.1%
Total Maintenance & Skilled Trades					
Budget 2009	8,469,697	2,056,455	2,669,954	1,519,836	14,715,942
Budget 2010	8,139,461	2,573,800	1,497,859	468,834	12,679,954
% Change	-3.9%	25.2%	-43.9%	-69.2%	-13.8%
GRAND TOTAL					
Budget 2009	43,805,649	4,707,817	7,858,577	1,833,205	58,205,248
Budget 2010	41,709,929	5,084,724	7,885,639	642,623	55,321,915
% Change	-4.8%	8.0%	0.3%	-64.9%	-5.0%

*Budget changes in 2010 consolidated some benefit costs into the Administration in lieu budget per unit.

Page Intentionally Left Blank

PLANNING/STEWARDSHIP & DEVELOPMENT DIVISION

The role of the Planning/Stewardship & Development Division is to balance environmental concerns with outdoor recreational opportunities by planning and developing a diversified system of regional parks and trails, through an open and inclusive public process, while monitoring the impact of this use on the District's lands to assure the preservation of this priceless heritage of scenic, natural and cultural resources for the future. The objective is to create barrier-free public access, which improves access to and use of the park lands by members of groups that have been under represented, such as the disabled, economically disadvantaged and the elderly; while preserving the remoteness and intrinsic value of these lands.

	2007 ACTUAL	2008 ACTUAL	2009 BUDGET	2010 BUDGET	Change
OPERATING BUDGET:					
Personnel Services	\$ 5,021,471	\$ 5,582,487	\$ 3,698,831	\$ 3,578,734	-3.2%
Supplies	510,435	494,168	655,325	585,070	-10.7%
Services	690,910	779,717	1,150,265	829,338	-27.9%
Equipment	39,374	75,751	14,654	9,887	-32.5%
Intra-District Charges	-	10,000	-	292,167	0.0%
Total	\$ 6,262,190	\$ 6,942,123	\$ 5,519,075	\$ 5,295,196	-4.1%
CAPITAL BUDGET:					
Personnel Services	\$ 1,350,174	\$ 1,261,382	\$ 3,948,117	\$ 3,773,834	-4.4%
Supplies	86,608	50,693	-	-	0.0%
Services	507,449	1,136,742	609,000	369,438	-39.3%
Land, Construction	9,457,415	5,237,766	3,224,320	320,329	-90.1%
Total	\$ 11,401,647	\$ 7,686,583	\$ 7,781,437	\$ 4,463,601	-42.6%
Subtotal Operating/Capital	\$ 17,663,836	\$ 14,628,706	\$ 13,300,512	\$ 9,758,797	-26.6%
DEPARTMENTS:					
Administration	\$ 467,022	\$ 565,286	\$ 988,027	\$ 806,650	-18.4%
Design & Construction	12,526,556	8,717,457	6,947,136	4,013,815	-42.2%
Planning & Stewardship	4,670,258	5,345,963	5,365,349	4,938,332	-8.0%
Total	\$ 17,663,836	\$ 14,628,706	\$ 13,300,512	\$ 9,758,797	-26.6%
FUNDING SOURCES:					
101 General Fund	\$ 6,205,052	\$ 6,896,553	\$ 5,454,903	\$ 5,230,963	-4.1%
220 Two County LLD	-	-	555	-	-100.0%
226 Measure CC	57,137	45,570	63,617	64,233	1.0%
333 Capital	10,642,189	6,332,226	4,384,541	1,444,839	-67.0%
336 OTA Projects	759,458	1,354,357	3,396,896	3,018,762	-11.1%
Total	\$ 17,663,836	\$ 14,628,706	\$ 13,300,512	\$ 9,758,797	-26.6%
STAFFING:					
Regular/Permanent	52.65	55.65	55.65	55.65	0.00
Seasonal/Temporary	0.00	0.50	0.50	0.00	-0.50
Total	52.65	56.15	56.15	55.65	-0.50
Unfunded position in 2010 budget:				2.00	
Total funded positions in 2010:				53.65	

**PLANNING/STEWARDSHIP
& DEVELOPMENT DIVISION**

ADMINISTRATION

ROLE

The Administration Department provides support services for all of the Departments within the Division, coordinates inter-departmental efforts, sets the priority for projects and studies that are to be pursued by the Division, communicates decision making from senior management and the Board, provides oversight and direction for Division staff, supports the Board Natural and Cultural Resources Committee, the Ecology Committee, the Richmond Liaison Committee, the Hayward Shoreline Planning Agency, manages special projects of District-wide importance.

BUDGET SUMMARY

	2007 ACTUAL	2008 ACTUAL	2009 BUDGET	2010 BUDGET	Change
OPERATING BUDGET:					
Personnel Services	\$ 393,740	\$ 414,651	\$ 409,025	\$ 419,682	2.6%
Supplies	13,587	1,468	2,534	555	-78.1%
Services	30,321	121,629	126,468	23,513	-81.4%
Equipment	29,374	10,875	-	-	0.0%
Intra-District Charges	-	-	-	287,900	0.0%
Total	\$ 467,022	\$ 548,622	\$ 538,027	\$ 731,650	36.0%
CAPITAL BUDGET:					
Services	\$ -	\$ -	\$ -	\$ 75,000	
Land, Construction	-	16,664	450,000	-	-100.0%
Total	\$ -	\$ 16,664	\$ 450,000	\$ 75,000	-83.3%
Subtotal Operating/Capital	\$ 467,022	\$ 565,286	\$ 988,027	\$ 806,650	-18.4%
DEPARTMENTS:					
Administration	\$ 467,022	\$ 565,286	\$ 988,027	\$ 806,650	-18.4%
Total	\$ 467,022	\$ 565,286	\$ 988,027	\$ 806,650	-18.4%
FUNDING SOURCES:					
101 General Fund	\$ 467,022	\$ 548,622	\$ 537,472	\$ 731,650	36.1%
220 Two County LLD	-	-	555	-	-100.0%
333 Capital	-	16,664	450,000	75,000	-83.3%
Total	\$ 467,022	\$ 565,286	\$ 988,027	\$ 806,650	-18.4%
STAFFING:					
Regular/Permanent	2.53	2.53	2.53	2.53	0.00
Seasonal/Temporary	0.00	0.00	0.00	0.00	0.00
Total	2.53	2.53	2.53	2.53	0.00

ONGOING OBJECTIVES

1. Coordinate the efforts of the Division to provide an effective and inclusive process of project planning, design, development and resource stewardship; throughout the District.
2. Provide administrative oversight and guidance to Division Department managers on resource allocation, project prioritization and budgetary matters.
3. Communicate the concerns and interests of the Board of Directors and the General Manager to the staff of the Division.

4. Foster discussion and cooperation with other agencies and stakeholders on issues related to the District's mission.
5. Provide administrative support for the Division staff.
6. Provide support for the Board Natural and Cultural Resources Committee, the Richmond Liaison Committee, the Hayward Area Shoreline Planning Agency (HASPA), Ecology Committee and the Alameda Creek Policy Advisory Committee.
7. Participate in the annual Board Workshops on finances, capital projects and land acquisition.
8. Support the implementation of the District's Americans with Disabilities Act Transition Plan.

2010 OBJECTIVES

1. Manage the Master Plan update and amendment process through the development of an internal and external consensus on methods and scope for the effort. Hire consultants for facilitation of the process and the creation of survey instruments to provide updated information on the desires and expectations of our users and stakeholders. Draft revisions or new policy statements for the plan, to address the issues identified in the survey and facilitation process.
2. Represent the interests of the District in the Gateway Park planning process managed by the Bay Area Toll Authority as a member of the Plan Working Group. Keep District Management staff informed on the focus and components of the plan, soliciting input as needed.
3. Employ Microsoft Project software for the scheduling and tracking efforts Division-wide, incorporating the Measure WW "green star" and other stewardship projects. Link to the Planning department priority process and schedule to improve coordination.
4. Work with the appropriate stakeholders to facilitate:
 - Construction of the Delta Science Center building.
 - Implementation of the Eastern Contra Costa County Habitat Conservation Plan and the East County Parks Habitat Conservation Plan.
 - Development of the Dumbarton Quarry recreation area of Coyote Hills Regional Park by generating a viable plan to move water from the Alameda Creek Channel to the future lake at the quarry.
 - Implementation of the Eastshore State Park plan for Brickyard cove.
 - Creation and implementation of the Measure WW Urban Creeks program.

PLANNING/STEWARDSHIP & DEVELOPMENT DIVISION

DESIGN & CONSTRUCTION

ROLE

The Design and Construction Department works cooperatively with other District Departments, public agencies and community interest groups to create safe and accessible District facilities that maximize recreational opportunities for a diverse public; while preserving natural and cultural resources. The Administrative Section prepares, updates and administers the Five-year Capital Improvement Plan (CIP), tracks the CIP and Department budget, coordinates project priorities, supports the Capital Project Grants Program, processes and administers consultant contracts and oversees project management to assure quality and efficiency. The Survey Section develops topographic base mapping, performs boundary line mapping and provides survey support for other District Departments. The Design Section plans for the development of District facilities, creates and maintains the District's development standards, prepares detailed construction plans, contract documents and oversees the public bidding process. The Construction Section prepares, administers and maintains construction contract documentation, provides inspection of active projects to insure that State laws and workmanship standards are met, that the quality of materials specified in the contract documents are used in the construction of the project and that the work is pursued in an effective manner.

BUDGET SUMMARY

	2007 ACTUAL	2008 ACTUAL	2009 BUDGET	2010 BUDGET	Change
OPERATING BUDGET:					
Personnel Services	\$ 1,943,565	\$ 2,150,037	\$ 32,121	\$ -	-100.0%
Supplies	29,452	33,049	40,392	14,341	-64.5%
Services	35,004	63,011	50,443	21,305	-57.8%
Equipment	10,000	-	9,887	9,887	0.0%
Intra-District Charges	-	10,000	-	-	0.0%
Total	\$ 2,018,021	\$ 2,256,097	\$ 132,843	\$ 45,533	-65.7%
CAPITAL BUDGET:					
Personnel Services	\$ 1,305,535	\$ 1,161,466	\$ 3,863,353	\$ 3,647,953	-5.6%
Supplies	1,743	145	-	-	0.0%
Services	22,950	314,697	176,620	-	-100.0%
Land, Construction	9,178,308	4,985,053	2,774,320	320,329	-88.5%
Total	\$ 10,508,536	\$ 6,461,360	\$ 6,814,293	\$ 3,968,282	-41.8%
Subtotal Operating/Capital	\$ 12,526,556	\$ 8,717,457	\$ 6,947,136	\$ 4,013,815	-42.2%
DEPARTMENTS:					
Design & Construction	\$ 12,526,556	\$ 8,717,457	\$ 6,947,136	\$ 4,013,815	-42.2%
Total	\$ 12,526,556	\$ 8,717,457	\$ 6,947,136	\$ 4,013,815	-42.2%
FUNDING SOURCES:					
101 General Fund	\$ 2,018,021	\$ 2,256,097	\$ 132,843	\$ 45,533	-65.7%
333 Capital	10,421,049	6,051,184	3,934,541	1,369,839	-65.2%
336 OTA Projects	87,487	410,176	2,879,752	2,598,443	-9.8%
Total	\$ 12,526,556	\$ 8,717,457	\$ 6,947,136	\$ 4,013,815	-42.2%
STAFFING:					
Regular/Permanent	27.00	29.00	29.00	29.00	0.00
Seasonal/Temporary	0.00	0.00	0.00	0.00	0.00
Total	27.00	29.00	29.00	29.00	0.00
Unfunded position in 2010 budget:				2.00	
Total funded positions in 2010:				27.00	

ONGOING OBJECTIVES

1. Prepare, update and administer the Five-year Capital Improvement Plan, monitor construction costs and trends and participate in and support the Capital Projects Workshop presentation to the Board of Directors.
2. Implement methods to foster direct and open communication District-wide to ensure that design input from staff is incorporated into project design and that capital projects are properly scoped and funded. Set a priority of working with Planning, Stewardship, Grants, Environmental Review, Finance, Operations, Interpretation, Maintenance and Public Safety to achieve this objective.
3. Develop the documentation needed for Capital Project Grant Program applications.
4. Support the objectives of the Finance Division by implementing a pilot program for capturing personnel expenses for the capitalization of preliminary design costs, by assisting in the development of guidelines and procedures to effect the Board adopted Asset Capitalization policy and by providing documentation of construction improvement values for the capitalization of existing and new assets.
5. Participate in the implementation of the District's Americans with Disabilities Act (ADA) Self Evaluation and Transition Plan.
6. Participate in the development and implementation of a centralized process for design and construction input, plan checking, construction document management and inspection of projects to be built by outside agencies, private developers for ultimate operation by the District. Major ongoing projects include: City of Berkeley/Gillman Street Sports Fields Phase 2A; City of Concord/Galindo Creek Trail and Bridge; Dublin Hills Regional Park (Schaefer Ranch) Staging Area and Trails; Delta De Anza Trail; Stonebrae Trails; and District Residence Utilities.
7. Promote the District's interests in the development of Tidewater Aquatic Center, the Delta Science Center, Gateway Park (at the easterly touchdown of the Bay Bridge), Bay Point, and the Dumbarton Quarry site.
8. Work with Legal Counsel to improve and upgrade construction documents for consistency with new laws and practices.
9. Revise and update the District Standard Details Manual with adaptations to reflect changing materials, manufactured items and ADA requirements and to incorporate design improvements. Develop a procedure for electronic file access for use by District staff, outside agencies and developers.

2010 OBJECTIVES

1. Complete the design of capital projects in conformance with the year 2010 Capital Project schedule of the Five-year Capital Improvement Plan.

MEASUREMENT: 60% of the capital projects in design completed and advertised for bid.
2. Complete the construction of capital projects in conformance with the year 2010 project schedule of the five-year Capital Improvement

MEASUREMENT: 60% of the capital projects in construction completed and open for public use.
3. Assist the Grants Department in the completion of grant applications for State Proposition 84 bond funds and SAFTLOU grant funds, including project scoping and preliminary estimates.
4. Meet the State Proposition 40 bond fund deadline of December 2010, implement the timely expenditure of Measure CC funds, bid and construct “large scale projects” as approved through the Federal Emergency Management Administration (FEMA) and initiate the first of the Measure WW Development projects while setting priorities in balance with the District’s ability to operate, maintain and service facilities in a time of budget constraints.
5. Study the effect of the rising sea level on the Hayward Shoreline freshwater marsh levee system and determine the benefit/cost ratio of protecting the wetland resource compared with the cost of raising the existing levee and constructing shoreline protection.
6. Manage a cooperative project with Planning/Stewardship and Maintenance and Skilled Trades to study dredging quantities, potential dredge material disposal sites, environmental documentation/regulatory permitting requirements and in-house capability to perform dredging operations for ponds located District-wide.

**PLANNING/STEWARDSHIP
& DEVELOPMENT DIVISION**

PLANNING & STEWARDSHIP

ROLE

The Planning & Stewardship Department prepares and updates the District Master Plan and park land use and resource management plans and conducts public review of plans and capital projects; inventories the District's cultural and natural resources, and prescribes best management practices to ensure their protection; and represents the District in matters affecting resource management with local, state, and federal agencies; maintains the District's Geographic Information System (GIS) to support District-wide resource inventory, data management and mapping needs; and creates GIS applications that support planning and resource management strategies and other District programs.

BUDGET SUMMARY

	2007 ACTUAL	2008 ACTUAL	2009 BUDGET	2010 BUDGET	Change
OPERATING BUDGET:					
Personnel Services	\$ 2,684,165	\$ 3,017,799	\$ 3,257,685	\$ 3,159,052	-3.0%
Supplies	467,397	459,652	612,399	570,174	-6.9%
Services	625,585	595,077	973,354	784,520	-19.4%
Equipment	-	64,876	4,767	-	-100.0%
Intra-District Charges	-	-	-	4,267	0.0%
Total	\$ 3,777,147	\$ 4,137,404	\$ 4,848,205	\$ 4,518,013	-6.8%
CAPITAL BUDGET:					
Personnel Services	\$ 44,639	\$ 99,916	\$ 84,764	\$ 125,881	48.5%
Supplies	84,865	50,549	-	-	0.0%
Services	484,499	822,046	432,380	294,438	-31.9%
Land, Construction	279,108	236,049	-	-	0.0%
Total	\$ 893,111	\$ 1,208,559	\$ 517,144	\$ 420,319	-18.7%
Subtotal Operating/Capital	\$ 4,670,258	\$ 5,345,963	\$ 5,365,349	\$ 4,938,332	-8.0%
DEPARTMENTS:					
Planning & Stewardship	\$ 4,670,258	\$ 5,345,963	\$ 5,365,349	\$ 4,938,332	-8.0%
Total	\$ 4,670,258	\$ 5,345,963	\$ 5,365,349	\$ 4,938,332	-8.0%
FUNDING SOURCES:					
101 General Fund	\$ 3,720,010	\$ 4,091,834	\$ 4,784,588	\$ 4,453,780	-6.9%
226 Measure CC	57,137	45,570	63,617	64,233	1.0%
333 Capital	221,140	264,378	-	-	0.0%
336 OTA Projects	671,971	944,181	517,144	420,319	-18.7%
Total	\$ 4,670,258	\$ 5,345,963	\$ 5,365,349	\$ 4,938,332	-8.0%
STAFFING:					
Regular/Permanent	23.12	24.12	24.12	24.12	0.00
Seasonal/Temporary	0.00	0.50	0.50	0.00	-0.50
Total	23.12	24.62	24.62	24.12	-0.50

PLANNING & STEWARDSHIP DEPARTMENT

ONGOING OBJECTIVES

1. Prepare land use plans and amendments as required to reflect the addition of new property, facilities or uses, and maintain park plans in an up-to-date condition. Maintain and update naming list for parks, trails and facilities; implement the Board's process for naming new facilities. Represent the District at public hearings and meetings concerning park planning, land use and natural and cultural resource issues.
2. Support the Design and Construction, Park Operations and Maintenance Departments with environmental review to ensure that all construction and maintenance projects are CEQA compliant, and by facilitating major environmental permits and coordinating routine maintenance permits, and developing quarterly and annual reports to US Army Corps of Engineers (ACOE), Regional Water Quality Control Board (RWQCB), California Department of Fish and Game (CDFG). Provide technical and field support for all construction and maintenance projects.
3. Maintain an inventory and GIS database of District-wide natural and cultural resources in order to ensure their protection and guide management decisions; and support and advise the park operations staff on the protection and management of those resources. Provide GIS data and maps to support land use and resource management plans, development projects, infrastructure tracking and other departmental and District-wide applications.
4. Provide timely, responsive staff support for the Board Natural and Cultural Resources and Ecology Committees, the Park Advisory Committee, State Water Project Recreation Coordinating Committee, Alameda Creek Steelhead Restoration Policy Advisory Committee, Alameda Creek Comprehensive Resources Management Plan Committee, Contra Costa-Alameda Counties Cattlemen's Association and Regional Weed Management Area Program Committee.
5. Prepare and submit required reports for District-wide regulated water resources,, Integrated Pest Management (IPM) programs, and fish survey data. Develop and implement management prescriptions for controlling invasive weed populations, including artichoke thistle, yellow and purple star thistle, French broom and *Spartina alterniflora*. Implement feral and invasive animal control programs to minimize impacts to native wildlife.
6. Support other District departments and programs with planning, environmental review, permitting and monitoring and GIS / mapping services as required.

PLANNING

2010 OBJECTIVES

- Complete public review of the East Bay Hills Fire Hazard Reduction and Resource Management Plan and EIR for Board adoption.
- Initiate 2010 District Master Plan update.
- Provide planning, stewardship, environmental review (CEQA / NEPA) and regulatory permit support for the 2010 capital development projects, focusing on Measure WW, Measure CC and Prop. 84 projects.
- Review and evaluate the District's mountain bike trail access policies, focusing on trail development in the Pleasanton Ridge and Garin land use plans.
- Prepare land use and resource management plans as follows:
 - Complete the land use plan for Pleasanton Ridge Regional Park.
 - Complete the land use plan for Shadow Cliffs Regional Recreation Area.
 - Initiate a land use plan amendment for the inclusion of future dedication lands at Garin Regional Park.
 - Prepare a Land Use Plan Amendment to increase the capacity of the staging area at Alvarado Park.
- Complete CEQA review for all of the above land use plans, along with other Operations, Maintenance, Design and Construction projects, as required.

STEWARDSHIP / ECOLOGICAL SERVICES

2010 OBJECTIVES

- Develop a standardized system of resource inventory, assessment and data collection, integrated with GIS system.
- Manage development of the District's East Counties Parks Habitat Conservation Plan (EBRPD HCP/NCCP) with consultants, regulatory agencies and stakeholders.
- Participate in Alameda Creek Watershed Habitat Conservation Plan and Comprehensive Watershed Management Plan with the San Francisco Public Utilities Commission.
- Initiate planning and design phase of the Breuner Marsh restoration project (Measure WW) and Sibley Ponds sediment dredging and restoration project (Measure CC).
- Coordinate the "Fuels Group" to provide technical and staff support for FEMA, Measure CC Fuels and Resource Management activities through project site assessments, prescriptions and monitoring.

- Organize annual Stewardship Seminar to present current resource management practices to regulatory agency and District staff.
- Manage the Alameda whipsnake research program at Tilden Regional Park as mandatory mitigation for the East Bay Hills FEMA vegetation management project.
- Continue to participate on the Technical Advisory Committee of the East Alameda County Conservation Strategy.
- Renew General 5 Year Routine Maintenance authorization and agreements through RWQCB, DFG, and ACOE.
- Continue to support the implementation of restoration projects associated with the East Contra Costa County Habitat Conservation Plan (ECC HCP).
- Provide Stewardship support to the Design Department to implement an engineering study to clear non-controversial dredging projects through regulatory permit procedures.
- Provide natural resource surveys for:
 - Pleasanton Ridge LUP
 - Shadow Cliffs LUP Amendment
 - Garin LUP Amendment
 - Other Operations, Maintenance, Design and Construction projects, as required.

1. Wildlife Program

Ongoing Objectives

- Continue wildlife surveys and habitat monitoring for the following specific projects: Measure CC Fuels Management Program; Alameda Creek riparian surveys to assess watershed habitat health; California least tern colony, nesting snowy plover and waterbird surveys at Hayward Regional Shoreline; California clapper rail at various shoreline parks, to assess effects of Invasive Spartina project on shoreline habitat.
- Continue surveys of nesting raptors, emphasizing eagles and the banding of prairie falcons in the east county areas to support land acquisition, land use planning and vegetation management decisions and to inform wind farm repowering efforts.
- Coordinate feral animal control (pigs, red fox) with the US Department of Agriculture Animal Plant Health Inspection Service (APHIS) and independent contractors. Continue permitted control via egg-addling of Canada Geese at selected District Lake units.
- Continue to develop and manage the Volunteer Program for wildlife resource monitoring, enhancement / restoration efforts and coordinate with local agencies

and the Regional Parks Foundation on program development, including volunteer-based marsh habitat restoration for Black rail, California clapper rail, and riparian and upland habitats where needed.

- Participate in the United States Fish & Wildlife Service Recovery Team for Alameda Whipsnake, California Red-legged Frog, California Tiger Salamander, San Joaquin Kit Fox, Western Snowy Plover and California Clapper Rail and advisory committees for the California Least Tern and California Gull Adaptive Management Program of the South Bay Salt Pond Restoration Project.
- Continue participation on the East Alameda County Conservation Strategy Technical Advisory Committee (TAC), The Buena Vista Avian and Bat Mortality TAC, and the Altamont Pass Wind Resource Area Conservation Plan Stakeholder Group.
- Coordinate with APHIS to provide protection for least tern colony during the nesting season at Hayward Regional Shoreline.

2010 Objectives

- Implement Measure CC/WW pond restoration at Sibley Regional Park and Ohlone Regional Wilderness to enhance habitat for native aquatic species.
- Develop a volunteer program to collect baseline avian habitat data for the Measure CC fuels management program.

2. Water Quality Program

Ongoing Objectives

- Continue to implement District-wide water quality monitoring program to ensure regulatory compliance of all District water resources including:
 - Monitoring and implementing new regulations and requirements affecting the Del Valle and groundwater source drinking water systems.
 - Improving water quality monitoring and notification procedures (including swimmer's itch) at all District swim beaches and lagoons.
 - Continuing monitoring and assessment of Kirker Creek (Black Diamond) pH remediation project.
 - Monitoring surface waters associated with Fuels Management Program.
 - Continuing monitoring and assessment of the Chabot Gun Club Storm Water Pollution Prevention Plan.
- Develop and provide technical & field support the FEMA and Measure CC Wildfire Hazard Reduction and Resource Management Plan.

- Assume lead and support roles for urban creek/wetland restoration projects.

2010 Objectives

- Work closely with the Operations Division / Water Utility Maintenance Department to establish new potable water systems at Brushy Peak and Vargas Plateau; renovate/rehabilitate systems at Sunol/Ohlone, Briones, Del Valle, Morgan Territory, Round Valley and Mission Peak.
- Implement new remedial actions and continue to monitor/report on effectiveness of the bioventing system for the storage tank site remediation at Redwood Regional Park.
- Propose and develop an urban creek restoration program, working with local urban creeks conservancy groups, utilizing Measure WW funds.

3. Wildland Vegetation Management Program

Ongoing Objectives

- Advise the Operations Division on vegetation management and related resource improvement activities, and support their management of grazing leases.
- Monitor and document rare plant populations District wide.
- Provide advice and prescriptions for the restoration of fuels management polygons as part of the Fuels Group
- Develop priority resource infrastructure improvements at Sunol Regional Wilderness, Ohlone Wilderness, Briones Regional Park, and the Gelderman property at Garin Regional Park.
- Prepare grazing management plans for Dublin Hills, Pleasanton Ridge Regional Parks and review Sunol Regional Wilderness (Fields lease) grazing management plan with San Francisco Water Company.

2010 Objectives

- Present four tenant grazing licenses to the Board for renewal from month-to-month to five-year term status.
- Update, map, and document water infrastructure facilities and fencing on all the grazing leases.
- Implement Phase II of the Serpentine Prairie Restoration Plan.

- Using Measure CC funding, restore native coastal grassland at Pt. Pinole by controlling noxious weeds and utilize prescribed fire, seasonal sheep grazing, and native grass seeding with control monitoring plots.
- Advertise RFP and implement new grazing license for Briones Regional Park.
- Oversee completion of year nine of the UC Grassland Management Study.

2. Integrated Pest Management (IPM) Program

Ongoing Objectives

- Provide technical & field support in weed management to the FEMA and Measure CC Wildlands Fuels Management Programs through the Fuels Group.
- Continue and expand the invasive weed management program on all District properties, targeting yellow starthistle, purple starthistle, artichoke thistle, French broom, oblong spurge, cape ivy, fennel, medusahead, perennial pepperweed and stinkwort,

2010 Objectives

- Complete the Tilden Golf Course IPM Program and facilitate a Water Quality Assessment Project for that section of Wildcat Creek that lies within the Tilden Golf Course as a complementary study to this pest management program.
- Complete year six of ongoing enhancement program including late summer survey for the endangered Santa Cruz Tarplant with Federal, State, and University of California specialists.
- Complete and summarize findings of the Alameda Creek Riparian Monitoring Project.
- Facilitate year three of a three-year Risk Assessment study by the University of California on the Sudden Oak Death (SOD) infestation in Tilden Regional Park with a focus on developing best management practices for District staff and contractors to reduce SOD expansion within the District.
- Continue to update mapping and inventory of targeted noxious and invasive weed species. Current projects include Vargas Plateau, Pleasanton Ridge, Dublin Hills, and Shadow Cliffs..
- Provide annual one-day training to District staff regarding IPM programs, policies and protocols.

3. Fisheries Program

Ongoing Objectives

- Develop and enhance District warm water fisheries. Monitor black bass population response to restoration efforts. Coordinate restoration projects with area volunteers.
- Continue to participate in the Alameda Creek Steelhead Restoration program. Coordinate fisheries surveys within Sunol Regional Park and steelhead rescues at the Bay Area Rapid Transit weir.
- Research and implement management recommendations to protect native rainbow trout habitat in Wildcat and Redwood Creeks. Monitor and manage native Sacramento Perch populations in District ponds.

2010 Objectives

- Coordinate \$450,000+ annual recreational fishing program on 11 District lakes and shoreline parks. Monitor game fish populations in recreational fishing lakes and recommend enhancement techniques.
- Work with Interpretive staff to develop and administer the Mobile Fish Exhibit program for public education and recreational outreach. Procure a 6 month Fisheries Resource Analyst to facilitate fisheries program including: fish procurement; transport; and holding.
- Support/implement 25+ annual fishing derbies and clinics.
- Manage non-native Spartina control on District's Bay shorelines. Coordinate with the Coastal Conservancy Invasive Spartina Project and Save the Bay personnel.
- Coordinate Measure WW project to restore sections of Alameda Creek for steelhead and other native riparian species.
- Coordinate Measure CC-funded Project for the Wildcat Creek Watershed Sediment Study
- Coordinate Measure WW-funded Project for the Alameda Point Beach Restoration
- Develop grant funding process to work with local creeks conservancy groups to allocate Measure WW creeks restoration funds to specific projects.
- Work with the Recreation Department on the purchase and implementation of a patio boat for use in fishing derbies, classes and events.

GEOGRAPHIC INFORMATION SYSTEM (GIS) SERVICES

Ongoing Objectives

- Continue to maintain and upgrade GIS-related hardware, software, network and data layers.
- Continue to provide GIS services to all District departments and coordinate appropriate data sharing with other agencies.
- Continue to train District staff in the proper use of GIS technologies.
- Continue to provide GIS support for FEMA and Measure CC Fuels Management projects.
- Continue to provide access and enhancements to ParkView for all District Staff.

2010 Objectives

- Develop a publicly accessible ParkView (park finder) application.
- Integrate the Public Safety Computer Aided Dispatch System (CAD) with GIS.
- Provide geo-data analysis for the District's Habitat Conservation Plan (HCP)
- Using academic interns and professional consultants, as available, update the District's Cultural Site Atlas by field-checking and geo-locating listed sites and expanding site descriptions.
- Using academic interns, support the Operations Division by mapping protected resource exclusion areas to implement the new Geo-caching Policy.

Page Intentionally Left Blank

PUBLIC AFFAIRS DIVISION

The Public Affairs Division budget includes the Public Affairs and Environmental Graphics departments.

	2007 ACTUAL	2008 ACTUAL	2009 BUDGET	2010 BUDGET	Change
OPERATING BUDGET:					
Personnel Services	\$ 1,465,340	\$ 1,541,104	\$ 1,976,585	\$ 1,879,331	-4.9%
Supplies	148,245	168,484	197,393	172,393	-12.7%
Services	916,719	1,334,490	1,044,808	969,808	-7.2%
Equipment	-	-	4,348	4,348	0.0%
Intra-District Charges	-	-	-	75,500	0.0%
Total	\$ 2,530,304	\$ 3,044,077	\$ 3,223,134	\$ 3,101,380	-3.8%
CAPITAL BUDGET:					
Supplies	\$ -	\$ 14,242	\$ -	\$ -	0.0%
Services	85,690	1,920	-	-	0.0%
Total	\$ 85,690	\$ 16,162	\$ -	\$ -	0.0%
Subtotal Operating/Capital	\$ 2,615,994	\$ 3,060,240	\$ 3,223,134	\$ 3,101,380	-3.8%
DEPARTMENTS:					
Public Affairs	\$ 2,615,994	\$ 3,060,240	\$ 3,223,134	\$ 3,101,380	-3.8%
Total	\$ 2,615,994	\$ 3,060,240	\$ 3,223,134	\$ 3,101,380	-3.8%
FUNDING SOURCES:					
101 General Fund	\$ 2,530,304	\$ 3,044,077	\$ 3,223,134	\$ 3,101,380	-3.8%
336 OTA Projects	85,690	16,162	-	-	0.0%
Total	\$ 2,615,994	\$ 3,060,240	\$ 3,223,134	\$ 3,101,380	-3.8%
STAFFING:					
Regular/Permanent	14.20	16.20	16.20	16.20	0.00
Seasonal/Temporary	0.00	0.00	0.00	0.00	0.00
Total	14.20	16.20	16.20	16.20	0.00
Unfunded position in 2010 budget:				1.00	
Total funded positions in 2010:				15.20	

PUBLIC AFFAIRS DIVISION

ROLE

The Public Affairs Division provides vital communications promoting the District's parklands, programs and image. Audiences consist of the public, underserved populations, public, private and non-profit organizations, all media, District volunteers and District staff. The Division accomplishes its work through effective and creative publications, social media, signage, media relations, community outreach and fundraising. Public Affairs works in furtherance of the District's mission to:

- Support the development and retention of well-trained, dedicated and productive employees.
- Improve access to and use of the parks by all East Bay residents with special efforts to reach members of groups that have been underrepresented, such as disabled, economically disadvantaged, and elderly visitors.
- Create quality programs that recognize the cultural diversity represented in the region.
- Participate in partnerships with public agencies, nonprofit organizations, volunteers and the private sector to achieve mutual goals
- Ensure open and inclusive public processes

ONGOING OBJECTIVES

Objective: Proactively encourage positive media coverage of the Park District, its Regional Parks, trails, programs and services to all media.

<u>Strategy</u>	<u>Measure</u>	<u>Projected</u>
Draft and distribute press releases and media alerts	Number of releases and alerts issued	60 per year
Maintain, update and enhance District's website	Number of updates posted	New information will be posted daily including weekends during fire season
Partner with Spanish language media for public informational messaging	Number of TV spots produced	4 new Public Service Announcements produced in 2010

Objective: Inform public of District Parks, trails, programs. Promote a positive image of the Park District through high quality, consistently branded communications.

<u>Strategy</u>	<u>Measure</u>	<u>Projected</u>
Produce "Regional in Nature" newspaper insert program guide	Number of issues published	6 issues per year

PUBLIC AFFAIRS DIVISION

Produce "e-newsletter" to an opt-in customer database	Number of issues published.	6 issues per year
Increase number of subscribers.	Number of subscribers added	15,000 new subscribers added in 2010
Update and reprint individual park map brochures	Number of park maps printed per year	30 maps printed per year
Design and print new information brochures and/or factsheets/flyers	Number of new brochures/factsheets printed per year	4 new publications printed per year
Prepare presentations and coordinate a Speakers Bureau to reach diverse audiences	Number of presentations made	25 speeches per year

Objective: Inform and promote new District Regional Parks and facilities and re-enforce relationships with elected officials and stakeholder groups.

<u>Strategy</u>	<u>Measure</u>	<u>Projected</u>
Plan and produce District parkland dedications and other commemorative and outreach events	Number of events held	6 special events/dedications per year
Coordinate District participation in local/ regional cultural fairs, festivals and special events	Number of fairs participated in	8 fairs per year
Recruit, train and coordinate "Ambassadors" volunteer program	Number of new volunteers	10 new volunteers in 2010

Objective: Keep Park District employees well informed regarding current challenges, initiatives, projects, programs and opportunities for community involvement.

<u>Strategy</u>	<u>Measure</u>	<u>Projected</u>
Produce internal communication e-mail newsletter, "The Leaf", for employees and retirees	Number of newsletters produces	Monthly publication

PUBLIC AFFAIRS DIVISION

Objective: Provide clear directional and informational signage with consistent branding to assist public in using and enjoying Regional Parks and trails.

<u>Strategy</u>	<u>Measure</u>	<u>Projected</u>
Produce signs and specialty signs, banners and displays	Number of units produced	10,000 units produced annually

Objective: Create private sector and individual financial support for Park District Regional Parks and programs.

<u>Strategy</u>	<u>Measure</u>	<u>Projected</u>
Staff the Regional Parks Foundation and develop and implement fund-raising programs and initiatives	Funds raised	\$1,000,000 raised in 2010

Objective: Provide direct assistance and support to all members of the Park District's Board of Directors with targeted community outreach activities within each Ward.

<u>Strategy</u>	<u>Measure</u>	<u>Projected</u>
Plan and host Chamber of Commerce mixers	Number of events hosted	3 mixers hosted in 2010
Prepare and assist Board members to make presentations to service clubs and other community organizations	Number of Presentations	7 presentations in 2010
Draft columns, press releases, letters and/or other communications as requested by individual Board members	Number of written communications	14 individual communications pieces completed in 2010

2010 OBJECTIVES

1. Public Affairs will be an active member in the 2010 update of the District's Master Plan by developing and implementing a comprehensive strategic outreach plan, to engage key stakeholders and the general public in the future of the Park District's public access priorities, including but not limited to the following tactics:
 - Crafting all internal and external communications using traditional and new media, newsletters, websites and relevant partnerships
 - Planning of all community meetings and coordination of Board Member involvement
 - Development of strategic key messaging
 - Participation in diverse community events, fairs and festivals with the assistance of trained volunteer Ambassadors and employee volunteers

PUBLIC AFFAIRS DIVISION

- Managing the Park District's community speaker's bureau

Measured results include:

- Implementation of and public participation in community events in each Park District Ward
- Development of an outreach plan guidebook for management and Board
- Media coverage detailing Park District's Master Plan efforts
- Monthly Master Plan update communication and review of number of viewers to information located on Park District's website and/or e-newsletter

2. Public Affairs will develop a plan and policy for the ongoing use of social media to educate and encourage general public to use and access Regional Parks, shoreline and trails as well as to communicate District policies, activities, events, services, programs and charitable opportunities through the Regional Parks Foundation. Such social media planning will include:

- Development of policy and procedural applications for the Park District's use of online networking tools like Facebook, Flickr, YouTube, Twitter, Blogs, etc.
- Management of blog content monitoring about Park District topics
- Interaction with and development of distributed system to help manage informational content on individual social networking sites
- Inter-departmental coordination with appropriate key staff and/or committees

Measured results include:

- Written social media policy
- Establishment of District blog
- Establishment of cross-divisional "social media team"

3. To reinforce the District's mission of providing accessible parklands for all, Public Affairs will develop and implement an arts and photography exhibition featuring works from culturally diverse community partners and local artists representing their view of regional parks past and present. Scope of project will include:

- Selection of qualified partnership organizations to provide professional assistance in all aspects of an artistic outreach and exhibition development
- Inter-departmental coordination for exhibition event planning at select Regional Parks
- Presentation opportunities for Board Members

Measured results include:

- Number of participating artists
- Media coverage
- Creation of new corporate and nonprofit partnerships representing diverse communities within Alameda and Contra Costa Counties

PUBLIC AFFAIRS DIVISION

4. Public Affairs, in partnership with the Regional Parks Foundation, will host a commemorative signature event to both showcase the monumental progress that the Park District has achieved over the past 75 years, as well as celebrate the Regional Parks Foundation's 40 years of groundbreaking success. The goal of this community outreach effort is to:
 - Create an opportunity for widespread community engagement with a cross-section of Alameda and Contra Costa Counties constituents including but not limited to elected officials, local residents, corporate leaders and sponsors, community organizations, small business owners, and Park District staff
 - Raise essential funding to continue providing broader public access for at-risk, disabled, and low-income communities
 - Provide speaking opportunities for Board Members and community leaders that promote increased public awareness about the mission of the Park District and the Regional Parks Foundation
 - Forge new community partnerships with local businesses and corporations to foster cross-promotional opportunities that advance mission driven objectives

Measured results include:

- Hosting an event with at least 400 attendees
- Raising a minimum of \$50,000 that can be directed toward environmental restoration projects and camping scholarships for low-income and at-risk youth
- Securing sponsorships from local corporations, businesses and individuals

PUBLIC SAFETY DIVISION

The Public Safety Division budget includes the Office of the Chief, Aquatics, Fire and Police departments.

	2007 ACTUAL	2008 ACTUAL	2009 BUDGET	2010 BUDGET	Change
OPERATING BUDGET:					
Personnel Services	\$ 15,397,144	\$ 16,883,482	\$ 18,739,253	\$ 17,591,198	-6.1%
Supplies	599,789	632,416	874,972	810,822	-7.3%
Services	1,350,824	1,424,731	1,635,250	1,426,927	-12.7%
Equipment	1,371,087	191,351	979,400	78,709	-92.0%
Debt Service/Leases	-	794,066	795,000	794,200	-0.1%
Intra-District Charges	-	1,024,100	-	1,888,758	0.0%
Total	\$ 18,718,845	\$ 20,950,147	\$ 23,023,875	\$ 22,590,614	-1.9%
CAPITAL BUDGET:					
Personnel Services	\$ 332,091	\$ 301,569	\$ 275,832	\$ 263,788	-4.4%
Supplies	13,011	31,511	-	-	0.0%
Services	416,085	814,027	100,000	117,838	17.8%
Land, Construction	569,749	2,920,929	350,000	-	-100.0%
Total	\$ 1,330,936	\$ 4,068,036	\$ 725,832	\$ 381,626	-47.4%
Subtotal Operating/Capital	\$ 20,049,781	\$ 25,018,183	\$ 23,749,707	\$ 22,972,240	-3.3%
DEPARTMENTS:					
Administration	\$ 3,728,827	\$ 4,094,062	\$ 4,501,502	\$ 5,322,771	18.2%
Aquatics	1,804,530	1,982,996	2,024,537	1,936,898	-4.3%
Fire	3,445,298	5,507,703	3,394,883	3,308,323	-2.5%
Police	11,071,126	13,433,423	13,828,785	12,404,248	-10.3%
Total	\$ 20,049,781	\$ 25,018,183	\$ 23,749,707	\$ 22,972,240	-3.3%
FUNDING SOURCES:					
101 General Fund	\$ 18,583,159	\$ 20,788,796	\$ 22,749,812	\$ 22,294,860	-2.0%
226 Measure CC	135,686	161,351	274,063	295,754	7.9%
333 Capital	569,749	2,900,199	350,000	-	-100.0%
336 OTA Projects	761,187	1,167,837	375,832	381,626	1.5%
Total	\$ 20,049,781	\$ 25,018,183	\$ 23,749,707	\$ 22,972,240	-3.3%
STAFFING:					
Regular/Permanent	107.73	111.44	111.06	111.09	0.03
Seasonal/Temporary	35.67	39.58	40.78	40.78	0.00
Total	143.40	151.02	151.84	151.87	0.03
Unfunded position in 2010 budget:				11.21	
Total funded positions in 2010:				140.66	

ROLE

Administration of the Public Safety Division oversees policy formulation for the Police and Fire Departments, allocates staff resources to achieve objectives, manages the division's operating budget, coordinates the hiring of police officers and fire fighters to reflect the diversity of the community, and manages training of all personnel. Public Safety Administration also manages the District's communications center, coordinates with other departments on projects or problems of mutual concern, and maintains good working relationships with police and fire agencies inside and outside of the District.

BUDGET SUMMARY

	2007 ACTUAL	2008 ACTUAL	2009 BUDGET	2010 BUDGET	Change
OPERATING BUDGET:					
Personnel Services	\$ 2,459,919	\$ 2,811,033	\$ 3,258,667	\$ 3,117,536	-4.3%
Supplies	213,172	215,111	178,201	202,451	13.6%
Services	557,237	642,300	625,483	635,483	1.6%
Equipment	73,647	11,962	89,151	19,567	-78.1%
Intra-District Charges	-	51,600	-	1,347,734	0.0%
Total	\$ 3,303,975	\$ 3,732,006	\$ 4,151,502	\$ 5,322,771	28.2%
CAPITAL BUDGET:					
Land, Construction	\$ 424,852	\$ 362,056	\$ 350,000	\$ -	-100.0%
Total	\$ 424,852	\$ 362,056	\$ 350,000	\$ -	-100.0%
Subtotal Operating/Capital	\$ 3,728,827	\$ 4,094,062	\$ 4,501,502	\$ 5,322,771	18.2%
DEPARTMENTS:					
Administration	\$ 3,728,827	\$ 4,094,062	\$ 4,501,502	\$ 5,322,771	18.2%
Total	\$ 3,728,827	\$ 4,094,062	\$ 4,501,502	\$ 5,322,771	18.2%
FUNDING SOURCES:					
101 General Fund	\$ 3,303,975	\$ 3,732,006	\$ 4,151,502	\$ 5,322,771	28.2%
333 Capital	424,852	362,056	350,000	-	-100.0%
Total	\$ 3,728,827	\$ 4,094,062	\$ 4,501,502	\$ 5,322,771	18.2%
STAFFING:					
Regular/Permanent	21.00	23.00	23.00	23.00	0.00
Seasonal/Temporary	4.75	4.75	4.75	4.75	0.00
Total	25.75	27.75	27.75	27.75	0.00
Unfunded position in 2010 budget:				1.75	
Total funded positions in 2010:				26.00	

ONGOING OBJECTIVES

1. Maintain cooperative working relations with police, fire, and criminal justice agencies in both counties.
2. Ensure compliance with all legal, professional and standards issued by the Police Officers Standards and Training Commission (POST).

3. Evaluate division programs to ensure high levels of efficiency and effectiveness.
4. Regularly inform other District departments about issues related to Public Safety and ongoing departmental activities, and ensure regular liaison with Park Operations at all staff levels.
5. Continue to work with the General Manager to increase direct and open communication between the General Manager and District staff about current projects and long-term strategic directions.
6. Assist the Finance Division with obtaining an inventory of structures, infrastructure and other assets necessary for compliance with the Governmental Accounting Standards Board (GASB) Statement 34.

2010 OBJECTIVES

1. Complete the process to obtain accreditation for the Police Department from the Commission on Accreditation of Law Enforcement Agencies (CALEA).
2. Evaluate the current computer-aided dispatch system in comparison with other systems to determine the most cost effective and technologically sound system that meets the needs of the District.
3. Explore the development of an agreement with San Ramon Valley Fire Protection District to utilize the Mount Diablo radio repeater site to improve communication coverage and interoperability.
4. Review the Space Needs Assessment for the Headquarters building to determine if some of the recommendations can be implemented.

PERFORMANCE MEASURES

1. Provide FEMA EMI Critical Incident Training to four Communications Supervisors to insure compliance with the National Incident Management System requirements.
2. Create a training course to prepare officers and dispatchers for acting supervision roles and present the course to 10 participants.

ROLE

The Fire Department manages fire prevention, fire suppression and wildland fire mitigation efforts throughout the District. It also provides the first response for medical calls in parklands not served by local agencies. Other major responsibilities include: response and management of hazardous materials incidents; search and rescue; resource management and habitat improvement through a program of prescribed burning; coordination with other fire service agencies, including the California Department of Forestry; review and evaluation of fire-related design and environmental impact issues; and incident command for major emergencies.

BUDGET SUMMARY

	2007 ACTUAL	2008 ACTUAL	2009 BUDGET	2010 BUDGET	Change
OPERATING BUDGET:					
Personnel Services	\$ 2,038,052	\$ 3,011,299	\$ 2,310,532	\$ 2,252,759	-2.5%
Supplies	134,839	148,314	109,882	134,882	22.8%
Services	380,599	381,294	452,354	403,606	-10.8%
Equipment	125,600	45,515	146,283	-	-100.0%
Intra-District Charges	-	730,100	-	135,450	0.0%
Total	\$ 2,679,090	\$ 4,316,523	\$ 3,019,051	\$ 2,926,697	-3.1%
CAPITAL BUDGET:					
Personnel Services	\$ 332,091	\$ 301,569	\$ 275,832	\$ 263,788	-4.4%
Supplies	13,011	31,511	-	-	0.0%
Services	416,085	814,027	100,000	117,838	17.8%
Land, Construction	5,021	44,073	-	-	0.0%
Total	\$ 766,208	\$ 1,191,180	\$ 375,832	\$ 381,626	1.5%
Subtotal Operating/Capital	\$ 3,445,298	\$ 5,507,703	\$ 3,394,883	\$ 3,308,323	-2.5%
DEPARTMENTS:					
Fire	\$ 3,445,298	\$ 5,507,703	\$ 3,394,883	\$ 3,308,323	-2.5%
Total	\$ 3,445,298	\$ 5,507,703	\$ 3,394,883	\$ 3,308,323	-2.5%
FUNDING SOURCES:					
101 General Fund	\$ 2,679,090	\$ 4,316,523	\$ 3,019,051	\$ 2,926,697	-3.1%
333 Capital	5,021	23,343	-	-	0.0%
336 OTA Projects	761,187	1,167,837	375,832	381,626	1.5%
Total	\$ 3,445,298	\$ 5,507,703	\$ 3,394,883	\$ 3,308,323	-2.5%
STAFFING:					
Regular/Permanent	14.75	15.75	15.75	15.75	0.00
Seasonal/Temporary	0.00	0.00	0.00	0.00	0.00
Total	14.75	15.75	15.75	15.75	0.00
Unfunded position in 2010 budget:				0.50	
Total funded positions in 2010:				15.25	

ONGOING OBJECTIVES

1. Mitigate the effects of wildland fire within the District by using prescribed fire, mechanical fuels treatment, hand crew treatments, strategic goat grazing, contract crews, and other methods that are compatible with the District's resource management goals.
2. Coordinate District fire, emergency response and wildfire mitigation issues with cooperating agencies by maintaining active participation in the Alameda and Contra Costa County Fire Chief's Associations, the Bay Area Air Quality Management District, Diablo Fire Safe Council and the Hills Emergency Forum.
3. Meet monthly with the Stewardship Department and with Park Operations to ensure that fire department resources are allocated for special needs or problems.
4. Ensure that Fire Services is in conformance with all equipment and training mandates.
5. Support efforts to foster direct and open communications District-wide.

2010 OBJECTIVES

1. Provide shared leadership of the District's "Fuels Group," consisting of representatives from Stewardship, Operations and the Fire Department to monitor the District's vegetation management program.
2. Conduct a significant review of the District's Fire Danger Operating and Preparedness Plan and use it to guide fire business management decisions.
3. Initiate a review and update of the Fire Department's policies and procedures utilizing an academic intern.

PERFORMANCE MEASURES

1. Expand the current Public Access Defibrillator Program to serve three additional high volume and rural park use areas.
2. Seek funding through the Department of Homeland Security to replace obsolete Self Containing Breathing Apparatus (SCBA) for up to 25 firefighters.

ROLE

Reporting under the Fire Department, the Aquatics Unit manages lifeguard services, aquatic programs and District-wide training in emergency medical services. The unit also plays an important role in educating the community about swimming and boating safety through public contacts, educational booths and safety presentations. Lifeguard services are provided at ten locations for recreational swimming as well as special events, including open water swims and triathlons. The aquatic program at Roberts and Contra Loma includes a range of "learn to swim" classes. Roberts also offers lap and recreational swimming and exclusive recreational pool use one day each week for the disabled community. The Open Water Junior Lifeguard program for youth is offered throughout the summer at six facilities. The Aquatics Unit also provides instruction and certification to police officers, firefighters and park field staff in first aid, CPR and blood borne pathogens.

BUDGET SUMMARY

	2007 ACTUAL	2008 ACTUAL	2009 BUDGET	2010 BUDGET	Change
OPERATING BUDGET:					
Personnel Services	\$ 1,676,346	\$ 1,865,027	\$ 1,911,927	\$ 1,824,288	2.5%
Supplies	84,104	75,287	75,723	75,723	0.6%
Services	44,080	36,087	36,887	36,887	2.2%
Equipment	-	6,595	-	-	-100.0%
Total	\$ 1,804,530	\$ 1,982,996	\$ 2,024,537	\$ 1,936,898	2.1%
CAPITAL BUDGET:					
Personnel Services	\$ -	\$ -	\$ -	\$ -	0.0%
Total	\$ -	\$ -	\$ -	\$ -	0.0%
Subtotal Operating/Capital	\$ 1,804,530	\$ 1,982,996	\$ 2,024,537	\$ 1,936,898	2.1%
DEPARTMENTS:					
Aquatics	\$ 1,804,530	\$ 1,982,996	\$ 2,024,537	\$ 1,936,898	2.1%
Total	\$ 1,804,530	\$ 1,982,996	\$ 2,024,537	\$ 1,936,898	2.1%
FUNDING SOURCES:					
101 General Fund	\$ 1,804,530	\$ 1,982,996	\$ 2,024,537	\$ 1,936,898	2.1%
Total	\$ 1,804,530	\$ 1,982,996	\$ 2,024,537	\$ 1,936,898	2.1%
STAFFING:					
Regular/Permanent	4.50	4.50	4.50	4.50	0.00
Seasonal/Temporary	29.82	33.73	34.93	34.93	0.00
Total	34.32	38.23	39.43	39.43	0.00
Unfunded position in 2010 budget:				3.00	
Total funded positions in 2010:				36.43	

ONGOING OBJECTIVES

1. Provide safe and enjoyable swimming environments through active observation, and take appropriate action to prevent accidents during recreational swimming and special events. Perform rescue, medical aid, and search and recovery as needed.

2. Maintain high standards for staff, facility preparedness, equipment, training and operational methods for quality programs and services. Update the Lifeguard Service, Lifeguard Academy, and In-service Training Manuals to reflect these standards.
3. Conduct certification and training programs that meet or exceed American Red Cross and United States Lifesaving Association guidelines through the Lifeguard Academy and operational procedures.
4. Provide aquatic programs that exceed participant expectations in their content and quality.
5. Plan, develop, organize and conduct emergency medical services training and instructor development.

2010 OBJECTIVES

1. Coordinate with the Public Safety Volunteer Coordinator to develop a water safety outreach program utilizing existing Volunteer Trail Safety Patrol volunteers.
2. Evaluate the design and structures of the remodeled swim lagoon at Don Castro and develop and implement operational requirements for lifeguard services at the facility.
3. Coordinate with Public Affairs staff to expand public awareness of the child supervision rule through outreach, publications and environmental graphics.
4. Evaluate the current level of medical services provided at open water swim special events and explore the effectiveness of utilizing a coordinated approach with the fire department to provide the services.

PERFORMANCE MEASURES

1. Reduce missing person incidents 3% from our five year average by improving public adherence to the child supervision rule through staffing, publication materials, survey feedback, and more effective signs
2. Participate in the American Red Cross Aquatic Examiner Program and have two swim facilities examined to increase safety.

ROLE

The Police Department provides basic law enforcement services for District property, East Bay Municipal Utilities District (EBMUD) properties under a Joint Powers Agreement, and San Francisco Water Department (SFWD) land operated by the District under a long-term lease. The department is also responsible for criminal investigations, crime analysis and crime prevention. Police Services uses a variety of patrol methods to meet the needs of the District's diverse facilities and user populations, including patrol teams, an Investigations Unit, and a Helicopter Unit. The Helicopter Unit also provides specialized support to other District divisions.

BUDGET SUMMARY

	2007 ACTUAL	2008 ACTUAL	2009 BUDGET	2010 BUDGET	Change
OPERATING BUDGET:					
Personnel Services	\$ 9,222,827	\$ 9,196,122	\$ 11,258,127	\$ 10,396,615	-7.7%
Supplies	167,675	193,704	511,166	397,766	-22.2%
Services	368,908	365,051	520,526	350,951	-32.6%
Equipment	1,171,840	127,278	743,966	59,142	-92.1%
Debt Service/Leases	-	794,066	795,000	794,200	-0.1%
Intra-District Charges	-	242,400	-	405,574	0.0%
Total	\$ 10,931,251	\$ 10,918,622	\$ 13,828,785	\$ 12,404,248	-10.3%
CAPITAL BUDGET:					
Land, Construction	\$ 139,876	\$ 2,514,801	\$ -	\$ -	0.0%
Total	\$ 139,876	\$ 2,514,801	\$ -	\$ -	0.0%
Subtotal Operating/Capital	\$ 11,071,126	\$ 13,433,423	\$ 13,828,785	\$ 12,404,248	-10.3%
DEPARTMENTS:					
Police	\$ 11,071,126	\$ 13,433,423	\$ 13,828,785	\$ 12,404,248	-10.3%
Total	\$ 11,071,126	\$ 13,433,423	\$ 13,828,785	\$ 12,404,248	-10.3%
FUNDING SOURCES:					
101 General Fund	\$ 10,795,564	\$ 10,757,272	\$ 13,554,722	\$ 12,108,494	-10.7%
226 Measure CC	135,686	161,351	274,063	295,754	7.9%
333 Capital	139,876	2,514,801	-	-	0.0%
Total	\$ 11,071,126	\$ 13,433,423	\$ 13,828,785	\$ 12,404,248	-10.3%
STAFFING:					
Regular/Permanent	67.48	68.19	67.81	67.84	0.03
Seasonal/Temporary	1.10	1.10	1.10	1.10	0.00
Total	68.58	69.29	69.61	68.94	-0.67
Unfunded position in 2010 budget:				5.96	
Total funded positions in 2010:				62.98	

ONGOING OBJECTIVES

1. Through the monthly liaison meeting with the Operations Division, ensure that resources are allocated for special needs or problems.

2. Analyze incidents routinely to identify emerging problems and major trends and resolve them in a timely manner.
3. Maximize the use of volunteers to educate trail users about trail safety and etiquette, dog rules and etiquette, and marine safety information.
4. Maintain close working relationships with police agencies in both Alameda and Contra Costa counties.
5. Support efforts to foster direct and open communications District-wide.

2010 OBJECTIVES

1. Review and evaluate a program to assist division personnel to develop their leadership and management skills to become more effective in their current positions and prepare for promotion.
2. Complete the final phase of training for the SWAT team and evaluate the need for a specialized vehicle for the team.
3. Review and evaluate the effectiveness of the increased staffing levels for the Special Enforcement Unit.
4. Develop a program within current budgetary constraints, in conjunction with the Fire Department, to purchase and deploy automated external defibrillators (AED) in patrol vehicles to provide a more effective response to medical emergencies by officers.
5. Review the current Volunteer Trail Safety Patrol and identify additional areas within the Public Safety Division for volunteer program assistance.

PERFORMANCE MEASURES

1. Conduct four trail safety checkpoints, staffed by volunteers, and participate in four community outreach events.
2. Research opportunities for disaster training for police supervisors and managers through the federal Emergency Management Institute and train up to four sergeants or lieutenants.

Page Intentionally Left Blank

NONDEPARTMENTAL

The Nondepartmental budget includes debt service and miscellaneous other costs that are not directly related to the operation of any single department of the District.

	2007 ACTUAL	2008 ACTUAL	2009 BUDGET	2010 BUDGET*	Change
OPERATING BUDGET:					
Personnel Services	\$ 6,261,912	1,953,351	\$ 3,017,557	\$ (700,000)	-123.2%
Supplies	840	-	-	-	0.0%
Services	3,963,730	2,323,893	2,593,301	-	-100.0%
Inter-agency Agreements	-	200,000	-	-	0.0%
Equipment	602,342	396,580	3,733	-	-100.0%
Debt Service/Leases	25,745,222	106,966,917	32,338,150	34,643,134	7.1%
Intra-District Charges	-	431,917	-	-	0.0%
Total	\$ 36,574,046	\$ 112,272,658	\$ 38,027,741	\$ 33,943,134	-10.7%
CAPITAL BUDGET:					
Land, Construction, Equip	\$ 200,000	\$ 43,511	\$ -	\$ -	0.0%
Total	\$ 200,000	\$ 43,511	\$ -	\$ -	0.0%
Subtotal Operating/Capital	\$ 36,774,046	\$ 112,316,169	\$ 38,027,741	\$ 33,943,134	-10.7%
					0.0%
DEPARTMENTS:					
Nondepartmental	\$ 36,774,046	\$ 112,316,169	\$ 38,027,741	\$ 33,943,134	-10.7%
Total	\$ 36,774,046	\$ 112,316,169	\$ 38,027,741	\$ 33,943,134	-10.7%
FUNDING SOURCES:					
101 General Fund	\$ 6,453,456	\$ 2,407,478	\$ 2,492,318	\$ (700,000)	-128.1%
220 Two County LLD	308,502	306,768	350,000	-	-100.0%
221 ECCC LLD	15,930	125,147	140,000	-	-100.0%
222 Five Canyon Zone	385	3	-	-	0.0%
226 Measure CC	100,000	-	-	-	0.0%
333 Capital	200,000	28,471	-	-	0.0%
336 OTA Projects	-	15,041	-	-	0.0%
552 Workers' Comp	3,761,338	2,462,620	2,817,273	-	-100.0%
555 General Liability	282,000	-	-	-	0.0%
810 '2002' Bond Debt Svc	1,208,435	1,200,388	1,213,750	1,200,100	-1.1%
812 Meas AA Debt Svc	24,446,794	105,770,254	31,014,400	30,598,597	-1.3%
813 Meas WW Debt Svc	-	-	-	2,844,437	0.0%
Total	\$ 36,776,841	\$ 112,316,169	\$ 38,027,741	\$ 33,943,134	-10.7%
STAFFING:					
Regular/Permanent	-	-	-	-	0.00
Seasonal/Temporary	-	-	-	-	0.00
Total	-	-	-	-	0.00

* All appropriations allocated to specific divisions in 2010, except debt service.

Page Intentionally Left Blank

SECTION E-1
SUPPLEMENTAL INFORMATION

Fiscal Policies

Debt And Appropriation Limits

Livermore Area Recreation and Park District

Volunteer Support

Basis of Accounting

The District's basis of accounting is consistent with Generally Accepted Accounting Principles (GAAP). The budgets of governmental funds (General Fund, special revenue funds, and debt service funds) are accounted for on a current financial resources measurement focus and the modified accrual basis of accounting. Revenues are recognized when they become measurable and available (received within 60 days of year end) to finance expenditures of the current period. Expenditures are recorded when the related liability is incurred, except principal and interest payments on general long-term debt, which are recognized when due.

The capital projects funds are budgeted on a cash basis. Revenues are recognized when collected, and expenses are recorded when paid. The capital projects funds are budgeted on a project length basis, and therefore fluctuate from year-to-year depending upon the timing and completion of a project.

Budgets for proprietary funds (internal service funds) are accounted for using the economic resources measurement focus and the full accrual basis of accounting. Revenues are recognized in the period earned, and expenses are recognized in the period in which the liabilities are incurred. Depreciation expense is not budgeted in the proprietary funds.

Fiduciary funds, including pension type trust funds, are not budgeted by the District.

Budget Process

The District's budget is a vital tool for establishing public policy, maintaining control over the management of resources, and implementing fiscal plans. Almost every decision, activity and program is expressed within the context of the budget. Budget planning begins with Board workshops held February through May, which address District priorities, capital finance, and capital, land acquisitions and trail projects. At the workshops, the Board of Directors and staff discuss the priorities for these projects for the upcoming budget, including the 5-year Capital Improvement Plan.

Throughout the year, the public is invited to comment on the District's long and short term plans, including the budget, via public board meetings held on the first and third Tuesday of each month. The Board Finance, Board Operations and Board Legislative sub-committees also offer monthly opportunities for public comment. A schedule of all public hearings is posted on the District website and at District headquarters. In addition, the public can contact District staff to provide input and feedback.

Each division's base operating budget is determined based upon current year appropriations and next year's budgeted revenues forecast. Personnel costs are calculated based upon funded positions, and updated salary and benefit rates. The number of funded positions may be less than the number of approved positions for a particular budget, depending on resources available.

Additionally, divisions may submit budget request for additional appropriations. Departmental budget requests are submitted to the General Manager by early September. They are then discussed, prioritized and recommended for approval by the General Manager (GM) and Assistant General Managers (AGMs).

In October the Finance Department prepares the General Fund preliminary budget information, which is presented to and discussed with the Board Finance Committee. In November the

Finance Department prepares the District’s proposed budget, which includes all funds and all elements of the final budget except the GM Comment section. The proposed budget is presented to the Park Advisory Committee (PAC) and the Board Finance Committee. Comments are solicited, and a recommendation for adoption by the Board of Directors is requested. During this stage of the process, recommendations and priorities may shift, causing the proposed budget to be amended. The first public hearing on the budget is held during the first Board meeting in December. The second public hearing is held during the second Board meeting in December, at which time the Board of Directors considers approving the budget. The approved budget becomes effective on January 1.

Budget Calendar

February-May	Board of Director workshops
May	Review prior year end audit results. Formulate budget strategies with General Manager.
June	Review position allocations between General Fund, special revenue funds, capital project funds, and internal service funds.
July	Develop performance measures by division, department and unit.
August	Distribute base budget instructions to field.
September	Review and prioritize budget requests.
October	Prepare budget, review preliminary budget with Board Finance Committee.
November	Present proposed budget to Board Finance Committee and Park Advisory Committee.
December	Present proposed budget at the first Board of Director meeting in December, which is a public hearing. The budget is adopted at the second Board meeting in December, which is also a public hearing.
January	The budget becomes effective January 1.

Each quarter the Finance Department presents to the Board Finance Committee a budget status update with the budget to actual analysis report. The reports provide budget versus actual comparisons in the current year and comparisons of like quarters from the prior year. An analysis of significant variances is included for each major revenue and expenditure section of the reports.

Budget Policy

The District’s Board of Directors has formally adopted the District’s Budget Policy, which states that the District shall have a balanced budget. Additionally the District follows best practices in budgeting, including: assessment of constituent needs, development of long range plans, adherence to budget preparation and adoption procedures, monitoring of performance, and adjustment of budget as required. The budget can be amended during the year, in accordance with the Board Operating Guidelines. Board action is required to make budget adjustments in the following cases:

1. A budget transfer from one fund to another for amounts exceeding \$25,000.
2. Adjustments between expenditure categories of personnel services, supplies and services, capital outlay and debt service for amounts exceeding \$25,000.
3. Adjustments to capital project accounts exceeding \$25,000. The subdivision of a capital project into related subprojects that does not change the scope of the project does not require Board approval. Land acquisition capital project accounts, that have authority to

negotiate, can be increased up to \$25,000 from other appropriated and available land acquisition capital project accounts.

4. Transfers of the Board contingency funds exceeding \$5,000.

The General Manager or his designee may, by notice in writing to the CFO/Controller, adjust operating funds, expenditure categories, and capital accounts by amounts which do not exceed \$25,000 or conflict with the intentions or directives of the Board. The General Manager, or his designee, is specifically authorized to subdivide Board-approved capital projects into one or more subprojects, or between capital and other than asset accounts, as may be required to efficiently account for multiple funding sources, project phases, departmental assignments or similar project criteria, provided that the subprojects do not expand, move to other locations, or modify a capital project from the original project scope.

Investment Policy

The District's Investment Policy is adopted annually, in accordance with State law. The purpose of this policy is to provide guidance and direction for the prudent investment of District funds, and to foster the creation of a systematic and controlled investment process. The ultimate goal is to maximize the efficiency of the District's cash management system, and to enhance the economic status of the District, while protecting its pooled cash.

The District's policy is to invest public funds in a prudent manner, providing the highest yield with the maximum security of principal invested, while also meeting the daily cash flow requirements of the District. Also, the District's policy is to conform to all applicable federal, state and local statutes governing the investment of public funds.

The investment of funds is governed by the California Government Code Section 53601 et seq., and by California Government Code Section 53630 et seq. Funds on deposit in banks must be federally insured or collateralized in accordance with the provisions of California Government Code, Sections 53630 et seq.

Reserve Policy

The District has implemented both a General Fund designated fund balance for disaster recovery and a General Fund designated fund balance for economic uncertainty. These discretionary designations are approved by the Board of Directors. The amount of the disaster recovery designation is \$1.4 million. The amount of the economic uncertainty designation is \$9.6 million.

The purpose of the designation for economic uncertainty, guaranteeing that resources are available, is to ensure the financial stability of the District and guard against potential volatility of revenue sources. These funds are available to offset an unanticipated decrease in property valuations, which would dramatically impact the District's major revenue source, property tax. Moreover, these funds are available in the event of State or other agency action which negatively impacts the District's resources. Board of Directors approval is required to appropriate from the designated fund balance.

Additionally, over the past five years, the General Fund has had an average of 56% of annual operating expenditures in the unreserved/undesigned fund balance.

A formal "reserve" (stabilization, fund balance) policy will be presented to the Board of Directors for approval in 2010.

Debt Policy

The District is limited, like other public agencies, to primarily three choices in financing their operations and funding public facilities: pay-as-you-go, debt financing, and public-private ventures. The District has entered into bond covenants that obligate the District to appropriate funds for debt service, provide secondary market disclosure, and report the balances of outstanding debt in its audited financial statements.

The District is empowered and is obligated to levy ad valorem taxes, without limitation as to rate or amount upon certain property subject to taxation, within the District for the payment of interest and principal of the Measure AA and Measure WW bonds. The District's credit ratings for its General Obligation Bonds are "Aa1" from Moody's Investor Service and "AAA" from Standard & Poor's.

A formal debt policy will be presented to the Board of Directors for approval in 2010.

Legal Debt Limitations

The Public Resources Code Section 5568 specifies the debt limits of the District. According to this section, the District may, for the purpose of acquiring, constructing, or completing any improvement or improvements authorized, or for the purpose of acquiring any land or other property necessary or useful therefore, the Board of Directors may incur an indebtedness not to exceed 5 percent of the assessed valuation of the real and personal property situated in the District. The District may issue bonds for the indebtedness under and in full compliance with the provisions of Article 1 (commencing with Section 43600) of Chapter 4 of Division 4 of Title 4 of the Government Code. The provisions of that chapter, as they may exist from time to time and insofar as they may be applicable, shall govern all District bond issues, and the Board of Directors, as the legislative branch of the District, as authorized to do all acts and things which may be done by the legislative branch of cities, towns, and municipal corporations in the incurring of indebtedness and the issuance and sale of bonds. The District's total debt of \$162,315,000 is less than the \$15 billion (5% of \$300.7 billion of assessed valuation).

Appropriation Limit

The voters of California during a special election in 1979 approved Article XIII-B of the State of California Constitution. This legislation, commonly referred to as either "Proposition 4" or the "Gann Initiative," restricts the total amount of appropriations allowed in any given fiscal year from the "proceeds of taxes." In 1980, the State Legislature added Section 9710 to the Government Code which required the governing body of each local jurisdiction to establish, by resolution, an appropriations limit for the following year. The appropriation limit for any fiscal year was equal to the previous year limit, adjusted for population changes and the change in the U.S. Consumer Price Index (or California per Capita Personal Income, if less). The necessary statistical information is provided each year by the California Department of Finance.

In June 1990, the voters modified the original Article XIII-B (Proposition 4) with the passage of Proposition 111 and its implementing legislation (Senate Bill 88). Beginning with the 1990-91 appropriations limit, an agency may choose annual adjustment factors. The adjustment factors include the growth in the California Per Capita Income or the growth in non-residential assessed valuation due to construction within the jurisdiction and population growth within the County. Under Proposition 4, if an agency ends the fiscal year having more proceeds of taxes than the limit allows, it must return the excess to the taxpayers within two years (either by reducing taxes levied or fees charged).

Calculation of Limitation

(Subject to review by new District Auditors)

Appropriation Limit for 2009		\$ 296,057,743
Adjustment Factors:		
Population Factor (Alameda/Contra Costa Combined)	1.00864	
Economic Factor	1.00620	
Calculation of Factor for 2010 (Population x Economic Factor)		1.01489
Appropriation Limit for 2010		\$ 300,467,101

The appropriation limit of \$300,467,101 far exceeds the applicable District appropriations of \$89,790,474 in the 2010 budget. The District remains well below its State-mandated appropriations limit for 2010.

EAST BAY REGIONAL PARK DISTRICT

RESOLUTION NO.: 2009 – 12 - 336

December 15, 2009

ADOPTION OF THE 2010 BUDGET FOR THE EAST BAY REGIONAL PARK DISTRICT

WHEREAS, staff has prepared and submitted a 2010 Proposed budget in accordance with the requirements of state law and the Board Operating Guidelines; and

WHEREAS, on November 16, 2009 the Park Advisory Committee reviewed and commented on the 2010 Proposed Budget and recommended its adoption by the Board of Directors; and

WHEREAS, on November 19, 2009 the Board Finance Committee reviewed and commented on the 2010 Proposed Budget and unanimously recommended its adoption by the Board of Directors; and

WHEREAS, the District duly noticed and held public hearings on the 2010 Proposed Budget on December 1 and December 15, 2009, in the Board Room located at 2950 Peralta Oaks Court in Oakland, California;

NOW THEREFORE, BE IT RESOLVED that the Board of Directors of the East Bay Regional Park District hereby:

1. Approves the 2010 budget in substantially final form as presented to the Board of Directors on December 1 and December 15, 2009 inclusive of corrections and editorial adjustments as referenced in the staff report; and
2. Authorizes the total appropriation of \$197,085,218 for the General Fund, Special Revenue Funds, Debt Service Funds, Internal Service Funds and Capital Project Funds; and
3. Authorizes the General Manager or his designee to increase appropriations in the 2010 Budget in an amount not to exceed the "Reserve for Encumbrances: to be established at the end of the 2009 fiscal year; and

BE IT FURTHER RESOLVED, that a copy of this resolution be transmitted to the Board of Supervisors of Alameda and Contra Costa Counties requesting said counties collect and apportion to the District its due share of property tax revenues for 2010, in accordance with Article XIII of the State of California; and

Livermore Area Recreation and Park District

In the fall of 1992, the District annexed the eastern portion of Alameda County. This 276-square mile annexation allowed the District to expand and provide regional parks, open space and trail services throughout all of Alameda County. The annexation was negotiated through a liaison committee consisting of Livermore Area Recreation and Park District (LARPD) and District Board members. LARPD and the District worked together and determined that the most effective, appropriate means for providing a proper level of parks, recreation and open space facilities and services to the people of Murray Township was for each agency to take primary responsibility for facilities most in alignment with its core mission.

This liaison resulted in an ongoing cooperative effort by both agencies. The District assumed responsibility for acquisition and development of future regional parks, open space areas and trails within Murray Township and for related maintenance and operations. LARPD continued to assume primary responsibility for existing LARPD facilities and programs as well as for all future Murray Township community and local parks and recreation facilities, and related maintenance and operations. The Liaison Committee meets regularly to address matters of concern with respect to implementation of the cooperative and complementary functions of the two districts.

Since 1993, the District has received a share of Murray Township property tax revenues as General Fund revenue to support this program. This financial approach has not and will not increase the tax burden of Murray Township residents, and represents a 3% allocation of the assessed valuation that exceeds the Base Year. In 2010 the District intends to continue operating several major parks and facilities within and directly serving Murray Township, including Del Valle, Camp Arroyo at Del Valle, Shadow Cliffs and Brushy Peak. The District budgets operating funding for trail grading and paving, maintenance and repairs, mowing, sanitation, police and fire services, lifeguards, utilities, signage, brochures and similar park expenses. Operating budgets for Del Valle, Camp Arroyo, Brushy Peak and Shadow Cliffs Recreation area currently exceed \$4 million per year.

Starting from the initial joint acquisition of the first parcel of Brushy Peak in the early 1990's, both agencies have successfully pursued the opening of Brushy Peak, North of Livermore. In 2006, following ten years of effort, the District completed the acquisition of over 1,500 acres at a cost of \$5 million, completed restoration, planning, construction of parking, fencing, trail and roadway improvements and opened Brushy Peak to the public. In 2009, continued cooperation and joint funding has resulted in the acquisition of the final intervening parcel of land between Camp Arroyo and Veteran's Park; which will preserve and expand lands adjacent to Sycamore Grove and allow construction of one of the last remaining gaps in the Shadow Cliffs to Del Valle Regional Trail in the coming years. Both agencies are now cooperating on the final roadway under-crossing and trail construction necessary to complete this important trail link.

The 2010 budget includes a continuing annual appropriation of \$200,000 in the General Fund for payment to LARPD to provide continued assistance with priority projects, and to provide operating support for our cooperative interests in the area.

The District's Volunteer Program is comprised of 14 volunteer programs: 13 programs are park or program specific; one is District-wide. All of the programs have set ambitious goals for 2010. Inter-departmental coordination is provided through bi-annual coordinators meetings facilitated by the Recreation Services Manager. Several key program objectives are specifically described in each department's budget objectives. Program highlights have been summarized below to demonstrate inter-departmental coordination and recognize the significant contributions made by volunteers. The Park District anticipates the 14 programs will contribute over 125,000 hours of volunteer service to the community in 2010.

Ardenwood Historic Farm Volunteer Program

Interpretive staff will conduct docent trainings in February, and early summer. Additionally, they will host a volunteer/docent recognition BBQ in May. Docents will continue to provide hands-on activities for families and schoolchildren on weekdays, weekends and for each of Ardenwood's ten Special Events. Other volunteers will lend a hand in the garden and with farm machinery restoration.

Black Diamond Mines

Docents continue to support a multitude of interpretive programs and special events, including Descendants Day picnic, summer concerts and open houses. Interpretive staff will organize periodic docent training and enhancement opportunities. Staff will carry on and expand the volunteer Bluebird Biologists Program and involve volunteers to help in Rose Hill Cemetery restoration, artifact accessioning and other projects.

Botanic Garden

Volunteers lend support to several areas of the Botanic Garden. Botanic Garden docents lead tours of the Garden for weekend visitors and special groups. Garden volunteers assist staff by doing light gardening work such as weeding, raking or nursery work. Plant sale volunteers help propagate and maintain potted California native plants offered for sale to the public to support the Botanic Garden. The Board of the Garden's *Friends* group helps publicize and raise funds for the Garden through many different types of activities.

Community Volunteer Resources Program

Staff will coordinate District volunteer participation in several community-wide events, including MLK Day of Service, Earth Day and Coastal Cleanup Day. The Community Volunteer Resources Program also coordinates the annual Volunteer Recognition Dinner.

Coyote Hills Regional Park

Staff will continue to recruit and train docents to assist with nature walks, Ohlone cultural programs and youth programs. Docents will support the Apple Festival, Gathering of Ohlone Peoples and the Butterfly Festival. Volunteers will help park staff in resource management projects, such as enhancement of the native plants and butterfly garden, cattail growth control, invasive plant removal and maintenance assistance for structures at the Tuibun Village Site.

Crab Cove Marine Protected Area

Docents will assist with school programs interpreting the marine environment. Tasks will include storytelling, facilitating marine related nature games, aquarium talks and pond observations.

Ivan Dickson Volunteer Trail Maintenance Program

The Ivan Dickson Program, funded primarily by an endowment, provides a wide range of opportunities for staff supervised volunteers to assist in maintaining the District's trail system. Annual events include California Trail Day, National Trail Day, and a variety of other half day trail maintenance projects. Often, Ivan Dickson projects are partnered with local and national organizations such as REI, Inc., Power Bar and the Bay Area Ridge Trail Council.

Operations' Volunteer Program

A host of projects are planned for 2010. Projects will range from a variety of District managed improvement and maintenance activities, to a number of Eagle Scout projects. Projects will include the enhanced monthly habitat restoration projects located at a number of park sites. They include french broom removal at Redwood, weeding at Huckleberry Preserve and at the Botanic Garden, and removal of various invasive plants at Wildcat Canyon, Pt Isabel, Miller Knox, Martin L King Jr. Shoreline and Crown Beach. Other projects are the annual volunteer tool repair and sharpening at Lake Chabot, gardening tasks at the Meyers Estate Historical Garden and volunteer project coordination with several school groups. The East Bay Trail Dogs will also be scheduled.

Regional Park Ambassador

Volunteers will go through four hours of training by District staff to learn about the Park District. Regional Park Ambassador Volunteers will participate in special events by representing the District, educating the public about the Park District.

Resource Enhancement Program

Manage maintenance, monitoring and community stewardship of the Berkeley Meadow restoration projects at Eastshore State Park.

Sunol-Ohlone Regional Wilderness Volunteer Program

Volunteers will assist in the Spring Wildflower Festival in April, the Rattlesnake Rendezvous in May, a folk music program in June and the third annual Cowboy Culture Extravaganza in October. These special events would not be possible without the able assistance of volunteers. Several volunteer training and resource protection opportunities will also be provided by the naturalist staff in 2010.

Tilden Nature Area

Docents will assist naturalists with educational programs at the Little Farm, Native Plant Butterfly Garden, and the Environmental Educational Center. Docents will also help children handle small, live animals in the farm classroom.

Wildlife Volunteer Program

Stewardship staff will work with volunteers throughout the year to protect the District's natural resources. Volunteers not only perform many indispensable, on-the-ground, habitat conservation projects, but also participate in cutting-edge field research. Trained volunteers help monitor riparian woodland songbirds, wetland nesting birds, and grassland dwelling reptile and small mammal populations. Volunteer projects also include re-vegetating channels with native trees and shrubs to improve an area's ecological value, creating and managing nesting habitat for endangered birds, planting tree seedlings to enhance the regeneration of oak woodlands, placing and maintaining nest structures for a variety of wildlife, and controlling noxious weeds.

Volunteer Trail Safety Patrol

The 2010 budget includes a separate budget program for volunteer safety patrollers, which enhances the volunteer coordinator's ability to track program expenses and support the needs of the volunteers. The Volunteer Trail Safety Patrol is comprised of volunteer hikers, equestrians, bicyclists and companion dog patrollers. The Volunteer Trail Safety Patrol contributes over 25,000 hours annually, assisting the Public Safety Department and the Park District.

Page Intentionally Left Blank

SECTION E-2
SUPPLEMENTAL INFORMATION
Personnel By Department

SUPPLEMENTAL INFORMATION

PERSONNEL BY DEPARTMENT

<u>DEPARTMENT/LOCATION/DESCRIPTION</u>			<u>2007</u>	<u>2008</u>	<u>2009</u>	<u>2010</u>	<u>Change</u>
GENERAL MANAGER							
2010	000	Administration					
		General Manager	1.00	1.00	1.00	1.00	0.00
		Asst Gen Manager - Public Affairs	0.50	0.50	0.50	0.50	0.00
		Community Relations Manager	0.50	0.50	0.50	0.50	0.00
		Legislative Admin. Manager	1.00	1.00	1.00	1.00	0.00
		Administrative Support Manager	1.00	1.00	1.00	1.00	0.00
		Confidential Legal Assistant	0.00	1.00	1.00	1.00	0.00
		Confidential Secretary	4.00	3.00	3.00	3.00	0.00
		Dept Totals	8.00	8.00	8.00	8.00	0.00
		Permanent Staff	8.00	8.00	8.00	8.00	0.00
		Seasonal/Temporary Staff	0.00	0.00	0.00	0.00	0.00
		All Personnel	8.00	8.00	8.00	8.00	0.00
HUMAN RESOURCES DIVISION							
2210	000	Human Resources					
		Assistant General Manager	1.00	1.00	1.00	1.00	0.00
		Human Resources Officer	3.00	3.00	3.00	3.00	0.00
		Benefits Manager	1.00	1.00	1.00	1.00	0.00
		Human Res Tech, Confidential	1.00	1.00	1.00	1.00	0.00
		Human Resources Assistant	2.25	2.00	2.00	2.00	0.00
		Senior Office Specialist	0.00	0.00	1.00	1.00	0.00
		Office Assistant	2.00	2.00	1.00	1.00	0.00
		*Intern	2.00	2.00	3.80	3.80	0.00
		Dept Totals	12.25	12.00	13.80	13.80	0.00
		Permanent Staff	10.25	10.00	10.00	10.00	0.00
		Seasonal/Temporary Staff	2.00	2.00	3.80	3.80	0.00
		All Personnel	12.25	12.00	13.80	13.80	0.00
LAND DIVISION							
6310	000	Administration					
		Assistant General Manager	1.00	1.00	1.00	1.00	0.00
		Secretary	1.00	1.00	1.00	1.00	0.00
		Office Assistant	0.50	0.50	0.50	0.50	0.00
		Dept Totals	2.50	2.50	2.50	2.50	0.00
		Permanent Staff	2.50	2.50	2.50	2.50	0.00
		Seasonal/Temporary Staff	0.00	0.00	0.00	0.00	0.00
		All Personnel	2.50	2.50	2.50	2.50	0.00
6350	000	GIS & Environmental Review					
		Environmental Program Manager	1.00	1.00	1.00	1.00	0.00
		Senior Planner	1.00	1.00	1.00	1.00	0.00
		GIS Analyst	1.00	1.00	1.00	1.00	0.00
		GIS Technician	1.00	1.00	1.00	1.00	0.00
		Dept Totals	4.00	4.00	4.00	4.00	0.00
		Permanent Staff	4.00	4.00	4.00	4.00	0.00
		Seasonal/Temporary Staff	0.00	0.00	0.00	0.00	0.00
		All Personnel	4.00	4.00	4.00	4.00	0.00

SUPPLEMENTAL INFORMATION

PERSONNEL BY DEPARTMENT

<u>DEPARTMENT/LOCATION/DESCRIPTION</u>			<u>2007</u>	<u>2008</u>	<u>2009</u>	<u>2010</u>	<u>Change</u>
6320	000	Interagency Planning					
		Interagency Planning Manager	1.00	1.00	1.00	1.00	0.00
		Senior Planner	2.00	2.00	2.00	2.00	0.00
		Dept Totals	3.00	3.00	3.00	3.00	0.00
		Permanent Staff	3.00	3.00	3.00	3.00	0.00
		Seasonal/Temporary Staff	0.00	0.00	0.00	0.00	0.00
		All Personnel	3.00	3.00	3.00	3.00	0.00
6330	000	Land Acquisition					
		Land Acquisition Manager	1.00	1.00	1.00	1.00	0.00
		Senior Right of Way Agent	0.00	1.00	1.00	1.00	0.00
		Right of Way Agent	3.50	3.00	3.00	3.00	0.00
		Resource Analyst	0.28	0.00	0.00	0.00	0.00
		Administrative Analyst II	1.00	1.00	1.00	1.00	0.00
		Dept Totals	5.78	6.00	6.00	6.00	0.00
		Permanent Staff	5.78	6.00	6.00	6.00	0.00
		Seasonal/Temporary Staff	0.00	0.00	0.00	0.00	0.00
		All Personnel	5.78	6.00	6.00	6.00	0.00
6340	000	Trails Development					
		Trails Development Program Manager	1.00	1.00	1.00	1.00	0.00
		Trails Coordinator	1.00	1.00	1.00	1.00	0.00
		Resource Analyst	0.00	0.00	1.00	1.00	0.00
		Senior Planner	1.00	1.00	0.00	0.00	0.00
		Dept Totals	3.00	3.00	3.00	3.00	0.00
		Permanent Staff	3.00	3.00	3.00	3.00	0.00
		Seasonal/Temporary Staff	0.00	0.00	0.00	0.00	0.00
		All Personnel	3.00	3.00	3.00	3.00	0.00
LEGAL DIVISION							
2120	000	District Counsel					
		Asst Gen Manager	1.00	1.00	1.00	1.00	0.00
		Asst District Counsel	1.00	1.00	1.00	1.00	0.00
		Dept Totals	2.00	2.00	2.00	2.00	0.00
2130	000	Risk Management					
		Risk & Safety Manager	1.00	1.00	1.00	1.00	0.00
		Confidential Secretary	1.00	1.00	1.00	1.00	0.00
		Administrative Analyst II	2.00	2.00	2.00	2.00	0.00
		*WC Backfill Temporary	3.45	3.45	3.45	3.45	0.00
		Dept Totals	7.45	7.45	7.45	7.45	0.00
		Permanent Staff	6.00	6.00	6.00	6.00	0.00
		Seasonal/Temporary Staff	3.45	3.45	3.45	3.45	0.00
		All Personnel	9.45	9.45	9.45	9.45	0.00

SUPPLEMENTAL INFORMATION

PERSONNEL BY DEPARTMENT

<u>DEPARTMENT/LOCATION/DESCRIPTION</u>			<u>2007</u>	<u>2008</u>	<u>2009</u>	<u>2010</u>	<u>Change</u>
FINANCE AND MANAGEMENT SERVICES DIVISION							
4110	000	Administration/Grants					
		Assistant General Manager	1.00	1.00	1.00	1.00	0.00
		Admin Analyst II	0.00	1.00	1.00	1.00	0.00
		Dept Totals	1.00	2.00	2.00	2.00	0.00
4120	000	Clerk of the Board					
		Clerk of the Board	1.00	1.00	1.00	1.00	0.00
		Confidential Secretary	1.00	1.00	1.00	1.00	0.00
		Dept Totals	2.00	2.00	2.00	2.00	0.00
4130	000	Grants Management					
		Grants Manager	1.00	1.00	1.00	1.00	0.00
		Admin Analyst II	1.00	1.00	1.00	1.00	0.00
		Account Clerk	1.00	1.00	1.00	1.00	0.00
		Dept Totals	3.00	3.00	3.00	3.00	0.00
4310	000	Finance					
		Chief Financial Officer/Controller	1.00	1.00	1.00	1.00	0.00
		Assist Financial Officer	1.00	1.00	1.00	1.00	0.00
		Audit Manager	1.00	1.00	1.00	1.00	0.00
		Finance Analyst/Budget Manager	1.00	1.00	1.00	1.00	0.00
		^Confidential Secretary	1.00	1.00	0.75	0.75	0.00
		^Administrative Analyst I	1.00	1.00	1.00	1.00	0.00
		Administrative Analyst II	0.00	0.00	1.00	1.00	0.00
		Accounting Supervisor	3.00	3.00	3.00	3.00	0.00
		Accountant	1.00	1.00	1.00	1.00	0.00
		^Account Clerk	8.159	8.284	7.534	7.534	0.00
		Dept Totals	18.159	18.284	18.284	18.284	0.00
4150	000	Information Services					
		Information Services Manager	1.00	1.00	1.00	1.00	0.00
		Information Services Network Manager	1.00	1.00	1.00	1.00	0.00
		Systems Administrator	0.00	1.00	1.00	1.00	0.00
		Information Systems Analyst	1.00	1.00	1.00	1.00	0.00
		Info Systems Support Technician II	3.00	3.00	3.00	3.00	0.00
		Dept Totals	6.00	7.00	7.00	7.00	0.00
4160	000	Office Services					
		Facilities Manager	1.00	1.00	1.00	1.00	0.00
		Building/Grounds Aide	1.00	1.00	1.00	1.00	0.00
		Messenger	1.00	1.00	1.00	1.00	0.00
		Office Assistant	2.00	2.00	2.00	2.00	0.00
		Office Services Assistant	1.00	1.00	1.00	1.00	0.00
		*Office Assistant Temporary	0.72	0.72	0.72	0.72	0.00
		Dept Totals	6.72	6.72	6.72	6.72	0.00
4340	000	Central Stores					
		Stores Supervisor	1.00	1.00	1.00	1.00	0.00
		Stock Clerk/Driver	2.00	2.00	2.00	2.00	0.00
		Dept Totals	3.00	3.00	3.00	3.00	0.00
		Permanent Staff	39.16	41.28	41.28	41.28	0.00
		Seasonal/Temporary Staff	0.72	0.72	0.72	0.72	0.00
		All Personnel	39.88	42.00	42.00	42.00	0.00

SUPPLEMENTAL INFORMATION

PERSONNEL BY DEPARTMENT

<u>DEPARTMENT/LOCATION/DESCRIPTION</u>			<u>2007</u>	<u>2008</u>	<u>2009</u>	<u>2010</u>	<u>Change</u>
OPERATIONS DIVISION-							
5010	000	Administration					
		Assistant General Manager	1.00	1.00	1.00	1.00	0.00
		Executive Secretary	1.00	1.00	1.00	1.00	0.00
		Revenue Manager	0.00	0.00	1.00	1.00	0.00
		Revenue Analyst II	0.00	0.00	1.00	1.00	0.00
		Administrative Analyst II	1.00	1.00	1.00	1.00	0.00
		Secretary	2.00	2.00	2.00	2.00	0.00
		Senior Office Assistant	1.00	1.00	1.00	1.00	0.00
		*Temporary Fish Exhibit Naturalist	0.00	0.50	0.00	0.00	0.00
		Dept Totals	6.00	6.50	8.00	8.00	0.00
		Permanent Staff	6.00	6.00	8.00	8.00	0.00
		Seasonal/Temporary Staff	0.00	0.50	0.00	0.00	0.00
		All Personnel	6.00	6.50	8.00	8.00	0.00
PARK OPERATIONS DEPARTMENT							
5110	000	Park Operations Administration					
		Chief	1.00	1.00	1.00	1.00	0.00
		^Park Ranger I	0.00	1.60	5.00	4.25	-0.75
		Dept Totals	1.00	2.60	6.00	5.25	-0.75
		Permanent Staff	1.00	2.60	6.00	5.25	-0.75
		Seasonal/Temporary Staff	0.00	0.00	0.00	0.00	0.00
		All Personnel	1.00	2.60	6.00	5.25	-0.75
INTERPRETIVE PARKLANDS UNIT							
5160	000	Interpretive Parklands Unit Manager					
		Park Unit Manager	1.00	1.00	1.00	1.00	0.00
		Senior Office Assistant	0.00	0.00	1.00	1.00	0.00
		Dept Totals	1.00	1.00	2.00	2.00	0.00
5161	102	Black Diamond					
		Park Supervisor	1.00	1.00	1.00	1.00	0.00
		Park Ranger II	2.75	2.75	2.75	2.75	0.00
		*Gate Attendant	0.28	0.28	0.28	0.28	0.00
		Dept Totals	4.03	4.03	4.03	4.03	0.00
5161	130	Briones					
		Park Supervisor	1.00	1.00	1.00	1.00	0.00
		Park Ranger II	2.75	2.75	3.00	3.00	0.00
		*Gate Attendant	0.75	0.75	0.75	0.75	0.00
		Dept Totals	4.50	4.50	4.75	4.75	0.00
5161	603	Calaveras Ridge Trail					
		Park Ranger II	0.05	0.55	0.55	0.55	0.00
		Dept Totals	0.05	0.55	0.55	0.55	0.00
5161	136	Coyote Hills					
		Park Supervisor	1.00	1.00	1.00	1.00	0.00
		Park Ranger II	2.78	2.78	2.78	2.78	0.00
		Park Ranger I	1.00	1.00	1.00	1.00	0.00
		Gardener	0.75	0.75	0.75	0.75	0.00
		*Gate Attendant	0.00	0.10	0.35	0.35	0.00
		Dept Totals	5.53	5.63	5.88	5.88	0.00

SUPPLEMENTAL INFORMATION

PERSONNEL BY DEPARTMENT

<u>DEPARTMENT/LOCATION/DESCRIPTION</u>			<u>2007</u>	<u>2008</u>	<u>2009</u>	<u>2010</u>	<u>Change</u>
5161	157	Dry Creek/Pioneer					
		Park Ranger II	1.00	1.00	1.00	1.00	0.00
		Gardener	1.00	1.00	1.00	1.00	0.00
		*Gate Attendant	0.00	0.25	0.25	0.25	0.00
		Dept Totals	2.00	2.25	2.25	2.25	0.00
5161	160	Dublin Hills					
		Park Ranger II	0.00	0.25	0.25	0.25	0.00
		Dept Totals	0.00	0.25	0.25	0.25	0.00
5161	125	Garin					
		Park Supervisor	1.00	1.00	1.00	1.00	0.00
		Park Ranger II	2.75	2.75	2.75	2.75	0.00
		*Gate Attendant	0.38	0.38	0.38	0.38	0.00
		Dept Totals	4.13	4.13	4.13	4.13	0.00
5161	170	Las Trampas					
		Park Supervisor	1.00	1.00	1.00	1.00	0.00
		Park Ranger II	2.00	2.00	2.00	2.00	0.00
		Dept Totals	3.00	3.00	3.00	3.00	0.00
5161	114	Mission Peak					
		Park Ranger II	1.00	1.00	1.00	1.00	0.00
		Dept Totals	1.00	1.00	1.00	1.00	0.00
5161	118	Morgan Territory					
		Park Ranger II	1.00	1.00	1.00	1.00	0.00
		Dept Totals	1.00	1.00	1.00	1.00	0.00
5161	159	Pleasanton Ridge					
		Park Supervisor	1.00	1.00	1.00	1.00	0.00
		Park Ranger II	2.05	2.05	2.05	2.05	0.00
		Dept Totals	3.05	3.05	3.05	3.05	0.00
5161	117	Round Valley					
		Park Ranger II	1.25	1.25	1.25	1.25	0.00
		Dept Totals	1.25	1.25	1.25	1.25	0.00
5161	162	Sunol/Ohlone					
		Park Supervisor	1.00	1.00	1.00	1.00	0.00
		Park Craft Specialist	1.00	1.00	1.00	1.00	0.00
		Park Ranger II	2.00	2.00	2.00	2.00	0.00
		Park Ranger I	0.75	0.75	0.75	0.75	0.00
		*Gate Attendant	0.70	0.85	0.85	0.85	0.00
		Dept Totals	5.45	5.60	5.60	5.60	0.00
5161	171	Sycamore Valley					
		Park Ranger II	1.00	1.00	1.00	1.00	0.00
		Dept Totals	1.00	1.00	1.00	1.00	0.00
		Permanent Staff	34.88	35.63	36.88	36.88	0.00
		Seasonal/Temporary Staff	2.11	2.61	2.86	2.86	0.00
		All Personnel	36.99	38.24	39.74	39.74	0.00

SUPPLEMENTAL INFORMATION

PERSONNEL BY DEPARTMENT

<u>DEPARTMENT/LOCATION/DESCRIPTION</u>			<u>2007</u>	<u>2008</u>	<u>2009</u>	<u>2010</u>	<u>Change</u>
LAKES UNIT							
5140	000	Lake Unit Manager					
		Unit Manager	1.00	1.00	1.00	1.00	0.00
		Senior Office Assistant	1.00	1.00	1.00	1.00	0.00
		Dept Totals	2.00	2.00	2.00	2.00	0.00
5141	150	Brushy Peak					
		Park Ranger II	1.00	1.00	1.00	1.00	0.00
		Dept Totals	1.00	1.00	1.00	1.00	0.00
5141	204	Arroyo Del Valle Camp (moved to Facilities Dept)					
		Park Craft Specialist	1.00	1.00	0.00	0.00	0.00
		*Park Ranger II	0.50	0.50	0.00	0.00	0.00
		Dept Totals	1.50	1.50	0.00	0.00	0.00
5141	203	Del Valle					
		Park Supervisor IV	1.00	1.00	1.00	1.00	0.00
		Park Supervisor I	0.00	0.00	1.00	1.00	0.00
		Park Craft Specialist	1.00	1.00	1.00	1.00	0.00
		Park Ranger II	5.75	5.75	5.25	5.25	0.00
		Park Ranger I	3.50	3.50	3.50	3.50	0.00
		Senior Office Assistant	1.00	1.00	1.00	1.00	0.00
		Gardener	1.00	1.00	1.00	1.00	0.00
		*Gate Attendant	1.05	1.30	1.30	1.30	0.00
		*Student Laborer	0.75	0.75	0.75	0.75	0.00
		Dept Totals	15.05	15.30	15.80	15.80	0.00
5141	216	Lake Chabot					
		Park Supervisor	1.00	1.00	1.00	1.00	0.00
		Park Craft Specialist	1.00	1.00	1.00	1.00	0.00
		Park Ranger II	3.75	3.75	3.75	3.75	0.00
		Park Ranger I	1.50	1.75	1.75	1.75	0.00
		*Gate Attendant	0.50	0.75	0.75	0.75	0.00
		*Student Laborer	0.40	0.40	0.40	0.40	0.00
		Dept Totals	8.15	8.65	8.65	8.65	0.00
5141	242	Quarry Lakes					
		Park Supervisor	1.00	1.00	1.00	1.00	0.00
		Gardener	1.00	1.00	1.00	1.00	0.00
		Park Ranger II	2.00	2.00	2.00	2.00	0.00
		Park Ranger I	2.75	2.75	2.75	2.75	0.00
		*Gate Attendant	1.17	1.42	1.42	1.42	0.00
		*Student Laborer	0.75	0.75	0.75	0.75	0.00
		Dept Totals	8.67	8.92	8.92	8.92	0.00
5141	260	Contra Loma (moved to Recreation Parks Unit)					
		Park Supervisor	1.00	1.00	0.00	0.00	0.00
		Park Craft Specialist	1.00	1.00	0.00	0.00	0.00
		Park Ranger II	4.25	4.25	0.00	0.00	0.00
		Park Ranger I	2.75	3.00	0.00	0.00	0.00
		*Gate Attendant	0.75	0.85	0.00	0.00	0.00
		*Student Laborer	0.50	0.50	0.00	0.00	0.00
		Dept Totals	10.25	10.60	0.00	0.00	0.00

SUPPLEMENTAL INFORMATION

PERSONNEL BY DEPARTMENT

<u>DEPARTMENT/LOCATION/DESCRIPTION</u>			<u>2007</u>	<u>2008</u>	<u>2009</u>	<u>2010</u>	<u>Change</u>
5141	281	Shadow Cliffs					
		Park Supervisor	1.00	1.00	1.00	1.00	0.00
		Park Ranger II	3.83	3.83	3.83	3.83	0.00
		Park Ranger I	4.25	4.25	4.25	4.25	0.00
		*Gate Attendant	2.01	0.16	0.16	0.16	0.00
		*Student Laborer	0.75	0.75	0.75	0.75	0.00
		Dept Totals	11.84	9.99	9.99	9.99	0.00
		Permanent Staff	49.33	49.83	40.08	40.08	0.00
		Seasonal/Temporary Staff	9.13	8.13	6.28	6.28	0.00
		All Personnel	58.46	57.96	46.36	46.36	0.00
MINING OPERATIONS UNIT							
5112	102	Mining Operations					
		Mine Manager	1.00	1.00	1.00	1.00	0.00
		Mining Operations Supervisor	1.00	1.00	1.00	1.00	0.00
		Mining Technician	2.00	2.00	2.00	2.00	0.00
		Dept Totals	4.00	4.00	4.00	4.00	0.00
		Permanent Staff	4.00	4.00	4.00	4.00	0.00
		Seasonal/Temporary Staff	0.00	0.00	0.00	0.00	0.00
		All Personnel	4.00	4.00	4.00	4.00	0.00
PARKLAND UNIT							
5120	000	Parkland Unit Mgr					
		Unit Manager	1.00	1.00	1.00	1.00	0.00
		Senior Office Assistant	1.00	1.00	1.00	1.00	0.00
		Dept Totals	2.00	2.00	2.00	2.00	0.00
5121	175	Anthony Chabot					
		Park Supervisor	1.00	1.00	1.00	1.00	0.00
		Park Craft Specialist	1.00	1.00	1.00	1.00	0.00
		Park Ranger II	3.75	3.75	3.75	3.75	0.00
		Park Ranger I	2.50	2.50	2.50	2.50	0.00
		Office Assistant	0.375	0.375	0.375	0.375	0.00
		*Gate Attendant	0.50	0.50	0.50	0.50	0.00
		*Student Laborer	0.25	0.25	0.25	0.25	0.00
		Dept Totals	9.375	9.375	9.375	9.375	0.00
5121	149	Botanic Garden					
		Park Supervisor	2.00	2.00	2.00	2.00	0.00
		Sr. Office Assistant	0.50	0.50	0.50	0.50	0.00
		Gardener	3.75	3.75	3.75	3.75	0.00
		*Interpretive Student Aide	0.67	0.865	0.865	0.865	0.00
		*Student Laborer	0.50	0.350	0.350	0.350	0.00
		Dept Totals	7.42	7.465	7.465	7.465	0.00
5121	112	Redwood					
		Park Supervisor	1.00	1.00	1.00	1.00	0.00
		Park Craft Specialist	1.00	1.00	1.00	1.00	0.00
		Park Ranger II	2.75	2.75	2.75	2.75	0.00
		*Gate Attendant	0.34	0.34	0.34	0.34	0.00
		Dept Totals	5.09	5.09	5.09	5.09	0.00
5121	134	Sibley/Claremont					
		Park Supervisor	1.00	1.00	1.00	1.00	0.00
		Park Ranger II	2.75	2.75	2.75	2.75	0.00
		Dept Totals	3.75	3.75	3.75	3.75	0.00

SUPPLEMENTAL INFORMATION

PERSONNEL BY DEPARTMENT

<u>DEPARTMENT/LOCATION/DESCRIPTION</u>			<u>2007</u>	<u>2008</u>	<u>2009</u>	<u>2010</u>	<u>Change</u>
5121	105	Tilden					
		Park Supervisor	1.00	1.00	1.00	1.00	0.00
		Park Craft Specialist	1.00	1.00	1.00	1.00	0.00
		Park Ranger II	6.50	6.50	6.50	6.50	0.00
		Park Ranger I	0.00	0.00	0.00	0.00	0.00
		Gardener	1.00	1.00	1.00	1.00	0.00
		Office Assistant	0.375	0.375	0.375	0.375	0.00
		*Gate Attendant	0.83	0.83	0.83	0.83	0.00
		*Student Laborer	0.25	0.170	0.420	0.420	0.00
		Dept Totals	10.955	10.875	11.125	11.125	0.00
5121	178	Wildcat Canyon					
		Park Supervisor	1.00	1.00	1.00	1.00	0.00
		Park Craft Specialist	1.00	1.00	1.00	1.00	0.00
		Park Ranger II	2.50	2.50	2.50	2.50	0.00
		*Gate Attendant	0.25	0.25	0.25	0.25	0.00
		Dept Totals	4.75	4.75	4.75	4.75	0.00
		Permanent Staff	39.75	39.75	39.75	39.75	0.00
		Seasonal/Temporary Staff	3.59	3.56	3.81	3.81	0.00
		All Personnel	43.34	43.31	43.56	43.56	0.00
RECREATION AREA UNIT							
5130	000	Recreation Area Unit Manager					
		Unit Manager	1.00	1.00	1.00	1.00	0.00
		^Senior Office Assistant	1.00	2.00	1.00	1.00	0.00
		Dept Totals	2.00	3.00	2.00	2.00	0.00
5131	145	Diablo Foothill (includes Castle Rock)					
		Park Supervisor	1.00	1.00	1.00	1.00	0.00
		Park Ranger II	1.00	1.75	1.75	1.75	0.00
		*Gate Attendant	0.00	0.38	0.38	0.38	0.00
		*Student Laborer	0.00	0.00	0.25	0.25	0.00
		Dept Totals	2.00	3.13	3.38	3.38	0.00
5131	260	Contra Loma (formerly part of the Lakes Unit)					
		Park Supervisor	0.00	0.00	1.00	1.00	0.00
		Park Craft Specialist	0.00	0.00	1.00	1.00	0.00
		Park Ranger II	0.00	0.00	4.25	4.25	0.00
		Park Ranger I	0.00	0.00	3.00	3.00	0.00
		*Gate Attendant	0.00	0.00	0.85	0.85	0.00
		*Student Laborer	0.00	0.00	0.75	0.75	0.00
		Dept Totals	0.00	0.00	10.85	10.85	0.00
5131	239	Cull Canyon					
		Park Supervisor	1.00	1.00	1.00	1.00	0.00
		Park Ranger II	3.25	3.25	3.25	3.25	0.00
		*Gate Attendant	0.50	0.50	0.50	0.50	0.00
		*Student Laborer	0.25	0.25	0.25	0.25	0.00
		Dept Totals	5.00	5.00	5.00	5.00	0.00
5131	255	Don Castro					
		Park Supervisor	1.00	1.00	1.00	1.00	0.00
		Park Ranger II	3.50	3.50	3.61	3.61	0.00
		*Gate Attendant	0.50	0.50	0.50	0.50	0.00
		*Student Laborer	0.50	0.50	0.50	0.50	0.00
		Dept Totals	5.50	5.50	5.61	5.61	0.00

SUPPLEMENTAL INFORMATION

PERSONNEL BY DEPARTMENT

<u>DEPARTMENT/LOCATION/DESCRIPTION</u>			<u>2007</u>	<u>2008</u>	<u>2009</u>	<u>2010</u>	<u>Change</u>
5131	151	Kennedy Grove					
		Park Supervisor	1.00	1.00	1.00	1.00	0.00
		Park Ranger II	2.83	2.83	2.75	2.75	0.00
		*Gate Attendant	0.35	0.35	0.35	0.35	0.00
		*Student Laborer	0.25	0.30	0.76	0.76	0.00
		Dept Totals	4.43	4.48	4.86	4.86	0.00
5131	124	Roberts					
		Park Supervisor	1.00	1.00	1.00	1.00	0.00
		Park Ranger II	2.75	2.75	3.50	3.50	0.00
		*Temporary Park Ranger II	0.50	0.50	0.00	0.00	0.00
		*Gate Attendant	0.75	0.75	0.75	0.75	0.00
		*Student Laborer	0.25	0.25	0.25	0.25	0.00
		Dept Totals	5.25	5.25	5.50	5.50	0.00
5131	240	Temescal					
		Park Supervisor	1.00	1.00	1.00	1.00	0.00
		^Gardener	0.00	1.00	1.00	1.00	0.00
		Park Ranger II	3.00	3.00	3.00	3.00	0.00
		Park Ranger I	0.00	0.00	0.00	0.00	0.00
		Lead Gate Attendant	0.50	0.50	0.50	0.50	0.00
		*Gate Attendant	1.00	1.00	1.00	1.00	0.00
		*Student Laborer	0.75	0.75	0.75	0.75	0.00
		Dept Totals	6.25	7.25	7.25	7.25	0.00
5132	000	Volunteer Resources					
		Park Ranger II	1.00	1.00	1.00	1.00	0.00
		Dept Totals	1.00	1.00	1.00	1.00	0.00
		Permanent Staff	25.83	28.58	37.61	37.61	0.00
		Seasonal/Temporary Staff	5.60	6.03	7.84	7.84	0.00
		All Personnel	31.43	34.61	45.45	45.45	0.00
REGIONAL TRAILS & WORK PROGRAM UNIT							
5170	000	Regional Trails Unit Manager					
		Unit Manager	1.00	1.00	1.00	1.00	0.00
		Dept Totals	1.00	1.00	1.00	1.00	0.00
5171	308	Alameda County Regional Trails					
		Park Supervisor	1.00	1.00	1.00	1.00	0.00
		Park Ranger II	3.00	3.00	3.00	3.00	0.00
		Dept Totals	4.00	4.00	4.00	4.00	0.00
5171	498	Antioch					
		Park Ranger II	1.25	1.25	1.25	1.25	0.00
		Dept Totals	1.25	1.25	1.25	1.25	0.00
5171	405	Bay Point					
		Park Ranger II	0.00	0.75	0.75	0.75	0.00
		Dept Totals	0.00	0.75	0.75	0.75	0.00
5171	429	Big Break					
		Park Ranger II	0.75	1.75	1.75	1.75	0.00
		Dept Totals	0.75	1.75	1.75	1.75	0.00

SUPPLEMENTAL INFORMATION

PERSONNEL BY DEPARTMENT

<u>DEPARTMENT/LOCATION/DESCRIPTION</u>			<u>2007</u>	<u>2008</u>	<u>2009</u>	<u>2010</u>	<u>Change</u>
5171	651	Contra Costa Trails					
		Park Supervisor	1.00	1.00	1.00	1.00	0.00
		Park Craft Specialist	1.00	1.00	1.00	1.00	0.00
		Park Ranger II	5.70	5.80	5.80	5.80	0.00
		Office Assistant	0.50	0.50	0.50	0.50	0.00
		Dept Totals	8.20	8.30	8.30	8.30	0.00
5171	606	Delta DeAnza					
		Park Ranger II	0.10	0.10	0.10	0.10	0.00
		Dept Totals	0.10	0.10	0.10	0.10	0.00
5171	654	East Contra Costa Trails					
		Park Supervisor	1.00	1.00	1.00	1.00	0.00
		Park Ranger II	2.95	2.95	2.95	2.95	0.00
		Dept Totals	3.95	3.95	3.95	3.95	0.00
5172	308	Alternative Work-Ala.					
		Supervisor	1.00	1.00	1.00	1.00	0.00
		Dept Totals	1.00	1.00	1.00	1.00	0.00
5173	310	Alternative Work-CCC					
		Supervisor	1.00	1.00	1.00	1.00	0.00
		Dept Totals	1.00	1.00	1.00	1.00	0.00
		Permanent Staff	21.25	23.10	23.10	23.10	0.00
		Seasonal/Temporary Staff	0.00	0.00	0.00	0.00	0.00
		All Personnel	21.25	23.10	23.10	23.10	0.00
REVENUE UNIT (relocated to 5010 and 5227)							
5111	000	Revenue Manager	1.00	1.00	0.00	0.00	0.00
		Revenue Analyst II	1.00	1.00	0.00	0.00	0.00
		Facilities Supervisor	1.00	0.00	0.00	0.00	0.00
		Building & Grounds Aide	3.50	0.00	0.00	0.00	0.00
		Office Assistant	0.00	0.00	0.00	0.00	0.00
		Gardener	1.00	0.00	0.00	0.00	0.00
		Dept Totals	7.50	2.00	0.00	0.00	0.00
		Permanent Staff	7.50	2.00	0.00	0.00	0.00
		Seasonal/Temporary Staff	0.00	0.00	0.00	0.00	0.00
		All Personnel	7.50	2.00	0.00	0.00	0.00
SHORELINE UNIT							
5150	000	Shoreline Unit Manager					
		Unit Manager	1.00	1.00	1.00	1.00	0.00
		Senior Office Assistant	1.00	1.00	1.00	1.00	0.00
		Dept Totals	2.00	2.00	2.00	2.00	0.00
5151	469	Carquinez Strait					
		Park Ranger II	2.00	2.00	2.00	2.00	0.00
		Park Ranger I	0.75	0.75	0.75	0.75	0.00
		Dept Totals	2.75	2.75	2.75	2.75	0.00
5151	484	Crockett Hills (C&H)					
		Park Ranger II	0.75	0.75	0.75	0.75	0.00
		Dept Totals	0.75	0.75	0.75	0.75	0.00

SUPPLEMENTAL INFORMATION

PERSONNEL BY DEPARTMENT

<u>DEPARTMENT/LOCATION/DESCRIPTION</u>			<u>2007</u>	<u>2008</u>	<u>2009</u>	<u>2010</u>	<u>Change</u>
5151	409	Crown Beach					
		Park Supervisor	1.00	1.00	1.00	1.00	0.00
		Park Ranger II	6.00	6.75	6.75	6.75	0.00
		Park Ranger I	0.00	0.00	0.00	0.00	0.00
		*Gate Attendant	0.87	0.87	0.87	0.87	0.00
		*Student Laborer	0.75	0.75	0.75	0.75	0.00
		Dept Totals	8.62	9.37	9.37	9.37	0.00
5151	423	East Shore State Park					
		Park Ranger II	2.00	2.00	2.00	2.00	0.00
		Dept Totals	2.00	2.00	2.00	2.00	0.00
5151	468	Hayward Shoreline					
		Park Supervisor	1.00	1.00	1.00	1.00	0.00
		Park Ranger II	3.25	3.00	3.00	3.00	0.00
		Dept Totals	4.25	4.00	4.00	4.00	0.00
5151	437	Martin Luther King Jr.					
		Park Supervisor	1.00	1.00	1.00	1.00	0.00
		Park Ranger II	4.00	5.00	5.00	5.00	0.00
		Park Ranger I	1.00	1.00	1.00	1.00	0.00
		*Student Laborer	0.75	0.75	0.75	0.75	0.00
		Dept Totals	6.75	7.75	7.75	7.75	0.00
5151	483	Martinez Shoreline					
		Park Supervisor	1.00	1.00	1.00	1.00	0.00
		Park Ranger II	1.80	1.80	1.80	1.80	0.00
		*Student Laborer	0.00	0.00	0.25	0.25	0.00
		Dept Totals	2.80	2.80	3.05	3.05	0.00
5151	415	Middle Harbor					
		Park Supervisor	1.00	1.00	1.00	1.00	0.00
		Park Craft Specialist	0.00	1.00	1.00	1.00	0.00
		Park Ranger II	3.50	2.50	2.50	2.50	0.00
		Gardener	1.00	1.00	1.00	1.00	0.00
		*Student Laborer	0.25	0.25	0.25	0.25	0.00
		Dept Totals	5.75	5.75	5.75	5.75	0.00
5151	465	Miller/Knox					
		Park Supervisor	1.00	1.00	1.00	1.00	0.00
		Park Ranger II	3.55	3.55	3.55	3.55	0.00
		Gardener	1.00	1.00	1.00	1.00	0.00
		*Student Laborer	0.50	0.50	0.75	0.75	0.00
		Dept Totals	6.05	6.05	6.30	6.30	0.00
5151	473	Oyster Bay					
		Park Ranger II	2.00	2.00	2.00	2.00	0.00
		Dept Totals	2.00	2.00	2.00	2.00	0.00
5151	496	Pt. Pinole					
		Park Supervisor	1.00	1.00	1.00	1.00	0.00
		Park Ranger II	3.75	4.00	4.00	4.05	0.05
		Park Ranger I	1.75	1.75	1.75	1.75	0.00
		*Gate Attendant	0.00	0.20	0.20	0.20	0.00
		*Student Laborer	0.00	0.00	0.46	0.46	0.00
		Dept Totals	6.50	6.95	7.41	7.46	0.05

SUPPLEMENTAL INFORMATION

PERSONNEL BY DEPARTMENT

<u>DEPARTMENT/LOCATION/DESCRIPTION</u>			<u>2007</u>	<u>2008</u>	<u>2009</u>	<u>2010</u>	<u>Change</u>
5151	133	Waterbird Park Ranger II	0.25	0.25	0.25	0.25	0.00
Dept Totals			0.25	0.25	0.25	0.25	0.00
Permanent Staff			47.35	49.10	49.10	49.15	0.05
Seasonal/Temporary Staff			3.12	3.32	4.28	4.28	0.00
All Personnel			50.47	52.42	53.38	53.43	0.05
OPERATIONS DIVISION							
INTERPRETIVE & RECREATION SERVICES DEPARTMENT							
5210	000	Interpretive & Recreation Administration					
		Chief	1.00	1.00	1.00	1.00	0.00
		Community Outreach Coordinator	0.00	0.75	0.75	0.75	0.00
Dept Totals			1.00	1.75	1.75	1.75	0.00
Permanent Staff			1.00	1.75	1.75	1.75	0.00
Seasonal/Temporary Staff			0.00	0.00	0.00	0.00	0.00
All Personnel			1.00	1.75	1.75	1.75	0.00
INTERPRETIVE SERVICES UNIT							
5240	000	Interpretive Services Manager					
		Manager	1.00	1.00	1.00	1.00	0.00
		Senior Office Assistant	0.50	0.50	0.50	0.50	0.00
		Supervising Naturalist I	0.00	0.00	1.00	1.00	0.00
		Resource Analyst	0.00	0.00	0.00	1.00	1.00
		*Temp Naturalist Fish Exhibit	0.00	0.00	0.50	0.00	-0.50
Dept Totals			1.50	1.50	3.00	3.50	0.50
5241	585	Ardenwood					
		Supervising Naturalist	1.00	1.00	1.00	1.00	0.00
		Senior Office Assistant	1.00	1.00	1.00	1.00	0.00
		Park Supervisor	1.00	1.00	1.00	1.00	0.00
		Naturalist	3.00	3.00	3.00	3.00	0.00
		Park Ranger II	2.00	2.00	2.00	2.00	0.00
		Park Ranger I	1.75	1.75	1.75	1.75	0.00
		Farm Technician	1.75	1.75	1.75	1.75	0.00
		Gardener	1.00	1.00	1.00	1.00	0.00
		Naturalist Aide	0.00	0.00	0.00	0.00	0.00
		*Interpretive Student Aide	1.76	1.76	1.76	1.76	0.00
		*Gate Attendant	0.48	0.48	0.48	0.48	0.00
		*Student Laborer	0.25	0.25	0.25	0.25	0.00
Dept Totals			14.99	14.99	14.99	14.99	0.00
5241	502	Black Diamond Center					
		Supervising Naturalist	1.00	1.00	1.00	1.00	0.00
		Senior Office Assistant	0.75	0.75	0.75	0.75	0.00
		*Office Assistant-Oral History Project	0.218	0.218	0.218	0.218	0.00
		Naturalist	2.75	3.75	3.75	3.75	0.00
		Park Ranger I	0.75	0.75	0.75	0.75	0.00
		*Interpretive Student Aide	1.25	1.25	1.25	1.25	0.00
		*Intern-Oral History Project	0.00	0.00	0.00	0.00	0.00
Dept Totals			6.718	7.718	7.718	7.718	0.00

SUPPLEMENTAL INFORMATION

PERSONNEL BY DEPARTMENT

<u>DEPARTMENT/LOCATION/DESCRIPTION</u>			<u>2007</u>	<u>2008</u>	<u>2009</u>	<u>2010</u>	<u>Change</u>
5241	536	Coyote Hills Center					
		Supervising Naturalist	1.00	1.00	1.00	1.00	0.00
		Senior Office Assistant	1.50	1.50	1.50	1.50	0.00
		Naturalist	2.75	2.75	2.75	2.75	0.00
		*Interpretive Student Aide	1.60	1.60	1.60	1.60	0.00
		*Dept Tech/Senior Intern	0.10	0.10	0.10	0.10	0.00
		Dept Totals	6.95	6.95	6.95	6.95	0.00
5241	509	Crab Cove Center					
		Supervising Naturalist	1.00	1.00	1.00	1.00	0.00
		Senior Office Assistant	1.00	1.00	1.00	1.00	0.00
		Naturalist	2.75	2.75	2.75	2.75	0.00
		Park Ranger I	0.00	0.00	0.00	0.00	0.00
		Office Assistant	0.75	0.75	0.75	0.75	0.00
		*Interpretive Student Aide	1.55	1.55	1.55	1.55	0.00
		Dept Totals	7.05	7.05	7.05	7.05	0.00
5241	415	Middle Harbor					
		Naturalist	0.75	0.75	0.75	0.75	0.00
		Outreach Coordinator	0.00	0.25	0.25	0.25	0.00
		Dept Totals	0.75	1.00	1.00	1.00	0.00
5241	547	Sunol Center					
		Supervising Naturalist	1.00	1.00	1.00	1.00	0.00
		Senior Office Assistant	1.00	1.00	1.00	1.00	0.00
		Naturalist	2.50	2.50	2.50	2.50	0.00
		*Interpretive Student Aide	0.905	0.905	0.905	0.905	0.00
		Dept Totals	5.405	5.405	5.405	5.405	0.00
5241	505	Tilden Nature Area					
		Supervising Naturalist	1.00	1.00	1.00	1.00	0.00
		Senior Office Assistant	2.00	2.00	2.00	2.00	0.00
		Naturalist	4.00	4.00	4.00	4.00	0.00
		Park Ranger II	1.00	1.00	1.00	1.00	0.00
		Farm Technician	1.00	1.00	1.00	1.00	0.00
		Building/Grounds Aide	1.00	1.00	1.00	1.00	0.00
		*Interpretive Student Aide	3.30	3.30	3.30	3.30	0.00
		Dept Totals	13.30	13.30	13.30	13.30	0.00
5242	000	Exhibit Design					
		Exhibit Supervisor	1.00	1.00	1.00	1.00	0.00
		Exhibit Technician	2.00	2.00	2.00	2.00	0.00
		Dept Totals	3.00	3.00	3.00	3.00	0.00
		Permanent Staff	48.25	49.50	50.50	51.5000	1.00
		Seasonal/Temporary Staff	11.41	11.41	11.91	11.4130	-0.50
		All Personnel	59.66	60.91	62.41	62.9130	0.50
RECREATION SERVICES UNIT							
5220	000	Recreation Services Manager					
		Manager	1.00	1.00	1.00	1.00	0.00
		^Office Assistant	1.00	0.00	0.00	0.00	0.00
		Dept Totals	2.00	1.00	1.00	1.00	0.00

SUPPLEMENTAL INFORMATION

PERSONNEL BY DEPARTMENT

<u>DEPARTMENT/LOCATION/DESCRIPTION</u>			<u>2007</u>	<u>2008</u>	<u>2009</u>	<u>2010</u>	<u>Change</u>
5221	000	Outdoor Recreation					
		Outdoor Recreation Coordinator	1.00	1.00	1.00	1.00	0.00
		^Office Assistant	0.00	1.00	1.00	1.00	0.00
		Recreation Assistant	1.00	1.00	1.00	1.00	0.00
		*Recreation Leader IV	0.50	0.50	0.50	0.50	0.00
		*Recreation Leader III	1.00	1.00	1.00	1.00	0.00
		*Recreation Leader II	1.40	1.40	1.40	1.40	0.00
		*Recreation Leader I	0.60	0.60	0.60	0.60	0.00
		Dept Totals	5.50	6.50	6.50	6.50	0.00
5224	000	Reservations					
		Reservations Supervisor	1.00	1.00	1.00	1.00	0.00
		Reservations Coordinator	1.00	1.00	1.00	1.00	0.00
		Reservations Support Technician	0.00	1.00	1.00	1.00	0.00
		Office Specialist/Reservations	3.25	3.00	3.00	3.00	0.00
		*Office Specialist	0.75	0.75	0.75	0.75	0.00
		Senior Office Specialist	1.00	0.00	0.00	0.00	0.00
		Dept Totals	7.00	6.75	6.75	6.75	0.00
5225	000	Community/Volunteer					
		Resource Analyst	0.75	0.75	0.75	0.75	0.00
		Dept Totals	0.75	0.75	0.75	0.75	0.00
5226	000	Park Express					
		Administrative Aide	1.00	1.00	1.00	1.00	0.00
		Office Specialist	0.50	0.75	0.75	0.75	0.00
		Dept Totals	1.50	1.75	1.75	1.75	0.00
5227	000	Facilities					
		^Facilities Supervisor	0.00	1.00	1.00	1.00	0.00
		Building/Grounds Aide	0.00	3.50	3.50	3.50	0.00
		Dept Totals	0.00	4.50	4.50	4.50	0.00
5227	204	Arroyo Del Valle Camp					
		^Park Craft Specialist	0.00	0.00	1.00	1.00	0.00
		^Park Ranger II	0.00	0.00	0.50	0.50	0.00
		Dept Totals	0.00	0.00	1.50	1.50	0.00
		Permanent Staff	12.50	16.50	18.00	18.50	0.50
		Seasonal/Temporary Staff	4.25	4.75	4.75	4.25	-0.50
		All Personnel	16.75	21.25	22.75	22.75	0.00

**OPERATIONS DIVISION-
MAINTENANCE & SKILLED TRADES DEPARTMENT**

5910	000	Maintenance Administration					
		Chief	1.00	1.00	1.00	1.00	0.00
		Contract Supervisor	1.00	1.00	1.00	1.00	0.00
		Administrative Analyst II	1.00	1.00	1.00	1.00	0.00
		Administrative Analyst I	1.00	1.00	1.00	1.00	0.00
		Senior Office Specialist	1.00	1.00	1.00	1.00	0.00
		Dept Totals	5.00	5.00	5.00	5.00	0.00
		Permanent Staff	5.00	5.00	5.00	5.00	0.00
		Seasonal/Temporary Staff	0.00	0.00	0.00	0.00	0.00
		All Personnel	5.00	5.00	5.00	5.00	0.00

SUPPLEMENTAL INFORMATION

PERSONNEL BY DEPARTMENT

<u>DEPARTMENT/LOCATION/DESCRIPTION</u>			<u>2007</u>	<u>2008</u>	<u>2009</u>	<u>2010</u>	<u>Change</u>
FLEET MANAGEMENT, ROADS & SANITATION UNIT							
5930	000	Equipment Unit Administration					
		Maintenance Superintendent	1.00	1.00	1.00	1.00	0.00
		Senior Office Specialist	1.00	1.00	1.00	1.00	0.00
		Administrative Analyst II	1.00	1.00	1.00	1.00	0.00
		Dept Totals	3.00	3.00	3.00	3.00	0.00
5931	000	Equipment Maintenance					
		Service Manager	2.00	2.00	2.00	2.00	0.00
		Lead Mechanic	2.00	2.00	2.00	2.00	0.00
		Senior Equipment Mechanic	10.00	11.00	11.00	11.00	0.00
		Dept Totals	14.00	15.00	15.00	15.00	0.00
5932	000	Road & Trails					
		Roads & Trails Supervisor	1.00	1.00	1.00	1.00	0.00
		Heavy Equipment Operator	5.66	4.04	4.21	4.05	-0.16
		Equipment Operator Apprentice	0.00	0.75	0.75	0.75	0.00
		Park Craft Specialist	1.00	2.00	2.00	2.00	0.00
		Park Ranger II	5.50	5.50	5.50	5.50	0.00
		Dept Totals	13.16	13.29	13.46	13.30	-0.16
5934	000	Sanitation					
		Sanitation/Recycling Supervisor	1.00	1.00	1.00	1.00	0.00
		Sanitation Truck Driver	3.75	3.75	3.75	3.75	0.00
		Park Ranger II	0.00	0.00	0.00	0.50	0.50
		Dept Totals	4.75	4.75	4.75	5.25	0.50
		Permanent Staff	34.91	36.04	36.21	36.55	0.34
		Seasonal/Temporary Staff	0.00	0.00	0.00	0.00	0.00
		All Personnel	34.91	36.04	36.21	36.55	0.34
TRADES UNIT							
5942	000	Trades					
		Trades Manager	1.00	1.00	1.00	1.00	0.00
		Maint/Skilled Trades Supervisor	2.00	2.00	2.00	2.00	0.00
		Water Utilities Maintenance Supervisor	0.00	1.00	1.00	1.00	0.00
		Electrician	3.00	2.00	2.00	2.00	0.00
		Water Utilities Maintenance Technician	0.00	1.00	1.00	1.00	0.00
		Plumber	3.07	3.89	4.02	3.82	-0.20
		Carpenter	8.00	9.00	9.00	9.00	0.00
		Painter	2.00	3.00	3.00	3.00	0.00
		Park Ranger II	4.00	5.00	5.00	5.00	0.00
		Senior Office Specialist	1.00	1.00	1.00	1.00	0.00
		*Administrative Analyst II	0.00	0.00	1.00	1.00	0.00
		Dept Totals	24.07	28.89	30.02	29.82	-0.20
		Permanent Staff	24.07	28.89	29.02	28.82	-0.20
		Seasonal/Temporary Staff	0.00	0.00	1.00	1.00	0.00
		All Personnel	24.07	28.89	30.02	29.82	-0.20

SUPPLEMENTAL INFORMATION

PERSONNEL BY DEPARTMENT

<u>DEPARTMENT/LOCATION/DESCRIPTION</u>			<u>2007</u>	<u>2008</u>	<u>2009</u>	<u>2010</u>	<u>Change</u>
PLANNING/STEWARDSHIP & DEVELOPMENT DIVISION							
7010	000	Park Group Administration					
		Assistant General Manager	1.00	1.00	1.00	1.00	0.00
		Secretary	0.533	0.533	0.533	0.533	0.00
		Senior Office Specialist	1.00	1.00	1.00	1.00	0.00
		Dept Totals	2.53	2.53	2.53	2.53	0.00
		Permanent Staff	2.53	2.53	2.53	2.53	0.00
		Seasonal/Temporary Staff	0.00	0.00	0.00	0.00	0.00
		All Personnel	2.53	2.53	2.53	2.53	0.00
DESIGN & CONSTRUCTION DEPARTMENT							
7110	000	Park Design Administration					
		Chief	1.00	1.00	1.00	1.00	0.00
		Administrative Aide	1.00	1.00	1.00	1.00	0.00
		Administrative Analyst	1.00	1.00	1.00	1.00	0.00
		Dept Totals	3.00	3.00	3.00	3.00	0.00
7510	000	Construction Management					
		Construction Manager	1.00	1.00	1.00	1.00	0.00
		Administrative Aide	1.00	1.00	1.00	1.00	0.00
		Senior Chief of Survey Party	1.00	1.00	1.00	1.00	0.00
		Field/Office Surveyor	1.00	1.00	1.00	1.00	0.00
		Senior Construction Inspector	1.00	1.00	1.00	1.00	0.00
		Construction Inspector	4.00	5.00	5.00	4.00	-1.00
		‡Construction Inspector	0.00	0.00	0.00	1.00	1.00
		Drafting Technician	1.00	1.00	1.00	1.00	0.00
		Survey Technician	2.00	2.00	2.00	2.00	0.00
		Dept Totals	12.00	13.00	13.00	13.00	0.00
7120	000	Design					
		Design Manager	1.00	1.00	1.00	1.00	0.00
		Architect	1.00	1.00	1.00	1.00	0.00
		Civil Engineer	2.00	3.00	3.00	2.00	-1.00
		‡Civil Engineer	0.00	0.00	0.00	1.00	1.00
		Drafting Technician	2.00	2.00	2.00	2.00	0.00
		Landscape Architect	2.00	2.00	2.00	2.00	0.00
		Senior Civil Engineering Technician	2.00	2.00	2.00	2.00	0.00
		Senior Park Designer	2.00	2.00	2.00	2.00	0.00
		Dept Totals	12.00	13.00	13.00	13.00	0.00
		Permanent Staff	27.00	29.00	29.00	29.00	0.00
		Seasonal/Temporary Staff	0.00	0.00	0.00	0.00	0.00
		All Personnel	27.00	29.00	29.00	29.00	0.00
PLANNING & STEWARDSHIP DEPARTMENT							
7410	000	Planning Stewardship Administration					
		Chief	1.00	1.00	1.00	1.00	0.00
		Landscape Architect	0.00	0.00	0.00	0.00	0.00
		Senior Park Planner	1.00	1.00	1.00	1.00	0.00
		Senior Park Designer	1.00	1.00	1.00	1.00	0.00
		Park Planner I	2.00	2.00	2.00	2.00	0.00
		Mapping Graphics Technician	1.00	1.00	1.00	1.00	0.00
		Dept Totals	6.00	6.00	6.00	6.00	0.00

SUPPLEMENTAL INFORMATION

PERSONNEL BY DEPARTMENT

<u>DEPARTMENT/LOCATION/DESCRIPTION</u>			<u>2007</u>	<u>2008</u>	<u>2009</u>	<u>2010</u>	<u>Change</u>
7420	000	Stewardship Manager					
		Stewardship Manager	1.02	1.02	1.02	1.02	0.00
		Ecological Services Coordinator	1.00	1.00	1.00	1.00	0.00
		Resource Analyst	1.00	1.00	1.00	1.00	0.00
		Dept Totals	3.02	3.02	3.02	3.02	0.00
7440	000	Grazing					
		Wildland Vegetation Program Mgr.	1.00	1.00	1.00	1.00	0.00
		Botanist	1.00	1.00	1.00	1.00	0.00
		Resource Analyst	0.00	1.00	1.00	1.00	0.00
		Dept Totals	2.00	3.00	3.00	3.00	0.00
7450	000	Integrated Pest Mgmt Program					
		Integrated Pest Management Spec.	1.00	1.00	1.00	1.00	0.00
		Resource Analyst	1.00	1.00	1.00	1.00	0.00
		Dept Totals	2.00	2.00	2.00	2.00	0.00
7455	000	Geographic Information System					
		GIS Coordinator	1.00	1.00	1.00	1.00	0.00
		GIS Technician	1.00	1.00	1.00	1.00	0.00
		GIS Programmer Analyst	1.00	1.00	1.00	1.00	0.00
		Dept Totals	3.00	3.00	3.00	3.00	0.00
7460	000	Water Mgmt					
		Water Resources Manager	1.00	1.00	1.00	1.00	0.00
		Water Management Supervisor	1.00	1.00	1.00	1.00	0.00
		Water Management Assistant	1.10	1.10	1.10	1.10	0.00
		Dept Totals	3.10	3.10	3.10	3.10	0.00
7465	000	Fisheries Mgmt					
		Fisheries Program Manager	1.00	1.00	1.00	1.00	0.00
		Resource Analyst	1.00	1.00	1.00	1.00	0.00
		*Temporary Resource Analyst	0.00	0.50	0.50	0.00	-0.50
		Dept Totals	2.00	2.50	2.50	2.00	-0.50
7475	000	Wildlife Management					
		Wildlife Program Manager	1.00	1.00	1.00	1.00	0.00
		Resource Analyst	1.00	1.00	1.00	1.00	0.00
		Dept Totals	2.00	2.00	2.00	2.00	0.00
		Permanent Staff	23.12	24.12	24.12	24.12	0.00
		Seasonal/Temporary Staff	0.00	0.50	0.50	0.00	-0.50
		All Personnel	23.12	24.62	24.62	24.12	-0.50

SUPPLEMENTAL INFORMATION

PERSONNEL BY DEPARTMENT

<u>DEPARTMENT/LOCATION/DESCRIPTION</u>			<u>2007</u>	<u>2008</u>	<u>2009</u>	<u>2010</u>	<u>Change</u>
PUBLIC AFFAIRS DIVISION							
3110	000	Public Affairs					
		Asst Gen Manager Public Affairs	0.50	0.50	0.50	0.50	0.00
		Community Relations Manager	0.50	0.50	0.50	0.50	0.00
		Development Officer	1.00	1.00	1.00	1.00	0.00
		Public Information Supervisor	1.00	1.00	1.00	1.00	0.00
		Administrative Analyst II	0.00	2.00	2.00	1.00	-1.00
		‡Administrative Analyst II	0.00	0.00	0.00	1.00	1.00
		Office Specialist	1.00	1.00	1.00	1.00	0.00
		Public Information Rep	1.00	1.00	1.00	1.00	0.00
		Publications Coordinator	0.00	0.00	1.00	1.00	0.00
		Graphic Designer	0.00	0.00	1.00	1.00	0.00
		Website Designer	0.00	0.00	1.00	1.00	0.00
		Senior Office Assistant	1.00	1.00	1.00	1.00	0.00
		Secretary	1.00	1.00	1.00	1.00	0.00
		Office Assistant/Membership	1.00	1.00	1.00	1.00	0.00
		Office Assistant	0.20	0.20	0.20	0.20	0.00
		Dept Totals	8.20	10.20	13.20	13.20	0.00
3120	000	Environmental Graphics					
		Publications Coordinator	1.00	1.00	0.00	0.00	0.00
		Graphic Designer	1.00	1.00	0.00	0.00	0.00
		Web Designer/Analyst	1.00	1.00	0.00	0.00	0.00
		Env Graphics/Multi Media Supervisor	1.00	1.00	1.00	1.00	0.00
		Environmental Graphics Specialist	2.00	2.00	2.00	2.00	0.00
		Dept Totals	6.00	6.00	3.00	3.00	0.00
		Permanent Staff	14.20	16.20	16.20	16.20	0.00
		Seasonal/Temporary Staff	0.00	0.00	0.00	0.00	0.00
		All Personnel	14.20	16.20	16.20	16.20	0.00
PUBLIC SAFETY DIVISION							
8110	000	Office of the Chief					
		Assist. General Mgr/Police Chief	1.00	1.00	1.00	1.00	0.00
		Confidential Secretary	1.00	1.00	1.00	1.00	0.00
		*Public Safety Student Aide	4.75	4.75	4.75	3.00	-1.75
		‡P.S. Student Aide	0.00	0.00	0.00	1.75	1.75
		Dept Totals	6.75	6.75	6.75	6.75	0.00
8510	000	Police Administration					
		Lieutenant	1.00	1.00	1.00	1.00	0.00
		Sergeant	1.00	1.00	1.00	1.00	0.00
		Administrative Analyst I	1.00	1.00	1.00	1.00	0.00
		Communications/Records Manager	1.00	1.00	1.00	1.00	0.00
		^Office Specialist	0.00	1.00	1.00	1.00	0.00
		Dept Totals	4.00	5.00	5.00	5.00	0.00

SUPPLEMENTAL INFORMATION

PERSONNEL BY DEPARTMENT

<u>DEPARTMENT/LOCATION/DESCRIPTION</u>			<u>2007</u>	<u>2008</u>	<u>2009</u>	<u>2010</u>	<u>Change</u>
8520	000	Communications & Records					
		Dispatch Supervisor	4.00	4.00	4.00	4.00	0.00
		Dispatcher/CSO	11.00	11.00	11.00	11.00	0.00
		^Dispatch Systems Administrator	0.00	1.00	1.00	1.00	0.00
		Dept Totals	15.00	16.00	16.00	16.00	0.00
		Permanent Staff	21.00	23.00	23.00	23.00	0.00
		Seasonal/Temporary Staff	4.75	4.75	4.75	4.75	0.00
		All Personnel	25.75	27.75	27.75	27.75	0.00
FIRE DEPARTMENT							
8310	000	Fire Operations					
		Fire Chief	1.00	1.00	1.00	1.00	0.00
		Assistant Fire Chief	1.00	1.00	1.00	1.00	0.00
		Fire Captain	3.00	4.00	4.00	4.00	0.00
		Fire Marshall	0.00	0.00	0.00	0.00	0.00
		Firefighter II	7.00	6.00	6.00	6.00	0.00
		Firefighter I	1.75	1.75	1.75	1.25	-0.50
		‡Firefighter I	0.00	0.00	0.00	0.50	0.50
		Secretary	1.00	1.00	1.00	1.00	0.00
		Administrative Analyst I	0.00	1.00	1.00	1.00	0.00
		Dept Totals	14.75	15.75	15.75	15.75	0.00
		Permanent Staff	14.75	15.75	15.75	15.75	0.00
		Seasonal/Temporary Staff	0.00	0.00	0.00	0.00	0.00
		All Personnel	14.75	15.75	15.75	15.75	0.00
FIRE DEPARTMENT							
AQUATICS UNIT							
8320	000	Aquatic Program					
		Aquatic Manager	1.00	1.00	1.00	1.00	0.00
		Aquatic Supervisor	2.00	2.00	2.00	2.00	0.00
		Field Coordinator	1.50	1.50	1.50	1.50	0.00
		*Lifeguard III	0.00	0.75	0.75	0.75	0.00
		*Lifeguard II	0.00	0.25	0.25	0.25	0.00
		*Lifeguard I	0.00	1.68	2.88	0.00	-2.88
		‡*Lifeguard I	0.00	0.00	0.00	2.88	2.88
		Dept Totals	4.50	7.18	8.38	8.38	0.00
8320	145	Diablo Foothills/Castle Rock					
		*Lifeguard III	0.00	0.30	0.30	0.30	0.00
		*Lifeguard I	0.00	0.93	0.93	0.93	0.00
		Dept Totals	0.00	1.23	1.23	1.23	0.00
8320	260	Contra Loma					
		*Lifeguard III	0.50	0.50	0.50	0.50	0.00
		*Lifeguard II	0.28	0.28	0.28	0.28	0.00
		*Lifeguard I	3.48	3.48	3.48	3.48	0.00
		Dept Totals	4.26	4.26	4.26	4.26	0.00
8320	239	Cull Canyon					
		*Lifeguard III	0.42	0.42	0.42	0.42	0.00
		*Lifeguard II	0.36	0.36	0.36	0.36	0.00
		*Lifeguard I	1.72	1.72	1.72	1.72	0.00
		Dept Totals	2.50	2.50	2.50	2.50	0.00

SUPPLEMENTAL INFORMATION

PERSONNEL BY DEPARTMENT

<u>DEPARTMENT/LOCATION/DESCRIPTION</u>			<u>2007</u>	<u>2008</u>	<u>2009</u>	<u>2010</u>	<u>Change</u>
8320	203	Del Valle					
		*Lifeguard III	0.75	0.75	0.75	0.75	0.00
		*Lifeguard II	0.75	0.75	0.75	0.75	0.00
		*Lifeguard I	3.38	3.38	3.38	3.38	0.00
		Dept Totals	4.88	4.88	4.88	4.88	0.00
8320	255	Don Castro					
		*Lifeguard III	0.50	0.50	0.50	0.50	0.00
		*Lifeguard II	0.50	0.50	0.50	0.50	0.00
		*Lifeguard I	1.68	1.68	1.68	1.68	0.00
		Dept Totals	2.68	2.68	2.68	2.68	0.00
8320	242	Quarry Lakes					
		*Lifeguard III	0.50	0.50	0.50	0.50	0.00
		*Lifeguard II	0.58	0.58	0.58	0.58	0.00
		*Lifeguard I	2.215	2.215	2.215	2.215	0.00
		Dept Totals	3.295	3.295	3.295	3.295	0.00
8320	124	Roberts					
		*Lifeguard III	0.42	0.42	0.42	0.42	0.00
		*Lifeguard II	0.24	0.24	0.24	0.24	0.00
		*Lifeguard I	1.511	1.511	1.511	1.511	0.00
		Dept Totals	2.171	2.171	2.171	2.171	0.00
8320	281	Shadow Cliffs					
		*Lifeguard III	0.50	0.50	0.50	0.50	0.00
		*Lifeguard II	0.59	0.59	0.59	0.59	0.00
		*Lifeguard I	3.02	3.02	3.02	2.90	-0.12
		‡*Lifeguard I	0.00	0.00	0.00	0.12	0.12
		Dept Totals	4.11	4.11	4.11	4.11	0.00
8320	240	Temescal					
		*Lifeguard III	0.25	0.25	0.25	0.25	0.00
		*Lifeguard II	0.34	0.34	0.34	0.34	0.00
		*Lifeguard I	2.32	2.32	2.32	2.32	0.00
		Dept Totals	2.91	2.91	2.91	2.91	0.00
8320	105	Tilden					
		*Lifeguard III	0.50	0.50	0.50	0.50	0.00
		*Lifeguard II	0.59	0.59	0.59	0.59	0.00
		*Lifeguard I	1.924	1.924	1.924	1.924	0.00
		Dept Totals	3.014	3.014	3.014	3.014	0.00
		Permanent Staff	4.50	4.50	4.50	4.50	0.00
		Seasonal/Temporary Staff	29.82	33.73	34.93	34.93	0.00
		All Personnel	34.32	38.23	39.43	39.43	0.00

SUPPLEMENTAL INFORMATION

PERSONNEL BY DEPARTMENT

<u>DEPARTMENT/LOCATION/DESCRIPTION</u>			<u>2007</u>	<u>2008</u>	<u>2009</u>	<u>2010</u>	<u>Change</u>
POLICE DEPARTMENT							
8230	000	Public Safety Helicopter					
		Sergeant/Helicopter Pilot	1.00	1.00	1.00	0.00	-1.00
		‡Sergeant/Helicopter Pilot	0.00	0.00	0.00	1.00	1.00
		Police Officer/Helicopter Pilot	3.00	3.00	3.00	3.00	0.00
		Office Assistant	0.53	0.00	0.00	0.00	0.00
		Helicopter Mechanic/IA	1.00	1.00	1.00	1.00	0.00
		Dept Totals	5.53	5.00	5.00	5.00	0.00
8240		EBMUD Joint Powers					
		Sergeant	1.00	1.00	1.00	1.00	0.00
		Police Officer	3.25	3.35	3.35	3.35	0.00
		Dept Totals	4.25	4.35	4.35	4.35	0.00
8250	000	Detectives Unit					
		Captain	1.00	1.00	1.00	1.00	0.00
		Sergeant	1.00	1.00	1.00	1.00	0.00
		Police Officer	3.00	3.00	3.00	3.00	0.00
		Secretary	1.00	1.00	1.00	1.00	0.00
		Property & Evidence Clerk	1.00	1.00	1.00	1.00	0.00
		Dept Totals	7.00	7.00	7.00	7.00	0.00
8260	000	Special Enforcement					
		Sergeant	2.00	2.00	2.00	2.00	0.00
		Police Officer	5.00	5.00	5.00	5.00	0.00
		Dept Totals	7.00	7.00	7.00	7.00	0.00
8270	000	Public Safety Volunteers					
		Volunteer Coordinator	1.00	1.00	1.00	1.00	0.00
		Dept Totals	1.00	1.00	1.00	1.00	0.00
8410	000	Police Field Unit					
		Lieutenant	2.00	2.00	2.00	2.00	0.00
		Sergeant	6.00	6.00	6.00	6.00	0.00
		^Police Officer	29.70	30.84	31.16	28.23	-2.93
		‡Police Officer	0.00	0.00	0.00	2.96	2.96
		Dispatcher/CSO	2.00	2.00	2.00	0.00	-2.00
		‡Dispatcher/CSO	0.00	0.00	0.00	2.00	2.00
		*Seasonal Police Officer	1.10	1.10	1.10	1.10	0.00
		Dept Totals	40.80	41.94	42.26	42.29	0.03
8410	415	Middle Harbor					
		^Police Officer	2.00	2.00	2.30	2.30	0.00
		^Dispatcher/CSO	1.00	1.00	0.00	0.00	0.00
		Dept Totals	3.00	3.00	2.30	2.30	0.00
		Permanent Staff	67.48	68.19	67.81	67.84	0.03
		Seasonal/Temporary Staff	1.10	1.10	1.10	1.10	0.00
		All Personnel	68.58	69.29	68.91	68.94	0.03

SUPPLEMENTAL INFORMATION**PERSONNEL BY DEPARTMENT**

<u>DEPARTMENT/LOCATION/DESCRIPTION</u>	<u>2007</u>	<u>2008</u>	<u>2009</u>	<u>2010</u>	<u>Change</u>
GRAND TOTAL					
Permanent Staff	618.89	645.85	652.20	652.665	0.47
Seasonal/Temporary Staff	81.05	86.06	91.48	90.480	-1.00
All Personnel	699.94	731.91	743.68	743.145	-0.53
‡Identified Unfunded Positions				-14.210	
‡To Be Identified Unfunded Positions				-20.790	
Total Funded Positions				708.145	

" * " Indicates Seasonal/Temporary.

" ^ " Indicates position change during 2009.

" ‡ " Indicates vacant and unfunded position during 2010 budget year.

Detail of unfunded positions is listed in Section B, on page 48.

Page Intentionally Left Blank

SECTION E-3
SUPPLEMENTAL INFORMATION
Glossary

ADA - Americans with Disability Act is Federal law which prohibits discrimination and ensures equal opportunity for persons with disabilities in employment, State and local government services, public access, commercial facilities, and transportation.

Adopted Budget – The adopted budget is the District’s annual fiscal plan, which is approved by the Board of Directors. The adopted budget establishes the legal authority for the expenditure of funds, as created by the appropriation resolution. The adopted budget includes all reserves, transfers, allocations, supplemental appropriations and other legally authorized legislative and executive changes.

Appropriation - A legal authorization granted by the Board of Directors to make expenditures and to incur obligations for specific purposes. An appropriation usually is limited in amount and to the time in which it may be expended.

Balanced Budget – A budget in which resources, including estimated revenue and other sources such as bond proceeds, transfers in and approved fund balances/net assets, meet or exceed uses, including appropriations and transfers.

Budget - A plan for financial operation embodying an estimate of proposed expenditures for a given period and the proposed means of financing them.

Capital Budget - A plan for proposed capital outlays and the means of financing them.

Capitalized Expenditures - Expenditures resulting in the acquisition and/or construction of fixed assets.

Capital Improvement Program - A plan for capital expenditures to be incurred each year over a fixed period of years to meet capital needs arising from the long-term work program or other capital needs. It sets

forth each project or other contemplated expenditure in which the District is to have a part and specifies the resources estimated to be available to finance the projected expenditures.

CEQA - California Environmental Quality Act is the California law (California Public Resources Code section 21000 et seq.) passed in 1970 that requires development projects to submit documentation of their potential environmental impact.

Debt Service Fund - A fund to account for debt service payments, as well as any accumulation of resources, in anticipation of future principle and interest requirements.

Deficit - The result of an excess of expenditures over resources.

Designation of Fund Balance – Unreserved fund balance may be designated by the District to be set aside for a specific purpose. The designation indicates that a portion of fund equity is not available for appropriation based on the District’s plan for future uses.

Encumbrances – Commitments for unperformed contracts for goods and services.

FEMA - Federal Emergency Management Agency provides disaster related assistance for repair and reconstruction of facilities, as well as mitigation funds to reduce potential damage from future disasters.

Fiscal Year - A 12-month period to which the annual operating budget applies and at the end of which the District determines its financial position and the results of its operations. The District’s fiscal year is from January 1 through December 31.

Fixed Assets – Land and other long-lived assets, such as buildings, improvements, vehicles/equipment, with a value greater than the capitalization amount, as stated in

the District's Capital Asset and Inventory Control Policy. In 2009 the policy was updated to capitalize vehicles/equipment with a cost exceeding \$25,000, and improvements/infrastructure with a cost exceeding \$100,000.

Fund – The accounts of the District are organized on the basis of funds, each of which is considered a separate accounting entity. The operations of each fund are accounted for with a separate set of self-balancing accounts that comprise its assets, liabilities, fund equity, revenues and expenditures. Governmental resources are allocated to, and accounted for, in individual funds based upon the purposes for which they are to be spent and the means by which spending activities are controlled. A fiscal and accounting entity with a self-balancing set of accounts in which cash and other financial resources, all related liabilities and residual equities, or balances, and changes therein, are recorded and segregated to carry on specific activities or attain certain objectives in accordance with special regulations, restrictions or limitations.

Fund Balance – Fund balance is the difference between governmental fund assets and fund liabilities.

Full-Time Equivalent (FTE) – The measure of 1 full-time position based on either 1,950 or 2,080 hours per year, depending upon the position. For instance, 1.0 FTE Park Ranger II works 2,080 per year, while 1.0 FTE Senior Office Assistant works a maximum of 1,950 hours.

General Fund - The fund used to account for all financial resources, except those required to be accounted for in another fund.

Generally Accepted Accounting Principles (GAAP) – Uniform standards and guidelines for financial accounting and reporting.

Grants - Contributions or gifts of cash or other assets to/from another government entity, foundations or private entities, to be used for a specific purpose.

Intra-District Charges – Revenue in internal services funds received from governmental funds/divisions for services, which benefit these governmental funds/divisions, rendered by the internal service fund.

Internal Service Funds - Funds used to account for the financing of goods or services provided by one fund to other funds/divisions on a cost-reimbursement basis.

Landscape and Lighting District (LLD)– Under California Landscaping and Lighting Act of 1972, special assessments are levied upon parcels which receive special benefits. The assessments and related expenditures are accounted for in special revenue funds entitled LLDs.

Master Plan – The Master Plan is the District's priority setting document, which guides the long term implementation of the vision and mission of the District.

Measure AA – 1988 voter-approved General Obligation financing, totaling \$225 million, to be used to finance parkland acquisition, development and improvements to recreational open space.

Measure CC – 2004 voter-approved excise tax to be used to fund public access, wildfire protection, public safety and environmental maintenance of District parks and trails.

Measure WW – 2008 voter-approved General Obligation financing, totaling \$500 million, to be used to finance parkland acquisition and capital projects as well as grants to local agencies.

NEPA – National Environmental Policy Act, established as law in 1970, provides national environmental policy and goals for

the protection, maintenance, and enhancement of the environment. It provides a process for implementing these goals.

Net Assets - The difference between a proprietary fund assets and total liabilities.

Operating Budget – Plan for current operating expenditures (as opposed to capital or debt service expenditures) and the proposed means of financing them.

Operating Expenditures - Fund expenses related directly to the fund's primary activities.

Operating Revenues - Revenues directly related to the fund's primary activities.

OTA Projects – “Other Than Assets” are projects/programs accounted for in the capital projects funds. These projects/programs require multiple year funding but do not result in a capital asset, as defined by the District’s Capital Asset and Inventory Control Policy.

Performance Measures – The collection and analysis of performance data, which is essential to developing strategic plans, measuring progress towards goals, assessing policy alternatives and making sound management decisions. A tool used to align services and programs with strategic priorities, report on service efforts and accomplishments, conduct multi year comparisons and make comparisons against benchmarks.

Personnel Services – This includes the cost of both wages and benefits paid to employees for work performed.

Pipeline Project - Term applied to capital construction, acquisition, or resource projects that will eventually require in future years a commitment of operating funds.

Program - Group activities, operations or organizational units directed to attaining specific purposes or objectives.

Program Purpose - A general statement explaining the reason why a particular program or division exists.

Proposition 1A – Article 13, Sec. 25.5 of the California Constitution provides protection to local agencies against the modification of the allocation of ad valorem property tax by the State (i.e. reducing the allocation to the locals and increasing the allocation to the State.) Prop 1A can be suspended only if three criteria (governor issues severe fiscal hardship proclamation, Legislature enacts an urgency statute by 2/3 vote, and full repayment statute is enacted) are met, and not more than twice in 10 years. The maximum amount the State can reallocate is 8%. The State met the three criteria, suspended Prop 1A, and “borrowed” 8% of local property tax during 2009-2010.

Proprietary Funds – Used to account for activities that are similar to activities that may be performed by a commercial enterprise. The purpose of the proprietary fund is to provide a service or product at a reasonable cost. The District’s only proprietary funds are internal service funds.

Reimbursements – Repayments of amounts remitted on behalf of another fund or agency.

Reserve - (1) An account used to earmark a portion of fund balance to indicate that it is not appropriate for expenditure; and (2) an account used to earmark a portion of fund equity as legally segregated for a specific future use.

Reserved Fund Balance - The portion of fund balance that is not available to finance expenditures of the subsequent accounting period, including items such as encumbrances, inventory, prepaid items, and notes receivable.

Resources – Total revenue, inter-departmental charges and bond proceeds budgeted for the fiscal year.

Risk Management – The management efforts to protect the District from potential claims, including the avoidance of accidental loss or minimization of consequences if loss does occur.

Self-Insurance – The District has retained risk of loss under certain circumstances and up to set dollar amounts. For example, the District is self-insured for the dental benefits offered to employees. The District does not transfer any risk for employee dental claims to a third party. The District is also self-insured for general liability up to \$500,000 limit for liability and \$25,000 for property. The District has purchased insurance through a public entity risk pool for liability in excess of the self-insurance amount. Additionally, the District is self-insured for worker’s compensation claims up to \$350,000 per accident/employee. The excess worker’s compensation coverage is provided through another public entity risk pool.

Services – Services include many expenditure categories. The major services required by each division follow:
 Legislative & Executive Division
 legislative advocate
 professional services
 Legal Division
 insurance premiums
 legal services
 Human Resources Division
 training
 Land Division

 maintenance contracts
 ground leases
 Finance & Management Services Division
 support contracts
 utilities and telephone
 bank fees
 hazardous waste removal
 Operations Division
 utilities
 professional services
 repairs and maintenance
 grounds repairs and maintenance
 Planning/Stewardship & Development Division
 professional services
 grounds repairs and maintenance
 Public Affairs Division
 publications and notices
 Public Safety Division
 professional services
 repairs and maintenance

Special Revenue Fund - A fund used to account for the proceeds of specific revenue sources that are legally restricted to be used for specified purposes.


Transfer In/Out – Reallocation of resources between funds. Operating transfers are used to fund operating activities. Capital transfers are between bond proceed funds and funds which use bond proceeds are sources for funding bond approved projects.

Uses – Total planned expenditures, inter-fund transfers and changes to fund balance for the budget year.

Zone of Benefit – A specific area designated within a Landscape and Lighting District to account for the expenditure of special assessment revenues collected.

Page Intentionally Left Blank

East Bay 
Regional Park District
www.ebparks.org



Adopted Budget 2010